

QUALITY | INNOVATION | PERFORMANCE

True Manufacturing | Raising The Bar

TBR/TDR

True Bar Refrigeration

True Draft Refrigeration



At True, we are continually seeking out environmentally friendly components and processes that will reduce our carbon footprint. This process encapsulates both our approach to manufacturing as well as our approach to the performance of our equipment.



TABLE OF CONTENTS

MEET THE NEW TRUE BAR LINE UP

- 1 Nomenclature
- 2 Features & Benefits

WHY TRUE?

- 4 Hydrocarbon Refrigeration
- 5 RCU Technology
- 6 Made in the U.S.A.
- 7 NSF Rated
- 8 Customization
- 9 TruLumina® Lighting

TRUE BAR REFRIGERATORS

- 12 TBR | Build Your True – Bar Refrigerator
- 14 TBR | Specifications – Reach-In
- 20 TBR | Specifications – Pass-Thru

TRUE DRAFT REFRIGERATORS

- 24 TDR | Build Your True – Bar Refrigerator
- 26 TDR | Specifications – Reach-In
- 32 TDR | Specifications – Pass-Thru

TBR/TDR ACCESSORIES

- 34 TBR/TDR | Accessories

TBR/TDR MODEL VARIATIONS

- 37 TBR/TDR | Model Variations





True's new extensive line of refrigerated bar equipment offers a diverse selection of products and sizes. With rugged construction, attractive appearance and oversized refrigeration systems, True's bar equipment is designed to meet and exceed the performance and reliability demands of bars and nightclubs. Models feature stainless steel tops with heavy duty, black powder-coated, cold rolled steel (CRS); stainless exteriors are also available.

MEET THE NEW | TRUE BAR LINE UP



TBR/TDR SERIES

32 | 36 | 48 | 52 | 60 | 72 | 84 | 92 | 108



TBR

True Bar Refrigeration

TDR

True Draft Refrigeration

TBR/TDR NOMENCLATURE

FAMILY

TBR | True Bar Refrigerator
TDR | True Draft Refrigerator

CABINET TYPE

RI | Reach-In
PT | Pass Thru

REFRIGERATION SYSTEM SIDE

L | Left (standard)
R | Right

FRONT SIDE CABINET TYPE

S | Solid
G | Glass
1 | Sliding Glass

TBR72 - RISZ1 - L - B - GGG - 1

CABINET WIDTH

32" | 36" | One Section
48" | 52" | 60" | Two Section
84" | 72" | Three Section
92" | 108" | Four Section

TEMPERATURE

SZ1 | Single Zone (35°F)
SZ2 | Single Zone (55°F)
SZ3 | Single Zone (45°F)

CABINET EXTERIOR COLOR

B | Black (standard)
S | Stainless Steel
X | Custom

VOLTAGE

1 | 115/60 Hz
2 | 220-40 / 50-60 Hz

TDR/TBR | FEATURES & BENEFITS

RCU | Reverse Condenser Fan Motor

Reverse Condensing Technology allows for the reversing of the condensing fan motor, helping to keep the condensing coil clean and reduce the negative effects of a dirty coil.



Front Air Intake/
Front Air Discharge

Electronic Control



Approx.
Energy Savings
20-25%

TDR52-RISZ1-L-B-SG-1

Climate-Friendly, Cost Effective

Hydrocarbon (HC) refrigerants are natural, nontoxic refrigerants that have no ozone depleting properties and low global warming potential. Hydrocarbons are one of the most climate-friendly and cost-effective refrigerants to cool and freeze.

Cabinet Heights

Multiple heights with a wide variety of castor and leg options.

Standard Height	1/4" H Leg Levelers	7/8" H Rollers	2" D Castors	3" D Castors	4" D Castors	5" D Castors	6" H Legs or Seismic Legs
34 11/16" H	34 15/16" H	35 9/16" H	37 9/16" H	38 9/16" H	39 3/4" H	40 3/4" H	40 11/16" H



MODEL OPTIONS

FAMILY

TBR – True Bar Refrigerator
32" | 36" | 48" | 52" | 60" | 72" |
84" | 92" | 108"

TDR – True Draft Refrigerator
32" | 36" | 48" | 52" | 60" | 72" |
84" | 92" | 108"

TYPE

Reach-In | Pass-Thru

DOORS

Solid Swing | Glass Swing |
Glass Slide

HINGING

48" | 52" | 60" – Left/Right
32" | 36" | 72" | 84" | 92" | 108"
(Match System Side)

REFRIGERATION SYSTEM SIDE

Left (standard)
Right

TEMPERATURE

Single Zone (35°F)
Single Zone (55°F)
Single Zone (45°F)

VOLTAGES

115/60 Hz (all models)
220-240 / 50-60 Hz
TBR: 48" | 52" | 60" | 72"
TDR: 48" | 52"

EXTERIOR FINISHES

Black (standard)
Stainless Steel
Custom

INTERIOR FINISH

Stainless Steel
Black Aluminum

LIGHTING

White LED (standard)
TruLumina®

SHELVING

Gray Wire (standard)
Gray Wire Cutout
Black Wire
Black Wire Cutout

WHY TRUE? | HYDROCARBON REFRIGERATION

Your Energy Efficient Future...Naturally.®

WHAT IS HYDROCARBON REFRIGERANT?

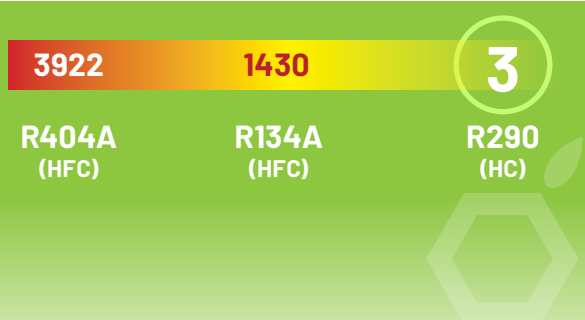
Hydrocarbon (HC) refrigerants are natural, nontoxic refrigerants that have no ozone depleting properties and low global warming potential. Hydrocarbons are one of the most climate-friendly and cost-effective refrigerants to cool and freeze.

R290 (HC) refrigerant is highly refined propane that is a safe, environmentally friendly replacement for the hydrofluorocarbon (HFC) refrigerants R134a in refrigerator applications and R404a in freezer applications.

Why is Hydrocarbon Refrigerant Better?

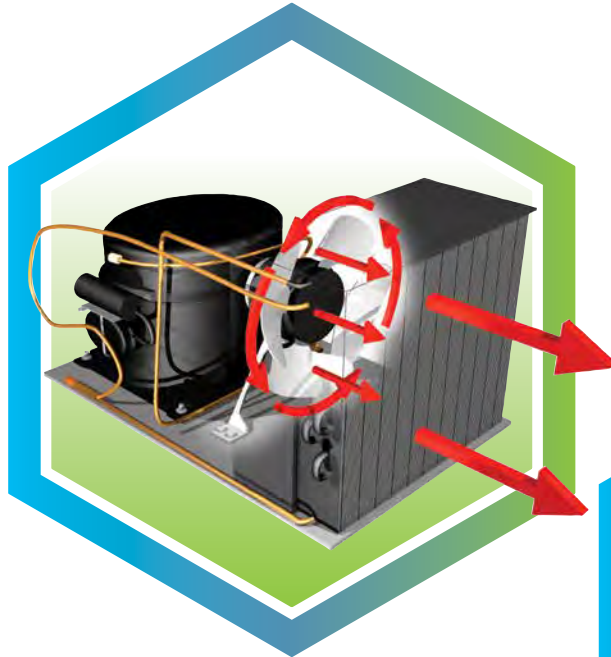
- Current HFC Refrigerants (R134a and R404a) have extremely high Global Warming Potential (GWP) that is harmful to the environment. GWP is the relative measure of how much heat a greenhouse gas traps in the atmosphere. The lower the GWP the better a substance is for the environment. By comparison, R290 Hydrocarbon has a very minimal GWP.
- R290's thermodynamic properties are superior to both R134a and R404a. R290's heat capacitance is approximately 90% greater than R134a and 140% greater than R404a with lower viscosity. This means that the R290 can absorb more heat, faster, resulting in quicker temperature recovery and lower energy consumption.

Global Warming Potential of Refrigerants



Natural Refrigerant® Logo is a registered trademark of TRUE MANUFACTURING.

Reverse Condensing Fan Motor




**RCU
TECHNOLOGY**
STANDARD IN ALL
TRUE TBR/TDR
MODELS

20%
LESS ENERGY
CONSUMPTION

**INCREASED
LIFE
SPAN**

**COLDEST
TEMPS**
FRESHEST
PRODUCTS



RCU technology allows for the reversal of the direction of the condensing fan motor.

- Upon each compressor start up, the fan motor will reverse direction for twenty seconds, to help blow off excess dust, dirt, and debris from the condensing coil.
- A clean condensing coil can help reduce energy consumption by as much as 20%.
- Reduced compressor run times lead to not only a longer life span for the compressor but the fan motors as well.
- A clean coil also goes a long way in maintaining better product temperature.

While a Reverse Condensing Fan Motor does not replace the need for preventative maintenance, it will greatly increase the life span of your True cooler as well as help you maintain the coldest temperatures and the freshest products possible.

WHY TRUE? | MADE IN THE USA!

True is committed to producing high quality products that are manufactured in the USA. True manufactures each cabinet using an industry leading combination of high quality metals and components designed to optimize cabinet performance.





NSF RATED | FOR OPEN FOOD PRODUCT

Every True TBR bar refrigerator is ANSI/NSF 7 approved for open food storage.

WHY TRUE? | CUSTOMIZATION



permanent | protective | decorative | colorful

Accentuate your bar or café with True's offering of custom powder coat finishes and hardware options. What was once a black or stainless fixture can now become a custom focal point to your bar. Choose from a wide variety of powder coat color options as well as 4 different hardware finishes.

COLOR Contact factory for additional available colors.

White	RAL 9001 Cream	RAL 1013 Oyster White	RAL 1001 Beige	RAL 7035 Light Grey	RAL 7001 Silver Grey	RAL 7023 Concrete Grey	RAL 7024 Graphite Grey
RAL 8001 Ochre Brown	RAL 8007 Fawn Brown	RAL 3011 Brown Red	RAL 8016 Mahogany Brown	RAL 6018 Yellow Green	RAL 6013 Reed Green	RAL 6010 Grass Green	RAL 6001 Moss Green
RAL 1028 Melon Yellow	RAL 2009 Traffic Orange	RAL 3020 Traffic Red	RAL 5024 Pastel Blue	RAL 5010 GENTIAN BLUE	RAL 5009 Azure Blue	Black	Ultra Black Matte

HARDWARE Custom hardware finishes available for handles and logo.

Chrome	Gold (Polished)	Brass (Polished)	Pewter
--------	-----------------	------------------	--------



TruLumina®

TruLumina® for a True Impact

True's new line of bar equipment offers optional, 14-color TruLumina lighting. This industry leading lighting package allows bars to choose team colors or celebrate festive holidays with the click of a button, adding customization to their decor/ environment and building their brand image.



14 COLOR OPTIONS



White

Crystal

Sapphire

Arctic

Aqua

Seafoam

Green



Lemongrass

Peridot

Amber

Red

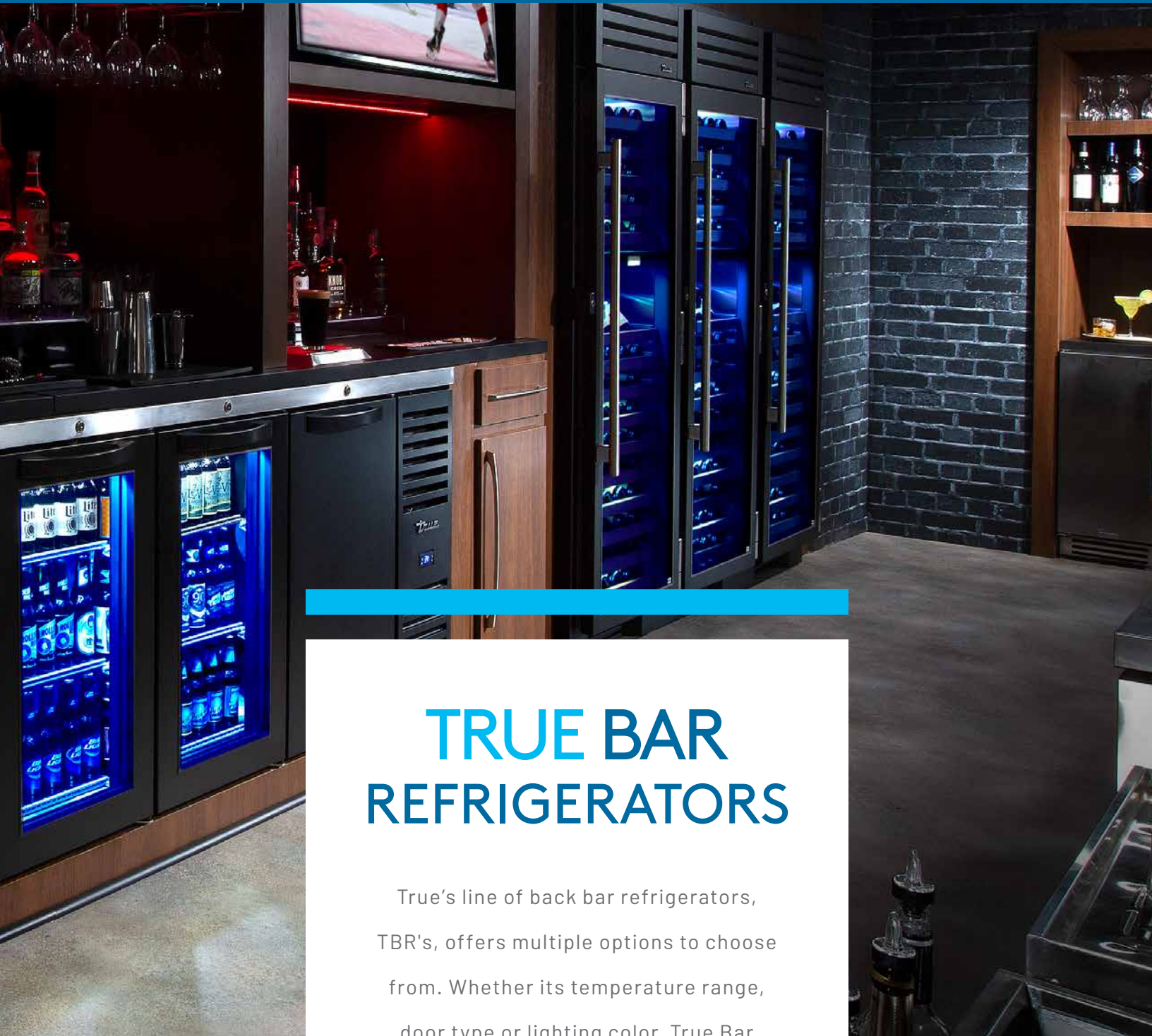
Red-Violet

Violet

Lilac



True Manufacturing | Raising the Bar



TRUE BAR REFRIGERATORS

True's line of back bar refrigerators, TBR's, offers multiple options to choose from. Whether its temperature range, door type or lighting color, True Bar Refrigerators can be customized to fit the functionality and style of your bar.

TBR | BUILD YOUR TRUE — BAR REFRIGERATOR



1

CHOOSE YOUR VOLTAGE

- 115/60 Hz
- 220-240 / 50-60 Hz



4

CHOOSE YOUR COUNTERTOP FINISH

- Stainless Steel
- Custom



2

CHOOSE YOUR TEMPERATURE

- Single Zone - 35° F (standard)
- Single Zone - 55° F (red wine)
- Single Zone - 45° F (white wine)



5

CHOOSE YOUR CABINET EXTERIOR

- Black (standard)
- Stainless Steel
- 300 Series Stainless Steel
- Custom Powder Coated Color



3

CHOOSE YOUR REFRIGERATION SYSTEM SIDE LOCATION


- Left (standard)
- Right



6

CHOOSE YOUR CABINET INTERIOR

- Stainless Steel
- Black Aluminum



7

CHOOSE YOUR BACK FINISH

- Galvanized Steel (standard)
- Stainless Steel



10

CHOOSE YOUR MOUNTING OPTIONS

- Leg Levelers (standard)
- Legs (2 options)
- Castors (5 options)



8

INTERIOR LIGHTING

- Bright White LED Lighting (standard)
- 14 Color TruLumina® LED Lighting



11

CHOOSE YOUR DOOR OPTIONS

- Black Powder-Coated Solid Door (standard)
- Stainless Steel Solid Door
- Glass Door with Black Powder-Coated Frame
- Glass Door with Stainless Steel Frame
- Left or Right Door Hinge



9

CHOOSE YOUR SHELVING

- Gray PVC Coated Wire Shelves (standard)
- Gray PVC Coated Cutout Shelves
- Black PVC Coated Wire Shelves
- Black PVC Coated Cutout Shelves

TBR | SPECIFICATIONS — REACH-IN

TBR32-RISZ1



TBR32-RISZ1-L-B-S-1

Cabinet Exterior Dimensions	W	D †	H*
	32"	24 ⁷ / ₈ "	34 ³ / ₄ "
Capacity	12oz. can	12oz. bottle	
	38 - 6-packs	21 - 6-packs	
Temperature	33°F - 38°F (.5°C - 3.3°C)		
Voltage	HP	Amps	NEMA
	1/5	1.8	5-15P
Doors	1		
Shelves	3		
Options	<ul style="list-style-type: none"> • Glass swing door • Right side compressor • Alternative temperature zones available (contact factory) • TruLumina® 14-Color LED lighting • Castors: 7/8" rollers, 2", 3", 4", 5" castors • 6" legs • 6" seismic legs 		
† Depth does not include 1 1/2" for door handles. * Height does not include 1/4" for leg levelers.			

TBR36-RISZ1



TBR36-RISZ1-L-B-S-1

Cabinet Exterior Dimensions	W	D †	H*
	36"	24 ⁷ / ₈ "	34 ³ / ₄ "
Capacity	12oz. can	12oz. bottle	
	44 - 6-packs	27 - 6-packs	
Temperature	33°F - 38°F (.5°C - 3.3°C)		
Voltage	HP	Amps	NEMA
	1/5	1.8	5-15P
Doors	1		
Shelves	3		
Options	<ul style="list-style-type: none"> • Glass swing door • Right side compressor • Alternative temperature zones available (contact factory) • TruLumina® 14-Color LED lighting • Castors: 7/8" rollers, 2", 3", 4", 5" castors • 6" legs • 6" seismic legs 		
† Depth does not include 1 1/2" for door handles. * Height does not include 1/4" for leg levelers.			

NOTE: All TBR's are available in a Stainless Steel exterior.

TBR48-RISZ1



TBR48-RISZ1-L-B-SS-1

Cabinet Exterior Dimensions	W	D †	H*
	48"	24 ⁷ / ₈ "	34 ³ / ₄ "
Capacity	12oz. can	12oz. bottle	
	76 - 6-packs	43 - 6-packs	
Temperature	33°F - 38°F (.5°C - 3.3°C)		
Voltage	HP	Amps	NEMA
	1/5	1.8	5-15P
Doors	2		
Shelves	6		
Options	<ul style="list-style-type: none"> • Glass swing doors • Glass slide doors • Right side compressor • Alternative temperature zones available (contact factory) • TruLumina® 14-Color LED lighting • Castors: 1/2" rollers, 2", 3", 4", 5" castors • 6" legs • 6" seismic legs 		
† Depth does not include 1 1/2" for door handles. * Height does not include 1/4" for leg levelers.			

TBR52-RISZ1



TBR52-RISZ1-L-B-SS-1

Cabinet Exterior Dimensions	W	D †	H*
	52"	24 ⁷ / ₈ "	34 ³ / ₄ "
Capacity	12oz. can	12oz. bottle	
	78 - 6-packs	49 - 6-packs	
Temperature	33°F - 38°F (.5°C - 3.3°C)		
Voltage	HP	Amps	NEMA
	1/5	1.8	5-15P
Doors	2		
Shelves	6		
Options	<ul style="list-style-type: none"> • Glass swing doors • Glass slide doors • Right side compressor • Alternative temperature zones available (contact factory) • TruLumina® 14-Color LED lighting • Castors: 1/2" rollers, 2", 3", 4", 5" castors • 6" legs • 6" seismic legs 		
† Depth does not include 1 1/2" for door handles. * Height does not include 1/4" for leg levelers.			



NOTE: All TBR's are available in a Stainless Steel exterior.

TBR | SPECIFICATIONS — REACH-IN

TBR60-RISZ1



TBR60-RISZ1-L-B-SS-1

Cabinet Exterior Dimensions	W	D †	H*
	60"	24 ⁷ / ₈ "	34 ³ / ₄ "
Capacity	12oz. can	12oz. bottle	
	101 - 6-packs	63 - 6-packs	
Temperature	33°F - 38°F (.5°C - 3.3°C)		
Voltage	HP	Amps	NEMA
	¼	3.2	5-15P
Doors	2		
Shelves	6		
Options	<ul style="list-style-type: none"> • Glass swing doors • Glass slide doors • Right side compressor • Alternative temperature zones available (contact factory) • TruLumina® 14-Color LED lighting • Castors: ¾" rollers, 2", 3", 4", 5" castors • 6" legs • 6" seismic legs 		
† Depth does not include 1½" for door handles. * Height does not include ¼" for leg levelers.			

TBR72-RISZ1



TBR72-RISZ1-L-B-SSS-1

Cabinet Exterior Dimensions	W	D †	H*
	72"	24 ⁷ / ₈ "	34 ³ / ₄ "
Capacity	12oz. can	12oz. bottle	
	125 - 6-packs	78 - 6-packs	
Temperature	33°F - 38°F (.5°C - 3.3°C)		
Voltage	HP	Amps	NEMA
	¼	3.2	5-15P
Doors	3		
Shelves	9		
Options	<ul style="list-style-type: none"> • Glass swing doors • Glass slide doors • Right side compressor • Alternative temperature zones available (contact factory) • TruLumina® 14-Color LED lighting • Castors: ¾" rollers, 2", 3", 4", 5" castors • 6" legs • 6" seismic legs 		
† Depth does not include 1½" for door handles. * Height does not include ¼" for leg levelers.			

NOTE: All TBR's are available in a Stainless Steel exterior.

TBR84-RISZ1



TBR84-RISZ1-L-B-SSS-1

Cabinet Exterior Dimensions	W	D †	H*
	84"	24 ⁷ / ₈ "	34 ³ / ₄ "
Capacity	12oz. can	12oz. bottle	
	164 - 6-packs	96 - 6-packs	
Temperature	33°F - 38°F (.5°C - 3.3°C)		
Voltage	HP	Amps	NEMA
	¼	3.2	5-15P
Doors	3		
Shelves	9		
Options	<ul style="list-style-type: none"> • Glass swing door • Right side compressor • Alternative temperature zones available (contact factory) • TruLumina® 14-Color LED lighting • Castors: ¾" rollers, 2", 3", 4", 5" castors • 6" legs • 6" seismic legs 		
† Depth does not include 1 ½" for door handles. * Height does not include ¼" for leg levelers.			

TBR92-RISZ1



TBR92-RISZ1-L-B-SSSS-1

Cabinet Exterior Dimensions	W	D †	H*
	92"	24 ⁷ / ₈ "	34 ³ / ₄ "
Capacity	12oz. can	12oz. bottle	
	182 - 6-packs	108 - 6-packs	
Temperature	33°F - 38°F (.5°C - 3.3°C)		
Voltage	HP	Amps	NEMA
	¼	3.2	5-15P
Doors	4		
Shelves	12		
Options	<ul style="list-style-type: none"> • Glass swing door • Right side compressor • Alternative temperature zones available (contact factory) • TruLumina® 14-Color LED lighting • Castors: ¾" rollers, 2", 3", 4", 5" castors • 6" legs • 6" seismic legs 		
† Depth does not include 1 ½" for door handles. * Height does not include ¼" for leg levelers.			



NOTE: All TBR's are available in a Stainless Steel exterior.

TBR108-RISZ1




TBR108-RISZ1-L-B-SSSS-1

Cabinet Exterior Dimensions	W	D †	H*
	108"	24 ⁷ / ₈ "	34 ³ / ₄ "
Capacity	12oz. can	12oz. bottle	
	220 - 6-packs	132 - 6-packs	
Temperature	33°F - 38°F (.5°C - 3.3°C)		
Voltage	HP	Amps	NEMA
	¼	3.2	5-15P
Doors	4		
Shelves	12		
Options	<ul style="list-style-type: none"> • Glass swing door • Right side compressor • Alternative temperature zones available (contact factory) • TruLumina® 14-Color LED lighting • Castors: 7/8" rollers, 2", 3", 4", 5" castors • 6" legs • 6" seismic legs 		
† Depth does not include 1½" for door handles. * Height does not include ¼" for leg levelers.			



NOTE: All TBR's are available in a Stainless Steel exterior.



TBR | SPECIFICATIONS — PASS-THRU

TBR36-PTSZ1



TBR36-PTSZ1-L-B-S-S-1

Cabinet Exterior Dimensions	W	D †	H*
	36"	27"	34¾"
Capacity	12oz. can	12oz. bottle	
	38 - 6-packs	25 - 6-packs	
Temperature	33°F - 38°F (.5°C - 3.3°C)		
Voltage	HP	Amps	NEMA
	½	1.8	5-15P
Doors	2		
Shelves	3		
Options	<ul style="list-style-type: none"> • Glass swing door • Right side compressor • Alternative temperature zones available (contact factory) • TruLumina® 14-Color LED lighting • Castors: ¾" rollers, 2", 3", 4", 5" castors • 6" legs • 6" seismic legs 		
† Depth does not include 1½" for door handles. * Height does not include ¼" for leg levelers.			

TBR60-PTSZ1



TBR60-PTSZ1-L-B-SS-SS-1

Cabinet Exterior Dimensions	W	D †	H*
	60"	27"	34¾"
Capacity	12oz. can	12oz. bottle	
	89 - 6-packs	57 - 6-packs	
Temperature	33°F - 38°F (.5°C - 3.3°C)		
Voltage	HP	Amps	NEMA
	¼	3.2	5-15P
Doors	4		
Shelves	6		
Options	<ul style="list-style-type: none"> • Glass swing doors • Glass slide doors • Right side compressor • Alternative temperature zones available (contact factory) • TruLumina® 14-Color LED lighting • Castors: ¾" rollers, 2", 3", 4", 5" castors • 6" legs • 6" seismic legs 		
† Depth does not include 1½" for door handles. * Height does not include ¼" for leg levelers.			

NOTE: All TBR's are available in a Stainless Steel exterior.

TBR84-PTSZ1



TBR84-PTSZ1-L-B-SSS-SSS-1

Cabinet Exterior Dimensions	W	D †	H*
	84"	27"	34¾"
Capacity	12oz. can	12oz. bottle	
	164 - 6-packs	88 - 6-packs	
Temperature	33°F - 38°F (.5°C - 3.3°C)		
Voltage	HP	Amps	NEMA
	¼	3.2	5-15P
Doors	6		
Shelves	9		
Options	<ul style="list-style-type: none"> • Glass swing door • Right side compressor • Alternative temperature zones available (contact factory) • TruLumina® 14-Color LED lighting • Castors: ¾" rollers, 2", 3", 4", 5" castors • 6" legs • 6" seismic legs 		
† Depth does not include 1½" for door handles. * Height does not include ¼" for leg levelers.			

MODEL VARIATIONS



SOLID SWING DOOR | STANDARD




GLASS SWING DOOR | OPTION

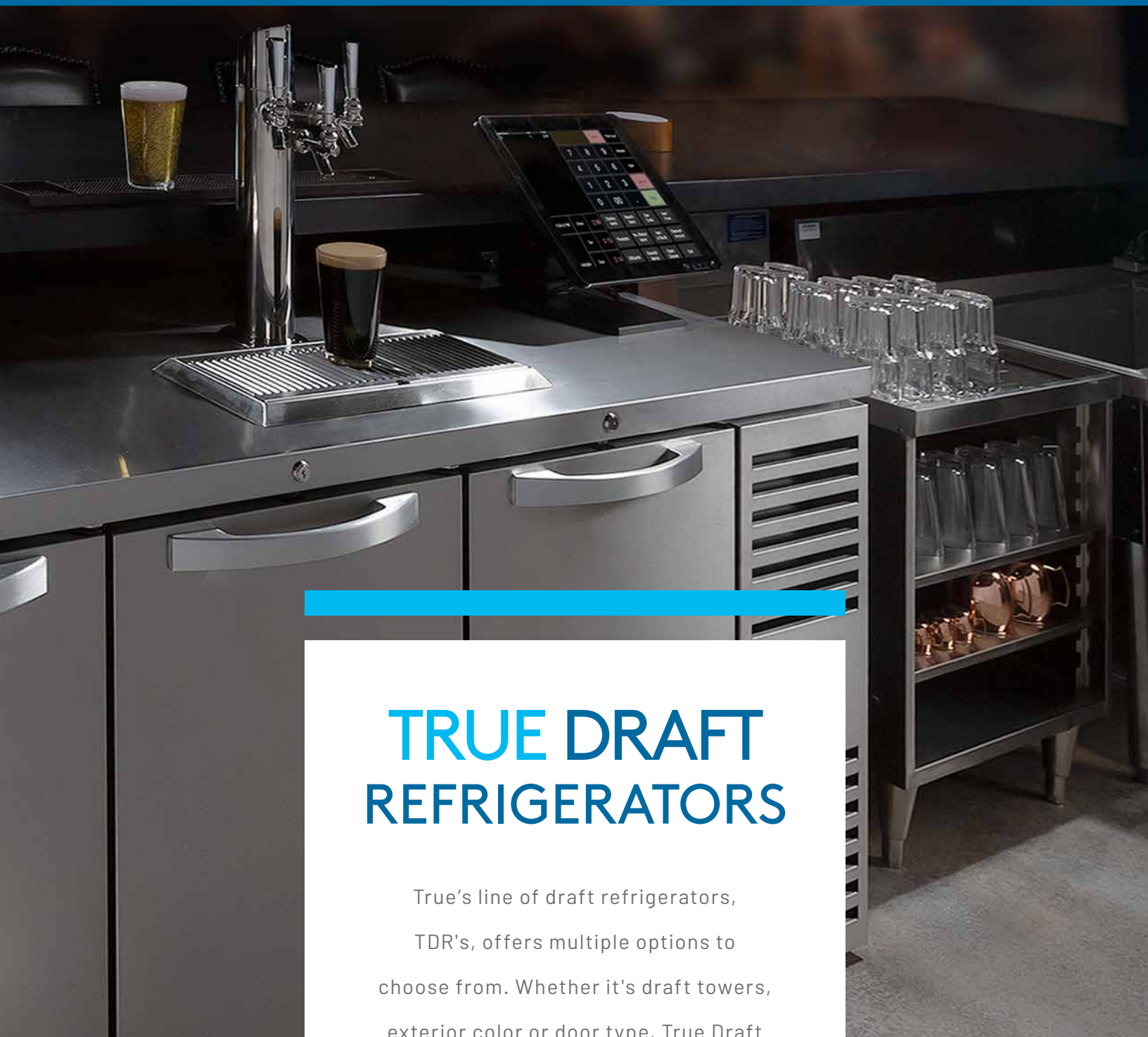


GLASS SLIDE DOOR | OPTION

NOTE: All TBR's are available in a Stainless Steel exterior.



True Manufacturing | Raising the Bar



TRUE DRAFT REFRIGERATORS

True's line of draft refrigerators, TDR's, offers multiple options to choose from. Whether it's draft towers, exterior color or door type, True Draft Refrigerators can be customized to fit the functionality and style of your bar.

TDR | BUILD YOUR TRUE — DRAFT REFRIGERATOR



1

CHOOSE YOUR VOLTAGE

- 115/60 Hz
- 220-240 / 50-60 Hz



4

CHOOSE YOUR COUNTERTOP FINISH

- Stainless Steel
- Custom



2

CHOOSE YOUR TEMPERATURE

- Single Zone - 35° F (standard)
- Single Zone - 55° F (red wine)
- Single Zone - 45° F (white wine)



5

CHOOSE YOUR CABINET EXTERIOR

- Black (standard)
- Stainless Steel
- 300 Series Stainless Steel
- Custom Powder Coated Color



3

CHOOSE YOUR REFRIGERATION SYSTEM SIDE LOCATION


- Left (standard)
- Right



6

CHOOSE YOUR CABINET INTERIOR

- Stainless Steel
- Black Aluminum



7

CHOOSE YOUR BACK FINISH

- Galvanized Steel (standard)
- Stainless Steel



8

INTERIOR LIGHTING

- Bright White LED Lighting (standard)
- 14 Color TruLumina® LED Lighting



9

CHOOSE YOUR SHELVING


- Gray PVC Coated Wire Shelves (standard)
- Gray PVC Coated Cutout Shelves
- Black PVC Coated Wire Shelves
- Black PVC Coated Cutout Shelves



10

CHOOSE YOUR MOUNTING OPTIONS

- Leg Levelers (standard)
- Legs (2 options)
- Castors (5 options)



11

CHOOSE YOUR DRAFT ARM DISPENSING KIT

- No Draft Column (standard)
- No Draft Column (pre-drilled holes)
- Draft Arm (3 options)
- T-Tower (2 options)



12

CHOOSE YOUR DOOR OPTIONS

- Black Powder-Coated Solid Door (standard)
- Stainless Steel Solid Door
- Glass Door with Black Powder-Coated Frame
- Glass Door with Stainless Steel Frame
- Left or Right Door Hinge

TDR | SPECIFICATIONS — REACH-IN

TDR32-RISZ1



TDR32-RISZ1-L-B-S-1

Cabinet Exterior Dimensions	W	D †	H*
	32"	24 ⁷ / ₈ "	34 ³ / ₄ "
Capacity	1/6 Barrels	1/2 Barrels	
	2	1	
Temperature	33°F - 38°F (.5°C - 3.3°C)		
Voltage	HP	Amps	NEMA
	1/6	1.8	5-15P
Doors	1		
Shelves	0		
Options	<ul style="list-style-type: none"> • Right side compressor • Alternative temperature zones available (contact factory) • Optional draft towers available (contact factory) • TruLumina® 14-Color LED lighting • Castors: 3/8" rollers, 2", 3", 4", 5" castors • 6" legs • 6" seismic legs 		
<p>† Depth does not include 1 1/2" for door handles. * Height does not include 15 3/4" for draft tower. Height does not include 1/4" for leg levelers.</p>			

TDR36-RISZ1



TDR36-RISZ1-L-B-S-1

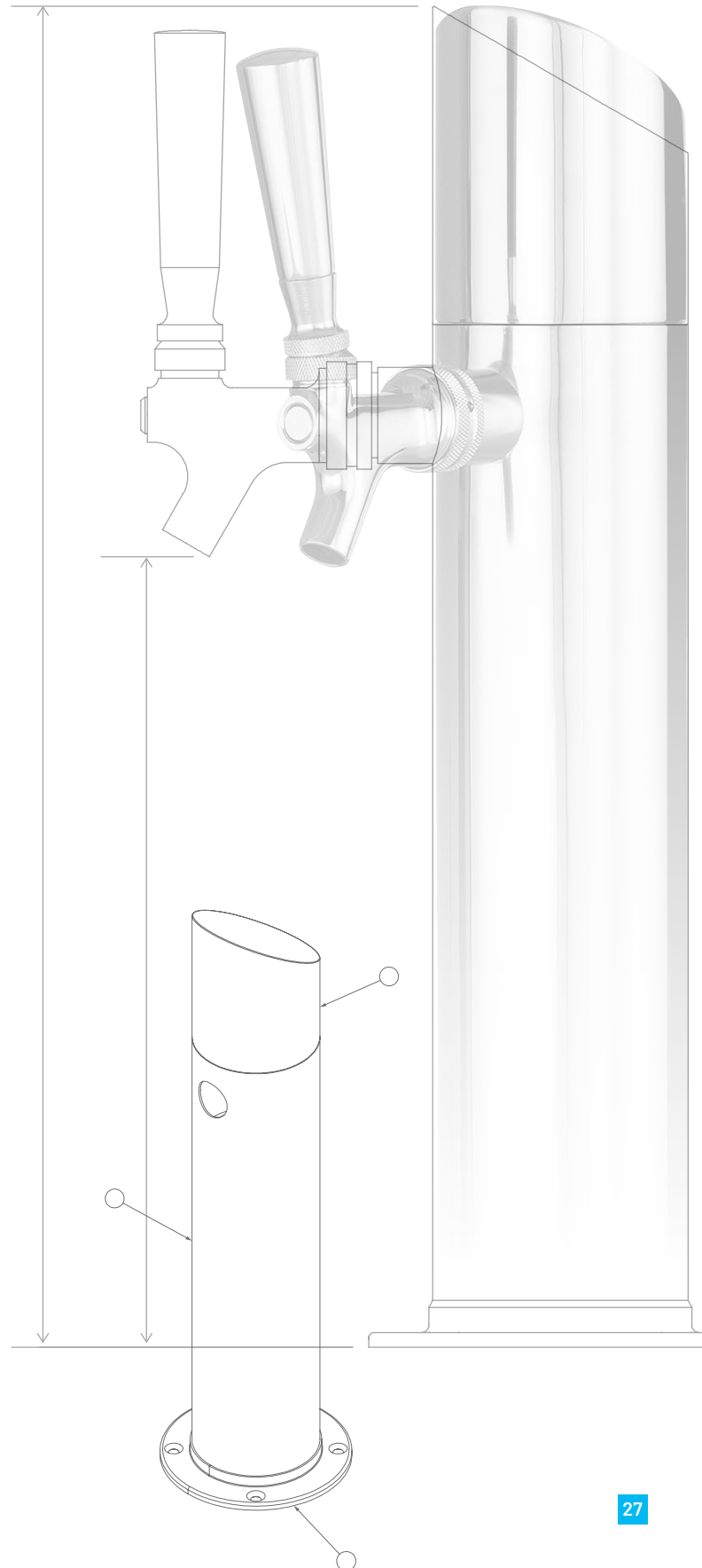
Cabinet Exterior Dimensions	W	D †	H*
	36"	24 ⁷ / ₈ "	34 ³ / ₄ "
Capacity	1/6 Barrels	1/2 Barrels	
	4	1	
Temperature	33°F - 38°F (.5°C - 3.3°C)		
Voltage	HP	Amps	NEMA
	1/6	1.8	5-15P
Doors	1		
Shelves	0		
Options	<ul style="list-style-type: none"> • Right side compressor • Alternative temperature zones available (contact factory) • Optional draft towers available (contact factory) • TruLumina® 14-Color LED lighting • Castors: 3/8" rollers, 2", 3", 4", 5" castors • 6" legs • 6" seismic legs 		
<p>† Depth does not include 1 1/2" for door handles. * Height does not include 15 3/4" for draft tower. Height does not include 1/4" for leg levelers.</p>			

TDR48-RISZ1



TDR48-RISZ1-L-B-SS-1

Cabinet Exterior Dimensions	W	D †	H*
	48"	24 ⁷ / ₈ "	34 ³ / ₄ "
Capacity	1/6 Barrels	1/2 Barrels	
	6	1	
Temperature	33°F - 38°F (.5°C - 3.3°C)		
Voltage	HP	Amps	NEMA
	1/6	1.8	5-15P
Doors	2		
Shelves	0		
Options	<ul style="list-style-type: none"> • Combo solid & glass swing doors • Right side compressor • Alternative temperature zones available (contact factory) • Optional draft towers available (contact factory) • TruLumina® 14-Color LED lighting • Castors: 3/8" rollers, 2", 3", 4", 5" castors • 6" legs • 6" seismic legs 		
<p>† Depth does not include 1 1/2" for door handles. * Height does not include 15 3/4" for draft tower. Height does not include 1/4" for leg levelers.</p>			



NOTE: All TDR's are available in a Stainless Steel exterior.

TDR | SPECIFICATIONS — REACH-IN

TDR52-RISZ1



TDR52-RISZ1-L-B-SS-1

Cabinet Exterior Dimensions	W	D †	H*
	52"	24 ⁷ / ₈ "	34 ³ / ₄ "
Capacity	1/6 Barrels		1/2 Barrels
	7		2
Temperature	33°F - 38°F (.5°C - 3.3°C)		
Voltage	HP	Amps	NEMA
	1/6	1.8	5-15P
Doors	2		
Shelves	0		
Options	<ul style="list-style-type: none"> • Combo solid & glass swing doors • Right side compressor • Alternative temperature zones available (contact factory) • Optional draft towers available (contact factory) • TruLumina® 14-Color LED lighting • Castors: 3/8" rollers, 2", 3", 4", 5" castors • 6" legs • 6" seismic legs 		
<p>† Depth does not include 1 1/2" for door handles. * Height does not include 15 3/4" for draft tower. Height does not include 1/4" for leg levelers.</p>			

TDR60-RISZ1



TDR60-RISZ1-L-B-SS-1

Cabinet Exterior Dimensions	W	D †	H*
	60"	24 ⁷ / ₈ "	34 ³ / ₄ "
Capacity	1/6 Barrels		1/2 Barrels
	8		2
Temperature	33°F - 38°F (.5°C - 3.3°C)		
Voltage	HP	Amps	NEMA
	1/4	3.2	5-15P
Doors	2		
Shelves	0		
Options	<ul style="list-style-type: none"> • Right side compressor • Alternative temperature zones available (contact factory) • Optional draft towers available (contact factory) • TruLumina® 14-Color LED lighting • Castors: 3/8" rollers, 2", 3", 4", 5" castors • 6" legs • 6" seismic legs 		
<p>† Depth does not include 1 1/2" for door handles. * Height does not include 15 3/4" for draft tower. Height does not include 1/4" for leg levelers.</p>			

TDR72-RISZ1



TDR72-RISZ1-L-B-SSS-1

Cabinet Exterior Dimensions	W	D †	H*
	72"	24 ⁷ / ₈ "	34 ³ / ₄ "
Capacity	1/6 Barrels		1/2 Barrels
	11		3
Temperature	33°F - 38°F (.5°C - 3.3°C)		
Voltage	HP	Amps	NEMA
	1/4	3.2	5-15P
Doors	3		
Shelves	0		
Options	<ul style="list-style-type: none"> • Right side compressor • Alternative temperature zones available (contact factory) • Optional draft towers available (contact factory) • TruLumina® 14-Color LED lighting • Castors: 7/8" rollers, 2", 3", 4", 5" castors • 6" legs • 6" seismic legs 		
<p>† Depth does not include 1/2" for door handles. * Height does not include 15 3/4" for draft tower. Height does not include 1/4" for leg levelers.</p>			

TDR84-RISZ1



TDR84-RISZ1-L-B-SSS-1

Cabinet Exterior Dimensions	W	D †	H*
	84"	24 ⁷ / ₈ "	34 ³ / ₄ "
Capacity	1/6 Barrels		1/2 Barrels
	14		4
Temperature	33°F - 38°F (.5°C - 3.3°C)		
Voltage	HP	Amps	NEMA
	1/4	3.2	5-15P
Doors	3		
Shelves	0		
Options	<ul style="list-style-type: none"> • Right side compressor • Alternative temperature zones available (contact factory) • Optional draft towers available (contact factory) • TruLumina® 14-Color LED lighting • Castors: 7/8" rollers, 2", 3", 4", 5" castors • 6" legs • 6" seismic legs 		
<p>† Depth does not include 1/2" for door handles. * Height does not include 15 3/4" for draft tower. Height does not include 1/4" for leg levelers.</p>			



TDR | SPECIFICATIONS — REACH-IN

TDR92-RISZ1



TDR92-RISZ1-L-B-SSSS-1

Cabinet Exterior Dimensions	W	D †	H*
	92"	24 ⁷ / ₈ "	34 ³ / ₄ "
Capacity	1/6 Barrels		1/2 Barrels
	16		4
Temperature	33°F - 38°F (.5°C - 3.3°C)		
Voltage	HP	Amps	NEMA
	1/4	3.2	5-15P
Doors	4		
Shelves	0		
Options	<ul style="list-style-type: none"> • Right side compressor • Alternative temperature zones available (contact factory) • Optional draft towers available (contact factory) • TruLumina® 14-Color LED lighting • Castors: 7/8" rollers, 2", 3", 4", 5" castors • 6" legs • 6" seismic legs 		
<p>† Depth does not include 1 1/2" for door handles. * Height does not include 15 3/4" for draft tower. Height does not include 1/4" for leg levelers.</p>			

TDR108-RISZ1



TDR108-RISZ1-L-B-SSSS-1

Cabinet Exterior Dimensions	W	D †	H*
	108"	24 ⁷ / ₈ "	34 ³ / ₄ "
Capacity	1/6 Barrels		1/2 Barrels
	19		5
Temperature	33°F - 38°F (.5°C - 3.3°C)		
Voltage	HP	Amps	NEMA
	1/4	3.2	5-15P
Doors	4		
Shelves	0		
Options	<ul style="list-style-type: none"> • Right side compressor • Alternative temperature zones available (contact factory) • Optional draft towers available (contact factory) • TruLumina® 14-Color LED lighting • Castors: 7/8" rollers, 2", 3", 4", 5" castors • 6" legs • 6" seismic legs 		
<p>† Depth does not include 1 1/2" for door handles. * Height does not include 15 3/4" for draft tower. Height does not include 1/4" for leg levelers.</p>			



TDR | SPECIFICATIONS — PASS-THRU

TDR36-PTSZ1



TDR36-PTSZ1-L-B-S-S-1

Cabinet Exterior Dimensions	W	D †	H*
	36"	24 ⁷ / ₈ "	34 ³ / ₄ "
Capacity	1/6 Barrels		1/2 Barrels
	4		1
Temperature	33°F - 38°F (.5°C - 3.3°C)		
Voltage	HP	Amps	NEMA
	1/6	1.8	5-15P
Doors	1		
Shelves	0		
Options	<ul style="list-style-type: none"> • Right side compressor • Alternative temperature zones available (contact factory) • Optional draft towers available (contact factory) • TruLumina® 14-Color LED lighting • Castors: 3/8" rollers, 2", 3", 4", 5" castors • 6" legs • 6" seismic legs 		
† Depth does not include 1 1/2" for door handles. * Height does not include 15 3/4" for draft tower. Height does not include 1/4" for leg levelers.			

TDR60-PTSZ1



TDR60-PTSZ1-L-B-SS-SS-1

Cabinet Exterior Dimensions	W	D †	H*
	60"	24 ⁷ / ₈ "	34 ³ / ₄ "
Capacity	1/6 Barrels		1/2 Barrels
	8		2
Temperature	33°F - 38°F (.5°C - 3.3°C)		
Voltage	HP	Amps	NEMA
	1/4	3.2	5-15P
Doors	2		
Shelves	0		
Options	<ul style="list-style-type: none"> • Right side compressor • Alternative temperature zones available (contact factory) • Optional draft towers available (contact factory) • TruLumina® 14-Color LED lighting • Castors: 3/8" rollers, 2", 3", 4", 5" castors • 6" legs • 6" seismic legs 		
† Depth does not include 1 1/2" for door handles. * Height does not include 15 3/4" for draft tower. Height does not include 1/4" for leg levelers.			

TDR84-PTSZ1



TDR84-PTSZ1-L-B-SSS-SSS-1

Cabinet Exterior Dimensions	W	D †	H*
	84"	24 ⁷ / ₈ "	34 ³ / ₄ "
Capacity	1/6 Barrels		1/2 Barrels
	14		4
Temperature	33°F - 38°F (.5°C - 3.3°C)		
Voltage	HP	Amps	NEMA
	1/4	3.2	5-15P
Doors	3		
Shelves	0		
Options	<ul style="list-style-type: none"> • Right side compressor • Alternative temperature zones available (contact factory) • Optional draft towers available (contact factory) • TruLumina® 14-Color LED lighting • Castors: 7/8" rollers, 2", 3", 4", 5" castors • 6" legs • 6" seismic legs 		
<p>† Depth does not include 1 1/2" for door handles. * Height does not include 15 3/4" for draft tower. Height does not include 1/4" for leg levelers.</p>			

MODEL VARIATIONS



SOLID SWING DOOR | STANDARD



COMBO SOLID & GLASS | OPTION

DRAFT COLUMNS*



SINGLE ROUND

- Beer
- Wine
- Cold Brew Coffee



DOUBLE ROUND

- Beer
- Wine
- Cold Brew Coffee



TRIPLE ROUND

- Beer



T-STYLE TRIPLE

- Beer



SINGLE NITRO

- Nitro Coffee



DOUBLE NITRO

- Nitro Coffee



NITRO/COLD BREW COMBO

- Nitro Coffee
- Cold Brew Coffee



T-STYLE QUAD

- Beer

*All draft columns come with appropriate installation hardware. See Tapping Options brochure for details.

MANIFOLDS



2-WAY MANIFOLD



3-WAY MANIFOLD



4-WAY MANIFOLD

SPILL PAN & GRATE



15" standard on cabinet. 7", 11", and 19" also available.

DRAFT COLUMN HOLE COVER



ACCESS PORTS




RATCHET LOCK



Only available for glass slide door models.

CO₂ PRESSURE REGULATOR



DRAFT DRAIN BOTTLE & HANGER/BRACKET



CASTOR & LEG OPTIONS

Standard Height	1/4" H Leg Levelers*	7/8" H Rollers	2" D Castors	3" D Castors	4" D Castors	5" D Castors	6" H Legs or Seismic Legs
34 11/16" H	34 15/16" H	34 9/16" H	37 9/16" H	38 9/16" H	39 3/4" H	40 3/4" H	40 11/16" H

* 1/4" leg levelers included standard on cabinets.

SHELVING OPTIONS



GRAY WIRE SHELVES

Black also available. Lead-time applies.



GRAY CUTOUT WIRE SHELVES

Black also available. Lead-time applies.

COMING SOON!

Wine shelves and Shelf Dividers.

True Bar Refrigeration (TBR)

	32	36	48	52	60	72	84	92	108
Sections	1	1	2	2	2	3	3	4	4
Reach-in Refrigerator Swing Door	•	•	•	•	•	•	•	•	•
Reach-in Refrigerator Slide door			•	•	•	•			
Pass-Thru Refrigerator Swing Door		•			•		•		
Pass-Thru Refrigerator Slide Door					•				

True Draft Refrigeration (TDR)

	32	36	48	52	60	72	84	92	108
Sections	1	1	2	2	2	3	3	4	4
Reach-in Refrigerator Swing Door	•	•	•	•	•	•	•	•	•
Reach-in Refrigerator Slide door			•	•	•	•			
Pass-Thru Refrigerator Swing Door		•			•		•		
Pass-Thru Refrigerator Slide Door					•				

TBR/TDR | RAISING THE BAR





True[®]
REFRIGERATION

True Manufacturing Co., Inc.

2001 East Terra Lane | O'Fallon, MO 63366-4434

t 636.240.2400 | **toll free** 800.325.6152

f 636.272.2408 | **parts fax** 636.272-9471

website truemfg.com

