

Relax and enjoy a softer lifestyle



CROWN
WATER SOFTENER

Now it's easier than ever to have soft water in your home.



Its advanced design and unique features make Crown the smallest, most effective, most reliable, and best-designed water softener in the world.

- No electrics
- No user controls
- No heavy sacks of salt

Unique twin cylinder design

While Crown uses ultra-fine resin beads to speed up the regeneration cycle, its dual cylinder design cuts wastage and maintenance costs. Beads in one cylinder can self-regenerate using soft water from the other, keeping valves free of lime scale damage, while the online cylinder keeps up the continuous household supply.



Advanced automatic metering

It doesn't matter how much your water consumption varies, your Crown unit won't need adjusting – even if you go on holiday. That's because the water flow is accurately measured automatically, so only the right amount of salt is used at any time.

Superior salt loading

Crown uses a purpose-designed block salt which comes in an easily handled size that's more convenient to load and store. When the block needs replacing, the unit's special sliding lid gives extra easy access.

No more damage to pipes and appliances caused by lime scale

Water softeners work by removing excess minerals from your hard water supply with a special ionising process that uses pure salt water – no chemical additives are involved. With one simple, hassle-free installation you can enjoy a constant stream of naturally softened water that makes a brilliant difference all around your home.

Examples of bad scale



Making soft water simpler

The Silent Performer

So economical – but so effective!

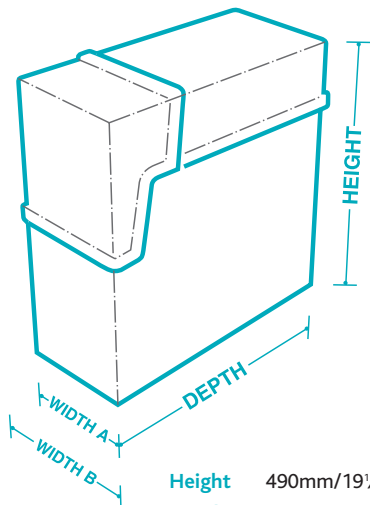
Although the Crown water softener is very compact, its clever side-valve design allows for maximum softening capacity. So for a system that takes up little space, works unobtrusively, needs no mains electricity supply and virtually looks after itself - it's quite a performer!

- Non-electric
- Lower heating bills
- Sparkling clean taps and sinks
- Softer clothes
- More bubbles for a beautiful bathing experience

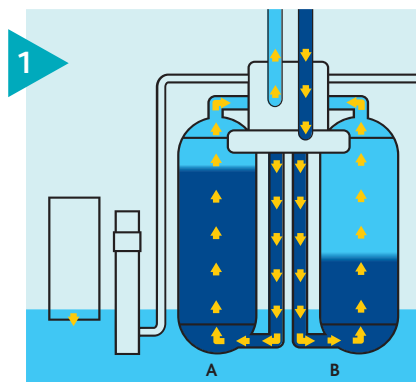


Regeneration Cycle

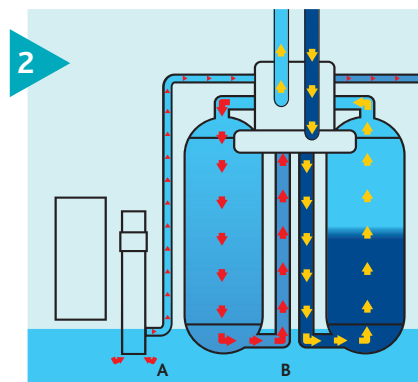
This simplified cut-away diagram shows how Crown's unique twin cylinder duplex parallel design works. You never have to wait, the softener never has to stop, you always have soft water – exactly when you want it. British designed, built, tested and approved – quite simply, light years ahead of everyone else!



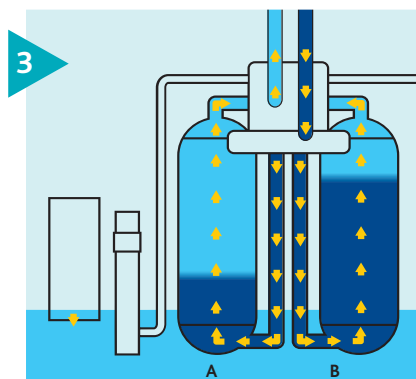
- Height** 490mm/19¹/₄"
- Depth** 460mm/18¹/₄"
- Width A** 212mm/8¹/₂"
(without connections)
- Width B** 267mm/10¹/₂"
(with connections)



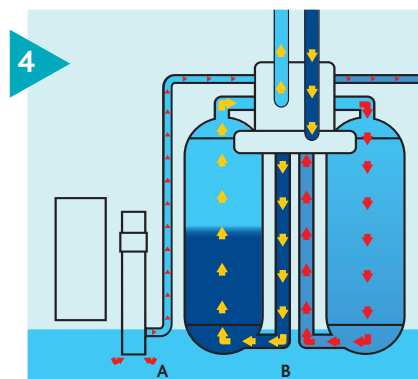
During normal service, both cylinders A and B supply softened water



When cylinder A nears exhaustion, it stops to regenerate, whilst cylinder B continues in service.



After regeneration, both cylinders A and B continue to give service.



Until cylinder B needs to stop to regenerate, cylinder A continues to provide water to service.



For your free home survey
please call now



“The Crown uses about half the salt a colleague of mine uses in a metered single tank softener, which means this is very economical. Cannot recommend this unit enough...”

“It doesn’t require an electrical supply and there’s no complicated control panel – you just put the salt in and that’s it. No more limescale – fantastic!”