


*HANCOCK COUNTY
SHERIFF'S OFFICE*



*2009
ANNUAL REPORT*

200 West Crawford Street

Findlay, Ohio 45840

www.hancocksheriff.org

**A Message From:
Michael E. Heldman
Hancock County Sheriff**



Dear Citizens of Hancock County:

The past year has been a very difficult one for our office. Starting in March, 2009 the office was asked to look at reducing our budget for the 2010 fiscal year by 15-25%. We complied with this request, and kept our employees informed of the possibility of reduced staffing.

As the year progressed, the financial outlook bounced back and forth, eventually landing on 10% cuts. As about 90% of our expenditures go towards salaries and benefits, we had to look at laying off employees, which we did on December 12, 2009.

Due to adjustments in revenues, and all county departments tightening their belts, the year end found the county in a little better financial shape than expected, allowing us to call back some of our employees. We are still short 3 positions from the layoffs, but were able to retain enough employees to keep operations level. In 2001-2002 the office had a staff of 96. Today we are running with a staff of 80.

Even though we didn't have to lay off as many as we feared, the yearlong uncertainty has taken its toll on the staff. Tensions frequently ran high, but all employees continued to do their jobs and serve the public to the best of their abilities.

Hopefully 2010 will be a better year. No matter what the financial situation, the Hancock County Sheriff's Office will continue to do the best job we can to serve and protect the citizens of this county.

We have reduced the size of the Annual Report to conserve paper and ink. As always, if you have any questions concerning our report, our operations or safety issues, please do not hesitate to contact our office.

Sincerely,

A handwritten signature in cursive script that reads "Michael E. Heldman".

Michael E. Heldman, Sheriff

Table of Contents


Introductory Message.....	2
Table of Contents.....	3
Mission Statement & Guiding Principles.....	4
Agency Demographics.....	5
Organizational Chart.....	6
2009 Employee Awards.....	7,8
Enforcement-Road Patrol.....	9
Enforcement-Investigations.....	10
Enforcement-Special Units.....	11
Transport Warrant and Civil Unit.....	12
Corrections.....	13
Special Units—Volunteer Organizations.....	14
Statistical Data.....	15-26

Mission Statement

The mission of the Hancock County Sheriff's Office is to provide professional services which ensure the safety and security of our citizens, maintain human rights, protect property, and preserve life, by adhering to a philosophy that allows law enforcement and community residents to work together to prevent and solve crime.


Our Guiding Principles

- We are committed to maintaining human rights, the protection of property and the preservation of life.*
- We are committed to professionalism and excellence.*
- We will ensure the safety and security of our citizens.*



Hancock County Sheriff's Office

Agency Demographics



Sheriff Michael E. Heldman
 Captain Roger Treece
 Jail Administrator Lt. Ryan Kidwell



The Sheriff's Office laid off 7 employees in early December 2009, but were able to call back 4 positions by mid January, 2010. The Office employs 80 persons after recall of the laid off employees. Of those, 31 are sworn officers and 49 are civilian officers. The office employs 54 males and 26 females. The Sheriff's Office is comprised of several units, which include:

Sheriff		1
Captain		1
Enforcement	Road Patrol	19
	School Resource	1
	Detective Unit	3
	Communications	7
	Transport /Warrant	6
	Support Staff	2
Corrections	Corrections Staff	35
	Support Staff	2
R.O.C.	Director	0
	Support Staff	3

Staffing Comparison

<u>Year</u>	<u>2009</u>	<u>2007</u>	<u>2002</u>	<u>1997</u>
Enforcement	43	47	52	44
Corrections	37	39	41	41
ROC	0	3	2	0
Total Employees	80	89	95	85

We added several employees between 1997 and 2002, increasing our force to keep up with the growing demands of the growth in population and business in Hancock County. In December 2002, we lost 7 employees to the financial crisis. In 2008, we lost 4 employees to the hiring freeze and 2 more to layoffs. In 2009, we lost 3 more positions due to layoffs. There are no immediate plans to replace any of these employees. The increasing demands of the growth in the area and the ever increasing state mandated services make it very challenging for the Office to keep providing the level of service the citizens of Hancock County are used to and deserve.



Hancock County Sheriff's Office
2009 Employee Awards



Peer Nominated Awards

Above & Beyond Award

Matt James
Tina Driftmyer

110% Award

Joe Hartman
Becky Smith

Corrections Officer of the Year

Rick Stratton

Deputy Sheriff of the Year

Mike Cortez

Years of Service:

35 years	Roger Treece
30 years	Tina Driftmyer
20 years	Mike McGuire
15 years	Deb Love
	Mike Cortez
10 years	Nicole Smith
	Tim Myers
5 years	Mike DeVore
	Rodney Griffin
	Tami House
	Renee Smith
	Joe Hartman
	Mary Lammers

Each year, all employees are asked for nominations for Correction Officer of the Year, Enforcement Officer of the Year, Above and Beyond Award and the 110% Award. When all nominations are in, votes are tabulated and those with the most votes are recognized for their contributions to the office. As we did not have an awards banquet in 2009, all award recipients were taken to lunch by the Sheriff and his staff.

No Sick Leave Used

Matt Brunswick
Bill Gilley
Rodney Griffin
Shane Heckman
Matt Kinsinger
Doug McCartney
Mark A. Price
Fred Smith
Barry Turner

Driving Awards


5 years Mike DeVore
Rodney Griffin

 *
 * Congratulations to all award winners. Your dedication to the Sheriff's Office is very much appreci-
 * ated. Without our employees, we could not "get the job done".
 *
 *

Enforcement—Road Patrol

The Hancock County Road Patrol is responsible for patrolling the roads for traffic control, handling accidents, and responding to any calls for service received by the dispatch center. They are the main point of contact for the Sheriff's Office with the public.

The Sheriff's Office made 151 arrests in 2009, towed 87 vehicles and answered 258 alarm calls. They drove a total of 559,097 miles, using 35,338 gallons of gasoline. Total fuel costs were \$72,077, averaging \$2.04 per gallon.



Deputies wrote up 4,013 incident reports, handled 903 accidents, and issued 1,391 citations with a total of 1,655 violations. Of the accidents, 4 were fatal accidents, 23 were alcohol related, and there were 298 accidents involving deer.

Communications is a vital part of the Road Patrol. Dispatchers received 79,993 calls during 2009. These calls involve complaints, accidents, weather questions, and many other general inquiries. Dispatchers must filter these calls to determine if action is needed, then convey the information to the proper personnel within the office to be followed up on.

*For complete statistical information,
please see the Statistical Section starting on page 15.*

Sheriff's Office Contract Activity

The Sheriff's Office contracts for patrol services with the Hancock County Park District, the Village of Arlington and the Village of Van Buren. These contracts were temporarily suspended from December, 2009 to early 2010 due to layoffs. Fortunately, we were able to call back enough employees to reinstate these contracts. Below is a summary of activity for these contracts for 2009:


Park District	2,174 hours patrol 29 incidents were recorded and 13 citations issued
Arlington	852 hours patrol 73 incidents were recorded, 7 crashes occurred and 26 citations issued 25 papers were served Walkthroughs conducted—9 school, 7 bank and 151 business Attended 6 meetings
Van Buren	186 hours patrol 10 incidents were recorded, 3 crashes occurred and 4 citations issued Walkthroughs conducted—15 school, 38 business and 10 bar Attended 2 meetings

Enforcement-Special Units

K-9 Units


Our K-9 units remain active and train regularly. Our K-9 units are Becky and handler Deputy Fred Smith and Kevin and handler Deputy Tom Miller.

On Sunday, May 3, 2009, Deputy Fred Smith and K-9 Becky assisted troopers with the Findlay Ohio State Patrol Post with a narcotics search on I-75 near the rest area. K-9 Becky alerted on the vehicle and a search revealed more than 1,152 Oxycontin tablets. The suspect was traveling from Detroit to Huntington, WV to sell the drugs. The tablets have an estimated street value of \$86,000.



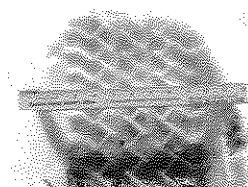
Detective Unit

The Detective unit consists of a sergeant and two detectives, one of which is assigned to the METRICH Task Force. The Detective unit was assigned 121 cases in 2009 and cleared 85, while making 61 arrests. The unit is also responsible for juvenile assault and abuse cases as well as all cases which require more in depth investigation than is provided by the road patrol.



Left: Testing for marijuana, confiscated drug items

Right: Measuring a tire print in the snow.



Zero Tolerance Task Force

The Fostoria—Tri County Zero Tolerance Task Force went into operations on April 1, 2006. The Task Force was funded through a grant from the Fostoria Community Foundation. When the grant expired, the task force continued on. After losing two out of three of the counties involved in the operation, the task force disbanded on November 30, 2009. The ZTTF wrote 30 incident reports and made 25 criminal arrests in 2009. There were 25 drug offenses, 1 weapons offense and 18 vehicle related charges filed. The task force also made 512 traffic stops and issued 504 warnings. The traffic stops also resulted in 50 traffic arrests.

The purpose of the formation of the task force was to be more of a presence and reduce the skyrocketing crime in the Fostoria area that resulted from reduction in force of the Fostoria Police Department. With the activities of the task force combined with gradual build up in the Police Department, there is no longer as great a need for this type of organization. The venture was very successful in accomplishing its goals.

Transport Warrant & Civil Division



Transport / Warrant Unit

The Transport/Warrant unit is responsible for transporting prisoners to and from court, other facilities, and medical appointments. T/W also provides courthouse security for all county courts. Warrant tracking is also a function of this office, as is Sex Offender Registration, Concealed Carry Weapon licensing and civilian and juvenile fingerprinting.

Transport/Warrant had 1,519 transports for 2009, travelling 35,681 miles over 2,058 hours. T/W personnel spent 3,157 hours providing court security, including Common Pleas, Juvenile, Findlay Municipal Court, and the in-house courtroom for arraignments. This total also includes 2,345 hours at the West Entrance of the Courthouse.

There were 337 Sex Offender registrations, including 74 Sexually Oriented Offenders, 121 Habitual Offenders and 142 Sexual Predators. There were also 12 juvenile offenders registered with this office in 2009. The Sheriff's Office issued 492 CCW (Concealed Carry Weapon) permits and performed fingerprints on 113 civilians and 69 juveniles sent from Juvenile Court.

There were 1,115 criminal warrants and 217 civil warrants entered into the system in 2009. The Sheriff's Office served 719 criminal warrants and 94 civil warrants.



Civil Division

The Civil Division is responsible for processing all paperwork related to civil and criminal court papers, including Sheriff's Sales.

The office received 2,755 civil papers to process, and 2,243 were served. There were 151 CPO's (Civil Protection Orders) issued by the court and served through the Sheriff's Office

In 2009, the office received 461 Orders of Sale for sale of real property. There were 363 appraisals performed and 282 made it through to sale without being withdrawn. There were no Orders of Execution (sale of property, i.e.: automobiles, boats, house trailers, etc.) that were taken to sale in 2009.

Corrections

The Hancock County Jail opened in 1989 and houses 98 inmates. In 2009, the jail booked 2,606 inmates and released 2,594. The highest daily population was 116 and the lowest daily population was 73. The Average Daily Population for 2009 was 94. There were 93 days when the population exceeded the maximum 98 beds.

The jail housed 2,041 males and 564 females. Of the inmates, 525 were incarcerated on felony charges, while 2,005 were misdemeanors. The average length of stay for prisoners was 17 days. The jail served 101,159 meals to prisoners in 2009 for a total cost of \$125,637.

Many services are provided in the jail. They include mental health counseling, Alcoholics Anonymous, GED and literacy classes, parenting classes, money management, art programs and domestic violence classes for both males and females. Mental health services included Alcohol/Drug Interdiction for 227 males and 87 females. 982 inmates were referred to one-on-one counseling, and 11 were referred to off-site counseling.

The jail also houses a library. Books are provided by the Findlay-Hancock County Public Library and inmates are allowed to visit the library regularly. Inmates made 2,287 visits and the library issued 3,369 books during the year. Bibles were also issued, 374 for 2009.

Religious services are also available at the jail. 1,356 inmates attended church services; 182 males and 198 females attended Bible study.

Extensive medical services are provided by our on-site medical personnel. Inmates are also transported to and from doctor visits outside of the facility. Medications are prescribed and provided for inmates as needed. There were 855 prescriptions filled, including 408 psychotropic prescriptions filled. The average number of inmates receiving psychotropic meds was 25 per month. Psychotropic drugs are prescribed for various mental health issues.

The inmate worker program, which allows inmates to help non-profit and government entities with physical work, remains active. In 2009, inmates worked 1,170 details outside of the facility, with 507 males and 117 females participating. They also completed 262 car washes for the Sheriff's Office cruisers.

For more detailed statistics on the jail population (ex: age, race, etc.), please see the Statistical Section starting on page 15.

Hancock County Sheriff's Office

Special Units—Volunteer Organizations

Special Deputy Organization

The Special Deputy Organization is comprised of citizens who are trained to assist law enforcement agencies. This organization is responsible for security at the county schools' football and basketball games and the Hancock County Fair. These individuals logged 3,275.75 volunteer hours, including 1,021.25 hours at the Hancock County Fair, 210 hours at football games and 450 hours at basketball games.

They also provide services for a variety of other special events around the county each year, including the Spring and Fall Craft Shows held at the fairgrounds. Other details included the Flag City Multi-sport Event and various parades and traffic details

Posse

The Posse is a unit of the Special Deputy Organization and is utilized in parades and at the fair. The unit is also available for special duties which might arise where crowd control is an issue. Each certified posse member has had to undergo rigid training with their horse and pass tests to determine that they and their mount are qualified to handle themselves in stressful situations. These volunteers provide their own gear and mount, and participate in all training on their own time and money.

Underwater Search & Recovery Team

This unit is specially trained in underwater search and recovery, and has been utilized many times to search the reservoir, the Blanchard River, and area ponds and streams when the need arises. There are approximately 18 members on the team, including divers, boat crew, boat captain and the land crew.

Bike Patrol

The Bike Patrol increased its ranks to 11 officers - 4 from the Special Deputy Organization and 7 Sheriff's Office employees. We hope to add more trained members each year. The members provide services in areas where cruisers cannot be utilized. They are also utilized for special events such as parades, 5k runs, and the Balloon Fest. This unit must go through training to learn how to handle their bicycles in all kinds of terrain and situations. They are certified at the end of their training

Hancock County Sheriff's Office
2009 Statistics
Enforcement Statistics

Category	Jan	Feb	Mar	Apr	May	Jun	Jul	Aug	Sep	Oct	Nov	Dec	Total
Total Calls for Service	118	129	161	152	162	178	194	173	186	172	141	107	1873

Category	Jan	Feb	Mar	Apr	May	Jun	Jul	Aug	Sep	Oct	Nov	Dec	Total
Arrests	8	7	5	4	12	9	8	3	4	2	0	6	68
Complaint	3	1	3	1	4	2	6	4	6	1	3	7	41
Crime in Progress	1	0	0	0	0	0	0	0	1	0	0	1	3
Warrant	5	0	7	5	1	1	2	1	2	0	2	1	27
Court Summons / Citation	0	0	0	0	0	0	0	0	0	0	0	0	0
Order of Protection	0	2	1	4	0	0	3	0	0	0	2	0	12
Other	17	10	16	14	17	12	19	8	13	3	7	15	151

Category	Jan	Feb	Mar	Apr	May	Jun	Jul	Aug	Sep	Oct	Nov	Dec	Total
Criminal Investigations	7	14	12	10	6	14	12	7	12	7	8	12	121
Assigned Cases	7	10	11	7	4	8	9	7	4	5	7	6	85
Cleared Cases	5	7	10	10	7	7	3	3	2	1	4	2	61

Category	Jan	Feb	Mar	Apr	May	Jun	Jul	Aug	Sep	Oct	Nov	Dec	Total
Metric - Hancock County	6	14	20	8	7	14	16	5	3	5	10	9	117
# of Defendants	8	12	18	5	4	16	18	5	2	9	12	5	114
New Cases	2	3	4	1	0	2	0	0	17	3	0	0	32
Closed Cases	18	6	10	8	3	3	6	8	4	6	8	7	87

Category	Jan	Feb	Mar	Apr	May	Jun	Jul	Aug	Sep	Oct	Nov	Dec	Total
Towed Vehicles	10	14	6	6	10	9	6	9	5	4	2	8	89
Alarm Calls	4	13	4	10	7	9	12	6	8	7	8	5	93
Business	6	2	6	4	3	0	8	4	1	2	5	1	42
Residential	3	3	2	9	2	4	3	2	3	1	1	1	34
Schools	23	32	18	29	22	22	29	21	17	14	16	15	258
Other County Offices													
Total Alarm Calls													

Category	Jan	Feb	Mar	Apr	May	Jun	Jul	Aug	Sep	Oct	Nov	Dec	Total
Alarm \$ Billed	\$ 250.00	\$ -	\$ -	\$ 150.00	\$ 200.00	\$ 250.00	\$ -	\$ 50.00	\$ 550.00	\$ 150.00	\$ -	\$ -	\$ 1,600.00
Alarm \$ Received	\$ 300.00	\$ 150.00	\$ -	\$ 150.00	\$ 150.00	\$ 200.00	\$ 100.00	\$ 50.00	\$ 550.00	\$ 150.00	\$ -	\$ -	\$ 1,800.00

Category	Jan	Feb	Mar	Apr	May	Jun	Jul	Aug	Sep	Oct	Nov	Dec	Total
Patrol Car Stats	42,396	45,923	51,449	51,083	52,706	43,466	48,824	49,993	46,815	46,082	39,350	41,000	559,097
Miles Driven	3,014.9	3,118.5	3,274.3	3,099.0	3,111.6	2,654.4	2,960.4	3,104.1	2,937.6	2,815.3	2,556.7	2,691.6	35,338.4
Gallons of Gas	14.06	14.73	15.71	16.48	16.94	16.38	16.49	16.11	15.94	16.37	15.39	15.23	15.82
MPG	\$ 4,811.69	\$ 5,463.28	\$ 5,695.47	\$ 5,508.85	\$ 6,191.49	\$ 6,178.53	\$ 6,235.32	\$ 6,937.42	\$ 6,427.15	\$ 6,332.26	\$ 6,047.26	\$ 6,248.22	\$ 72,076.94
Total \$ Purchased	\$ 1,596	\$ 1,752	\$ 1,739	\$ 1,778	\$ 1,990	\$ 2,328	\$ 2,106	\$ 2,235	\$ 2,188	\$ 2,249	\$ 2,365	\$ 2,321	\$ 2,040
Price per Gallon													

Hancock County Sheriff's Office
2009 Statistics
Enforcement - Incident Reports

Township & Village Incident Reports	Jan	Feb	Mar	Apr	May	Jun	Jul	Aug	Sep	Oct	Nov	Dec	Total
Allen	18	24	29	27	29	24	25	29	32	14	15	17	283
Mortimer	0	0	2	1	0	0	1	1	0	1	0	1	7
Van Buren	3	3	2	2	3	1	5	2	3	0	2	0	26
Amanda	2	6	8	5	3	2	5	7	2	3	3	3	49
Vanlue	3	3	6	4	1	3	5	3	1	5	3	4	41
Biglick	12	9	11	8	3	5	11	6	9	7	6	8	95
West Independence	0	0	0	0	0	0	0	0	0	0	0	0	0
Blanchard	7	5	5	4	9	8	9	5	7	4	7	4	74
Benton Ridge	4	4	3	3	1	1	5	1	9	2	2	5	43
Cass	17	5	8	9	6	11	7	10	9	12	14	4	112
Delaware	15	12	11	7	9	10	9	8	11	14	10	8	124
Mt. Blanchard	7	7	9	3	4	4	11	10	1	7	11	7	81
Eagle	6	5	14	10	11	5	8	10	10	6	6	5	96
Findlay	18	17	26	13	18	19	20	16	30	15	23	16	231
Jackson	11	10	12	17	4	8	6	11	12	7	14	3	115
Houcktown	1	1	1	0	1	0	0	0	1	0	0	0	5
Liberty	60	60	83	81	75	89	83	94	82	88	83	53	931
Madison	8	9	9	12	7	10	11	8	11	5	16	3	109
Arlington	12	14	7	14	18	24	17	27	25	8	15	7	188
Williamstown	1	1	0	1	1	0	0	0	3	1	0	0	8
Marion	29	24	25	27	19	33	21	17	20	17	18	19	269
Orange	10	11	12	6	13	4	8	17	9	8	6	5	109
Pleasant	11	6	7	6	6	10	10	7	6	14	7	5	95
McComb	0	5	3	5	6	4	5	6	5	6	4	1	50
Shawtown	0	0	0	1	0	0	0	0	0	0	0	0	1
Portage	8	6	1	2	3	2	5	4	5	1	4	1	42
Union	11	5	10	12	13	6	7	10	14	6	9	5	108
Mt. Cory	2	0	3	4	1	3	2	5	1	2	4	5	32
Rawson	6	6	2	3	1	6	13	7	5	9	6	5	69
Van Buren	4	2	2	7	9	2	6	7	4	2	4	3	52
Jenera	0	3	5	1	7	1	0	0	6	0	3	0	26
New Stark	0	0	0	0	0	0	0	0	0	0	0	0	0
Washington	20	8	12	14	15	12	7	10	8	16	8	9	139
Arcadia	10	7	10	5	7	9	5	5	10	6	3	2	79
Other	21	27	25	25	33	40	34	40	16	27	17	19	324
Totals	337	305	363	339	336	356	361	383	367	313	326	227	4013

**Hancock County Sheriff's Office
2009 Statistics
Enforcement - Accident Reports**

Category	Jan	Feb	Mar	Apr	May	Jun	Jul	Aug	Sep	Oct	Nov	Dec	Total
Property Damage	105	53	50	47	60	39	40	46	42	83	93	96	754
Fatal Accidents	0	0	2	0	0	0	0	0	1	0	0	1	4
Injuries	11	6	8	7	12	8	13	23	5	10	6	13	122
Total Accidents	116	59	60	54	72	47	53	69	48	93	99	110	880

# of Fatalities	0	0	2	0	0	0	0	0	1	0	0	1	4
Speed Related	16	16	6	4	7	6	13	10	8	9	6	10	111
Deer crashes (included in above totals)	18	23	19	17	26	15	13	5	13	49	63	37	298

Alcohol Related	2	1	2	2	0	3	2	2	2	2	2	0	23
Average BAC Test	0.11%	0.18%	0.14%	0.13%	0.17%	0.15%	0.15%	0.12%	0.14%	0.19%	0.10%	0.19%	0.148%
BAC Test Refusals	5	5	10	5	4	5	5	8	4	4	3	3	61

Township & Village

Allen	7	5	6	5	5	2	1	5	6	4	8	5	59
Mortimer	0	0	0	0	0	0	0	0	0	0	0	0	0
Van Buren	0	2	0	0	3	0	0	0	0	1	0	1	7
Amanda	4	3	3	2	1	4	6	3	2	1	2	1	32
Vanlue	1	0	0	0	0	0	0	0	0	1	0	0	2
Biglick	3	1	2	7	3	2	2	3	3	2	4	3	35
West Independence	0	0	0	0	0	0	0	0	0	0	0	0	0
Blanchard	6	4	5	2	3	2	2	1	5	5	3	7	45
Benton Ridge	0	0	0	0	0	0	0	0	0	0	0	1	1
Cass	2	0	1	2	3	1	2	6	2	5	4	5	33
Delaware	5	2	3	3	4	1	1	0	1	4	3	7	34
Mt. Blanchard	1	0	1	1	0	0	0	1	1	0	0	0	4
Eagle	4	3	5	4	5	5	4	2	3	2	8	8	53
Findlay	0	0	0	0	0	1	0	0	1	0	0	0	2
Jackson	5	7	6	1	4	3	3	5	5	7	9	5	60
Houcktown	0	0	0	0	0	0	0	0	0	0	0	0	0
Liberty	24	10	10	9	19	9	11	16	10	13	23	21	175
Madison	3	2	2	0	4	1	0	2	0	6	2	5	29
Arlington	3	2	0	0	3	0	3	3	0	0	2	0	16
Williamstown	0	0	0	0	0	0	0	0	0	0	0	0	0
Marion	19	5	5	10	5	8	11	12	11	14	11	14	125
Orange	1	2	0	0	1	0	0	1	0	3	1	1	11
Pleasant	10	3	1	0	0	2	2	2	0	6	6	4	36
McComb	0	1	2	1	1	1	1	2	0	0	0	0	9
Shawtown	0	0	0	0	0	0	0	0	0	0	0	0	0
Portage	4	2	1	1	0	0	2	1	0	3	5	7	26
Union	4	3	1	0	4	1	1	1	1	7	2	4	29
Mt. Cory	1	0	1	1	0	1	0	0	0	0	1	0	5
Rawson	0	0	0	0	0	1	1	0	0	0	0	1	3
Van Buren	2	1	2	1	1	0	2	1	0	1	4	3	18
Jenera	0	0	0	0	0	0	0	0	0	0	0	0	0
New Stark	0	0	0	0	0	0	0	0	0	0	0	0	0
Washington	6	1	0	4	4	2	1	3	0	6	5	7	39
Arcadia	1	0	4	0	0	0	0	0	0	4	1	0	10
Other	1	0	1	0	0	1	1	0	0	1	0	0	5
Totals	118	60	62	54	73	49	57	69	51	96	104	110	903

**Hancock County Sheriff's Office
2009 Statistics
Enforcement - Citations**

Category	Jan	Feb	Mar	Apr	May	Jun	Jul	Aug	Sep	Oct	Nov	Dec	Total
Violation Summary													
Speed	16	36	85	79	124	69	78	100	65	44	34	34	764
Seat Belts	1	5	2	2	3	2	1	4	2	2	0	2	26
Child Restraints	0	0	0	1	0	0	1	0	1	0	0	0	3
OMVI	11	17	27	9	13	10	13	28	12	10	6	7	163
License Violations	10	9	19	12	16	15	17	20	14	5	16	11	164
Intersection Violations	4	7	10	10	19	7	4	6	4	3	15	2	91
Other Moving	47	34	38	20	19	18	18	23	25	10	21	36	309
Non-moving	10	20	16	13	12	6	10	12	10	11	7	8	135
Total Violations	99	128	197	146	206	127	142	193	133	85	99	100	1655

**Citation Summary
Township & Village**

Allen	4	3	7	4	13	4	6	9	9	2	10	0	71
Mortimer	0	0	0	0	0	0	0	0	0	0	0	0	0
Van Buren	1	3	1	0	4	1	1	0	1	0	0	0	12
Amanda	2	0	1	1	2	5	5	2	4	1	6	1	30
Vanlue	0	0	1	0	0	0	0	0	0	0	0	0	1
Biglick	3	6	8	3	15	6	12	4	8	3	2	3	73
West Independence	0	0	0	0	0	0	0	0	0	0	0	0	0
Blanchard	3	6	14	15	16	9	5	1	11	4	4	5	93
Benton Ridge	0	0	0	0	0	0	0	1	0	0	0	1	2
Cass	1	3	3	12	6	2	3	10	6	12	11	6	75
Delaware	4	0	2	2	1	1	0	6	0	1	0	4	21
Mt. Blanchard	2	1	0	1	1	1	1	0	0	0	1	0	6
Eagle	1	0	9	4	15	8	2	5	5	4	4	7	66
Findlay	21	25	14	8	9	10	14	14	10	4	17	12	158
Jackson	4	6	11	5	11	5	8	7	10	8	6	3	84
Houcktown	0	0	0	0	0	0	0	0	0	0	0	0	0
Liberty	15	15	27	17	20	13	10	24	8	14	7	11	181
Madison	2	1	1	6	18	1	3	2	1	2	1	2	40
Arlington	3	4	1	7	6	1	5	6	2	0	1	0	36
Williamstown	0	0	0	0	0	0	0	0	0	0	0	0	0
Marion	5	5	16	25	14	21	18	23	19	11	10	11	178
Orange	1	4	5	6	4	5	4	6	2	4	0	1	42
Pleasant	2	5	2	0	1	2	1	3	1	2	1	3	23
McComb	0	2	0	0	1	0	1	0	0	0	0	0	4
Shawtown	0	0	0	0	0	0	0	0	0	0	0	0	0
Portage	1	4	8	3	8	2	3	5	3	2	2	3	44
Union	1	0	4	1	8	3	4	1	1	6	3	4	36
Mt. Cory	1	0	1	0	1	1	0	0	0	1	0	0	5
Rawson	1	0	0	0	2	0	0	0	0	0	0	0	3
Van Buren	1	0	1	0	2	1	3	5	0	1	0	2	16
Jenera	0	0	2	0	0	0	0	0	0	0	0	0	2
New Stark	0	0	0	0	0	0	0	0	0	0	0	0	0
Washington	5	4	8	7	15	5	7	5	5	1	2	6	70
Arcadia	1	0	2	0	0	2	0	1	0	0	1	0	7
Other	3	3	1	0	0	0	1	2	0	1	0	1	12
Total Citations	88	100	150	127	192	108	118	142	106	85	89	86	1391

Hancock County Sheriff's Office
2009 Statistics
Communications

Category	Jan	Feb	Mar	Apr	May	Jun	Jul	Aug	Sep	Oct	Nov	Dec	Total
<u>Emergency Calls</u>													
911 Calls Received	215	224	251	365	213	273	450	872	766	719	673	672	5693
2424	4405	3624	3901	3582	3970	3921	4395	3760	3731	3805	3589	3612	46295
2425	2540	2187	2358	1856	817	588	715	584	553	569	485	434	13686
2426	2552	2191	2362	1856	912	832	917	845	689	523	379	261	14319
Total Emergency	9712	8226	8872	7659	5912	5614	6477	6061	5739	5616	5126	4979	79993
<u>Administrative</u>													
7097 - Main line	2216	1807	2025	1845	1807	1859	2070	1942	1885	2024	1598	1278	22356
7098 - Rollover line	693	694	615	639	606	655	692	610	561	483	445	437	7130
All Transport Warrant	1823	1768	1748	1779	1623	1468	1702	1576	1585	1536	1344	1242	19194
7239 - Civil Process	584	511	523	436	489	676	740	554	525	661	601	580	6880
7251 - Records	683	623	667	662	728	739	908	682	757	743	647	595	8434
Total Administrative	5999	5403	5578	5361	5253	5397	6112	5364	5313	5447	4635	4132	63994
<u>Corrections</u>													
7202 - Main Line	3107	2948	3116	2519	2744	2889	3535	3173	3063	3009	2802	2783	35688
7203 - Rollover Line	3143	2709	2779	2384	2390	2487	2940	2773	2983	2529	2412	2456	31985
Total Corrections	6250	5657	5895	4903	5134	5376	6475	5946	6046	5538	5214	5239	67673
Total Calls for Agency	21961	19286	20345	17923	16299	16387	19064	17371	17098	16601	14975	14350	211660

**Hancock County Sheriff's Office
2009 Statistics
Transport Warrant & Civil Unit**

Category	Jan	Feb	Mar	Apr	May	Jun	Jul	Aug	Sep	Oct	Nov	Dec	Total
Transports													
Total Transports	114	121	121	145	113	115	142	132	126	157	123	110	1519
Adult Transports	30	32	31	34	30	27	41	30	40	33	61	8	477
Inmates Transported	36	42	41	46	47	36	40	44	42	72	111	100	657
Juvenile Transports	9	7	21	28	18	11	18	13	20	20	12	10	180
Juveniles Transported	10	11	31	36	32	20	23	18	18	29	12	10	250
Fees for Juvenile Transports	\$ 536.50	\$ 390.50	\$ 1,358.50	\$ 1,563.00	\$ 1,617.50	\$ 710.00	\$ 9,585.00	\$ 813.00	\$ 747.50	\$ 1,885.50	\$ 732.00	\$ 610.00	\$ 20,549.00
Hours to Transport	108.75	237.75	371.5	148.5	223.25	115.25	144	125	115.75	163.5	126.25	178.5	2058
# of Extrajudgments	0	0	0	0	0	1	0	0	0	0	0	1	2
Total Miles to Transport	2635	2846	2640	3439	3444	2380	3444	2437	2946	3212	2351	3907	35681

Courthouse Security (Hours)

HCPC	54.50	51.00	61.75	68.00	63.75	48.00	74.25	55.25	54.00	47.25	39.75	25.00	642.50
BMV/ROC/SCEA	1.00	0.00	0.50	0.50	0.50	0.00	1.50	0.00	0.00	0.00	0.00	0.00	4.00
Juvenile	4.75	8.50	8.25	10.75	7.50	11.00	10.75	9.75	10.75	7.75	5.00	12.50	107.25
FMC	2.00	0.25	3.50	0.75	1.00	3.00	1.75	3.00	1.25	0.75	3.00	2.75	23.00
West Entrance	207.00	177.00	213.50	214.75	147.50	232.25	210.00	208.50	179.50	191.50	163.50	199.50	2344.50
In House Court	2.00	2.00	1.25	1.75	0.00	0.50	1.50	2.50	1.75	2.00	2.50	17.50	35.25
Total Security Hours	271.25	238.75	288.75	296.5	220.25	294.75	299.75	279	247.25	249.25	213.75	257.25	3156.5

West Entrance Traffic

n/a	n/a	n/a	n/a	n/a	n/a	n/a	n/a	n/a	n/a	n/a	6845	5832	12677
-----	-----	-----	-----	-----	-----	-----	-----	-----	-----	-----	------	------	-------

Sex Offender Registration

Sexually Oriented	3	3	9	8	5	6	5	9	7	5	7	7	74
Habitual Offender	17	8	8	4	10	12	12	7	10	8	12	13	121
Sexual Predator	14	6	15	10	13	8	14	13	16	16	3	14	142
Total SORN Registrations	34	17	32	22	28	26	31	29	33	29	22	34	337

Juvenile Offenders

1	2	0	0	0	3	0	2	2	0	2	0	0	12
---	---	---	---	---	---	---	---	---	---	---	---	---	----

Hancock County Sheriff's Office
2009 Statistics
Transport Warrant & Civil Unit

Category	Jan	Feb	Mar	Apr	May	Jun	Jul	Aug	Sep	Oct	Nov	Dec	Total
CCW Permits Issued	71	44	74	60	37	33	25	34	23	28	43	20	492

Civilian Fingerprints

Webcheck	1	0	1	2	3	0	5	1	2	1	5	2	23
Manual	5	4	8	10	5	9	15	5	5	9	8	7	90
Total Civilian Fingerprints	6	4	9	12	8	9	20	6	7	10	13	9	113

Juvenile Fingerprints

	9	3	6	8	5	8	7	3	3	3	9	5	69
--	---	---	---	---	---	---	---	---	---	---	---	---	----

Sheriff's Sales

Sales Received	40	29	29	42	35	52	49	38	46	38	54	9	461
Appraisals	23	28	23	18	29	50	46	24	34	43	40	5	363
Sales Withdrawn	9	9	24	16	7	15	13	22	15	18	12	13	173
Properties Sold	16	12	21	11	13	26	25	34	29	25	21	49	282

Civil Process

Execution Sales	0	0	0	0	0	0	0	0	0	0	0	0	0
Civil Papers Received	257	237	272	267	188	216	211	203	218	254	183	249	2755
Civil Papers Served	237	194	219	236	162	178	153	155	167	172	139	231	2243
CPO's Served	5	4	11	15	10	19	8	16	26	9	13	15	151

Warrants

Criminal Warrants Entered	154	53	81	75	70	86	106	110	80	109	78	113	1115
Criminal Warrants Served	71	66	72	63	70	50	68	70	37	43	36	73	719
Civil Warrants Entered	26	20	21	16	20	26	18	13	18	17	12	10	217
Civil Warrants Served	7	5	18	8	6	10	6	4	7	6	6	11	94

Hancock County Sheriff's Office
2009 Statistics
Corrections - Population

Category	Jan	Feb	Mar	Apr	May	Jun	Jul	Aug	Sep	Oct	Nov	Dec	Total
# of Prisoners Booked	229	204	248	184	220	202	242	232	231	191	239	184	2,606
# of Prisoners Released	204	216	254	183	209	199	240	240	222	204	216	207	2,594

Fed'l Contracted Prisoners Held	0	0	0	0	0	0	0	0	0	0	0	0	0
Contracted Prisoners Held (Excluding Findlay Police Dept.)	1	1	1	2	4	4	8	0	0	0	0	0	21

Highest Population	101	107	105	109	97	95	109	103	106	108	112	116	116
Lowest Population	75	86	78	77	73	77	83	85	88	85	86	84	73
Average Daily Population	92	95	94	90	86	86	94	94	98	91	102	102	94
# of days Exceeded (98) Population	4	8	6	3	0	0	5	7	12	5	22	21	93

Gender	Jan	Feb	Mar	Apr	May	Jun	Jul	Aug	Sep	Oct	Nov	Dec	Total
Male	177	161	185	146	168	153	186	180	182	152	202	149	2,041
Female	52	42	63	38	52	49	56	52	49	39	37	35	564
Total	229	203	248	184	220	202	242	232	231	191	239	184	2,605

Felons	35	41	36	37	33	35	32	40	31	29	27	49	425
Male	10	7	8	7	9	8	9	9	8	14	4	7	100
Female	45	48	44	44	42	43	41	49	39	43	31	56	525

Misdemeanors	133	116	144	106	132	117	146	139	147	120	167	99	1,566
Male	44	35	55	27	36	36	39	39	41	26	34	27	439
Female	177	151	199	133	168	153	185	178	188	146	201	126	2,005

Length of Stay	180	90	180	90	160	25	365	175	30	20	251	177	
Highest	2	2	3	3	3	1	2	3	3	2	2	5	
Lowest	22	11	21	13	12	5	62	13	9	3	22	11	
Average	51	58	65	43	39	34	37	51	47	37	51	22	535
DWI/OMVI	0	180	0	0	5	0	10	30	80	30	0	45	
Highest	0	0	0	0	5	0	2	0	3	0	0	9	
Lowest	0	7	0	0	0	0	0	0	3	1	0	3	
Average	0	1	0	0	3	0	3	4	9	1	4	4	29
DUS	15	0	0	60	14	10	120	90	0	30	15	28	
Highest	10	0	4	0	4	0	5	16	0	5	5	0	
Lowest	0	0	0	2	1	0	8	4	0	2	1	0	
Average	18	8	20	1	17	15	16	14	18	9	19	11	166
Domestic Violence													

Hancock County Sheriff's Office
2009 Statistics
Corrections - Population

Category	Jan	Feb	Mar	Apr	May	Jun	Jul	Aug	Sep	Oct	Nov	Dec	Total
Age Groups													
Under 20	41	24	37	27	41	31	27	42	32	20	38	30	390
21 - 24	47	34	53	43	39	42	58	50	46	45	55	49	561
25 - 29	48	35	48	38	45	44	50	44	52	31	41	29	505
30 - 39	52	60	59	46	54	45	55	53	51	50	55	40	620
40 - Over	41	50	51	30	41	40	52	43	50	45	50	36	529
Race													
White	178	174	191	138	161	141	170	168	167	145	178	137	1,948
Black	33	15	30	27	40	35	40	33	24	29	36	25	367
Hispanic	15	12	25	18	19	20	30	28	38	16	24	19	264
Asian	2	0	2	1	0	2	1	2	2	0	1	2	15
American Indian	1	2	0	0	0	1	0	0	0	0	0	0	4
Iranian	0	0	0	0	0	3	1	1	0	1	0	1	7
Marital Status													
Married	47	39	51	29	45	36	37	48	45	34	36	37	484
Single	152	132	162	128	149	143	173	148	164	133	170	127	1,781
Divorced	30	32	35	26	24	21	29	34	21	22	32	19	325
Widowed	0	0	0	1	2	2	3	2	1	2	1	1	15
Offenses													
Violent	12	5	13	10	4	13	11	12	13	13	8	3	117
Property	11	10	10	10	17	19	17	18	20	7	19	24	182
Drug	23	25	25	22	31	31	41	28	18	25	36	35	340
Alcohol	71	72	74	55	56	55	54	73	62	52	65	33	722
Fines & Costs	4	8	1	3	0	6	3	3	5	4	3	2	42
Public Order Offenses	5	0	2	1	5	4	6	2	1	1	5	1	33
Traffic	32	26	43	26	26	34	35	36	37	29	37	26	387
Parole	1	2	0	1	1	1	1	2	1	1	1	0	12
Child Support	9	9	10	9	11	4	14	6	6	9	7	6	100
Miscellaneous	46	46	51	35	47	26	49	37	41	45	39	41	503
Total Number of Recidivisms	10	6	9	2	4	0	8	4	7	7	2	3	62
Meal Service													
# of Prisoner Meals Served	7,663	7,912	9,603	7,539	7,097	8,656	7,736	7,880	10,113	7,810	8,325	10,825	101,159

Hancock County Sheriff's Office
2009 Statistics
Corrections - Program Participation

Category	Jan	Feb	Mar	Apr	May	Jun	Jul	Aug	Sep	Oct	Nov	Dec	Total
Medical													
Receiving Screens	181	190	219	174	177	188	220	218	198	178	220	166	2,329
Medical Requests	102	82	82	87	49	55	104	67	82	78	83	104	975
Phone Calls to Doctor	6	8	9	5	6	10	9	7	11	10	11	7	102
Office Transports (TW)	10	22	6	13	17	16	21	12	6	11	14	16	164
Prison / Jail Transports	10	24	12	11	15	9	23	11	7	6	11	18	85
# Seen by Facility Doctor	76	66	83	82	66	68	105	62	48	73	58	65	852
# Seen by Facility Nurse	57	59	65	49	51	54	64	79	88	71	83	85	805
# Seen by Officer	12	32	33	38	23	18	33	34	46	47	26	24	366
Responded to Accidents	7	2	1	3	2	3	2	0	0	2	2	1	24
Number of TB Tests	36	20	33	25	16	34	35	29	30	31	38	35	362
TB Tested Positive	0	0	0	0	0	0	0	0	0	0	0	0	0
Daily Count Diabetics	37	7	37	41	39	16	50	30	79	54	34	52	315
Number of Lab Tests	4	1	7	5	2	1	6	4	2	6	2	2	42
Mental Health Requests	31	34	26	23	20	39	52	45	43	48	37	40	438
Prescriber Called	3	4	11	3	7	8	9	10	12	11	5	4	87
# of Prescriptions Filled	73	66	72	80	75	77	88	63	59	55	77	70	855
# of Psychotropic Prescriptions Filled	32	25	44	47	39	26	41	29	30	28	25	42	408
Avg# Inmates Receiving Psychotropic Meds	31	30	29	24	21	25	23	23	25	24	23	27	25
# Inmates on Special Diets	56	16	42	87	57	41	54	57	97	74	49	65	695
# Off-Site Long Term Mental Health Trtmt	0	0	0	1	1	1	1	2	1	1	1	1	10
(Northcoast Behavioral Center - Toledo)													
# Off-Site Medical Care	3	2	0	3	2	4	9	4	1	2	4	6	40
(ER, Doctor's Office, Dentist)													

Inmate Worker Program													
# of Male Prisoners	44	41	43	43	44	29	45	51	39	50	46	32	507
# of Female Prisoners	14	5	4	10	20	12	12	3	6	12	9	10	117
# of Outside Work Details	85	84	84	84	114	122	136	130	107	108	57	59	1,170
# of Car Washes/Waxes Completed	14	13	21	39	19	43	17	26	20	9	32	9	262

Hancock County Sheriff's Office
2009 Statistics
Corrections - Program Participation

Category	Jan	Feb	Mar	Apr	May	Jun	Jul	Aug	Sep	Oct	Nov	Dec	Total
Mental Health													
Alcohol/Drug Interdiction - Male	28	52	47	18	20	14	2	0	1	2	17	26	227
Alcohol/Drug Interdiction - Female	14	15	12	9	19	3	5	4	4	2	0	0	87
Emotions Management	0	0	0	0	0	0	0	0	0	0	0	0	0
# Referred for One on One Counseling	83	81	82	84	78	84	95	92	88	57	73	85	982
Off-Site Mental Health Counseling	0	0	6	1	1	1	0	0	0	2	0	0	11

General													
Alcoholics Anonymous	83	65	46	49	52	42	68	75	47	55	45	28	655
GED	4	20	8	15	2	7	5	2	20	20	8	11	122
Literacy	0	0	0	0	0	0	0	0	0	0	0	0	0
Parenting Classes	0	0	0	0	0	0	0	0	0	0	0	0	0
Coaching Clinic (started 6-1-09)	0	0	0	0	0	0	0	0	0	0	0	0	0
Money Management Class	0	0	0	0	0	20	53	51	52	65	74	28	343
Art Program	0	0	0	0	0	0	0	0	0	0	0	0	0
Domestic Violence Class (Males)	2	2	5	5	5	4	4	1	5	2	3	0	38
Domestic Violence Class (Females)	0	0	0	0	0	0	0	0	0	0	0	0	0

Library													
Number of Visits	176	186	174	224	166	147	213	184	219	179	215	204	2,287
Number of Books Issued	266	238	286	283	196	239	301	279	354	276	313	338	3,369
Number of Bibles Issued	18	15	18	40	44	12	27	28	29	58	56	29	374
Number of Games Issued	0	0	0	0	0	0	0	0	0	0	0	0	0

Religious													
Bible Study (Males)	35	20	15	18	19	19	8	6	12	6	3	21	182
Bible Study (Females)	10	4	12	5	29	19	23	24	24	12	9	27	198
Protestant Church Services	93	71	131	117	97	116	131	130	116	87	150	117	1,356
Catholic Church Services	0	0	0	0	0	0	0	0	0	0	0	0	0

**Hancock County Sheriff's Office
2009 Statistics
Miscellaneous Administrative Statistics**

Category	Jan	Feb	Mar	Apr	May	Jun	Jul	Aug	Sep	Oct	Nov	Dec	Total
Records													
Reports Processed	689	343	262	305	542	366	344	451	395	276	655	413	5,041
Public Record Requests	442	235	547	172	269	196	257	392	294	117	83	122	3,126
Local Background Checks	31	43	35	46	46	53	26	25	45	32	35	32	449

General Fund Expenditures													
General Office	\$ 70,577.28	\$ 35,593.71	\$ 34,645.57	\$ 43,612.14	\$ 45,856.50	\$ 33,190.32	\$ 33,455.46	\$ 34,181.95	\$ 38,648.50	\$ 58,325.02	\$ 30,549.54	\$ 36,865.65	\$ 495,501.64
Enforcement	\$ 201,167.10	\$ 160,567.86	\$ 159,628.97	\$ 173,270.28	\$ 222,419.01	\$ 168,794.62	\$ 168,030.33	\$ 166,937.52	\$ 193,082.95	\$ 222,854.82	\$ 123,884.84	\$ 163,383.62	\$ 2,124,021.72
Transport Warrant	\$ 28,650.79	\$ 35,097.56	\$ 35,000.31	\$ 37,699.18	\$ 52,168.71	\$ 36,576.65	\$ 36,937.07	\$ 36,207.42	\$ 36,100.76	\$ 49,127.47	\$ 27,831.66	\$ 33,411.26	\$ 444,808.84
Total Enforcement	\$ 300,395.17	\$ 231,259.13	\$ 229,274.85	\$ 254,591.60	\$ 320,444.22	\$ 238,561.59	\$ 238,422.86	\$ 237,326.89	\$ 267,832.21	\$ 330,307.31	\$ 182,265.84	\$ 233,660.53	\$ 3,064,332.20
Corrections	\$ 169,000.42	\$ 197,987.76	\$ 192,569.28	\$ 205,354.65	\$ 278,813.32	\$ 194,930.88	\$ 188,435.58	\$ 191,970.28	\$ 194,843.90	\$ 292,350.05	\$ 171,851.75	\$ 174,656.78	\$ 2,452,764.65
ROC	\$ -	\$ 2,370.00	\$ 35.00	\$ -	\$ (175.50)	\$ 690.00	\$ -	\$ -	\$ 25.00	\$ -	\$ -	\$ -	\$ 2,944.50
Total Gen'l Fund Expenditures	\$ 469,395.59	\$ 431,616.89	\$ 421,879.13	\$ 459,936.25	\$ 599,082.04	\$ 434,182.47	\$ 426,868.44	\$ 429,297.17	\$ 462,701.11	\$ 622,657.36	\$ 354,117.59	\$ 408,317.31	\$ 5,520,041.35

General Fund Receipts													
Fees & Fines Collected	\$ 6,014.48	\$ 4,920.41	\$ 11,046.91	\$ 11,882.96	\$ 10,873.26	\$ 11,193.17	\$ 8,423.53	\$ 11,350.79	\$ 18,602.66	\$ 12,277.36	\$ 17,519.19	\$ 14,079.56	\$ 138,184.28
Security Contracts - General Fund	\$ 4,028.15	\$ 3,833.49	\$ 2,852.55	\$ 4,434.33	\$ 4,434.33	\$ 2,661.16	\$ 2,966.11	\$ 3,974.78	\$ 1,576.36	\$ 3,949.36	\$ 1,533.98	\$ 2,737.43	\$ 39,207.01
Prisoner Housing	\$ 48,812.98	\$ 54,661.69	\$ 53,931.89	\$ 53,048.56	\$ 59,456.13	\$ 96,890.47	\$ 425.00	\$ 45,094.80	\$ 165.00	\$ 109,469.24	\$ 110,872.57	\$ -	\$ 632,828.33
Resident Housing	\$ 340.00	\$ 855.00	\$ 481.00	\$ 316.00	\$ 380.00	\$ 505.00	\$ 570.50	\$ 315.00	\$ 304.50	\$ 475.00	\$ 191.00	\$ 400.00	\$ 5,133.00
Other	\$ 6,082.61	\$ 6,563.42	\$ 19,877.72	\$ 9,508.71	\$ 4,596.35	\$ 17,126.43	\$ 5,381.77	\$ 14,339.70	\$ 21,563.87	\$ 10,078.85	\$ 7,474.05	\$ 13,605.02	\$ 136,211.50
Total to General Fund Receipts	\$ 65,288.22	\$ 70,834.01	\$ 88,190.07	\$ 79,415.54	\$ 79,740.07	\$ 128,376.23	\$ 17,766.91	\$ 75,075.07	\$ 42,212.39	\$ 136,249.81	\$ 137,590.79	\$ 30,825.01	\$ 951,554.12

Grant Funds Received	\$ 1,711.95	\$ 6,000.00	\$ 8,785.06	\$ 9,913.98	\$ 2,311.02	\$ 1,914.96	\$ 53,222.50	\$ 10,525.88	\$ 2,650.35	\$ 6,123.71	\$ 3,381.84	\$ 8,810.08	\$ 115,351.33
Security Contracts - Special Fund	\$ 10,297.29	\$ -	\$ 28,184.80	\$ 5,388.73	\$ 22,934.20	\$ 5,424.00	\$ 6,793.45	\$ 5,407.05	\$ 40,330.78	\$ 6,780.00	\$ 5,424.00	\$ 6,737.63	\$ 143,701.93

Special Fund Receipts	\$ 46,496.33	\$ 8,966.33	\$ 11,706.01	\$ 10,190.56	\$ 7,238.38	\$ 8,824.96	\$ 9,644.57	\$ 12,502.69	\$ 7,716.30	\$ 7,568.09	\$ 10,049.95	\$ 8,313.40	\$ 149,217.57
Total Receipts into Sheriff's Office	\$ 123,793.79	\$ 85,800.34	\$ 136,865.94	\$ 104,908.81	\$ 112,223.67	\$ 144,540.15	\$ 87,427.43	\$ 103,510.69	\$ 92,909.82	\$ 156,721.61	\$ 156,446.58	\$ 54,685.12	\$ 1,359,834.95