

HANCOCK COUNTY SHERIFF'S OFFICE

*A COMMUNITY ORIENTED
POLICING AGENCY*



2014 ANNUAL REPORT

200 West Crawford Street

Findlay, Ohio 45840

www.hancocksheriff.org



*Hancock County
Sheriff's Office
Honor Guard*



Table of Contents

Introductory Message.....	4
Mission Statement & Guiding Principles.....	5
Sheriff's Office K-9 Units.....	6-8
Enforcement.....	9-11
Corrections.....	12-14
Transport Warrant	15
Civil Process, Support Staff.....	16
Special Units—Volunteer Organizations.....	17-18
2014 Employee Awards.....	19-21
Financial Data.....	22-23
Organizational Structure.....	24
Statistical Data.....	Statistics Appendix



A Message From Michael E. Heldman Hancock County Sheriff



Dear Citizens of Hancock County:

As yet another year passes, we pause to reflect on the many changes that have occurred in the past several years. The world is changing rapidly, and we must be prepared for how that affects our community.

We continue to strive to keep up with current technology. We must make adjustments in our focus for training to be prepared for any emergency. And we continue to make safety of the citizens in our community our top priority. All of this while meeting the continued increase in demands put upon us by state and federal law changes.

We greatly appreciate our community support. Hancock County is a wonderful place to live and work, and we will continue to do our best to see that it stays that way.

In this year's Annual Report, we want to highlight our K-9 units. They are a great addition to our office and we are very proud of their accomplishments.

Thank you for your continued support and we look forward to serving you in 2015.

Sincerely,

A handwritten signature in black ink that reads "Michael E. Heldman".

Michael E. Heldman, Sheriff



Mission Statement

The mission of the Hancock County Sheriff's Office is to provide professional services which ensure the safety and security of our citizens, maintain human rights, protect property, and preserve life, by adhering to a philosophy that allows law enforcement and community residents to work together to prevent and solve crime.

Our Guiding Principles

- We are committed to maintaining human rights, the protection of property and the preservation of life.*
- We are committed to professionalism and excellence.*
- We will ensure the safety and security of our citizens.*



Hancock County Sheriff's Office K-9 Units

Hancock County Sheriff's Office K-9 Handlers Through the Years

- K-9 Duke Dep. Dean Cupples
- K-9 Todd Dep. Rick Romick
- K-9 Ben Dep. Jack Woodward
- K-9 Jory Sgt. Chuck Insley
- K-9 Yale Sgt. Dave Beach
- K-9 John Henry Dep. Brian Williams
- K-9 Bo Sgt. Bill Gilley
- K-9 Max Dep. Fred Smith
- K-9 Becky Dep. Fred Smith
- K-9 Caikli Dep. Ron Digby
- K-9 Kevin Dep. Tom Miller
- K-9 Sonny Dep. Tom Miller

Coming in 2015:

- K-9 Charlie Dep. Matt Brunswick

Police Service Dog Becky began her career in October 2005. She received her training at Lynnwoods Kennels in Fremont, Ohio. She graduated her training with certifications through the North American Police Work Dog Association and the Ohio Peace Officer Training Commission. After completing her six week canine course, she started her career serving the Hancock County Sheriff's Office. During her career she was utilized to assist numerous agencies throughout Northwest Ohio. Aside from the Sheriff's Office, she assisted the Findlay PD, Fostoria PD, McComb PD, Bluffton PD, Tiffin PD, Upper Sandusky PD, Leipsic PD, Rossford PD, Perrysburg Township PD, Wood County SO, Wyandot County SO, Ohio State Highway Patrol (Findlay, Lima and Bowling Green Posts), Ohio Bureau of Criminal Investigations, and the Federal Bureau of Investigation, Lima Office. Becky was used over 600 times to assist in recovering numerous illegal narcotics with a street value of \$3,639,850. Becky ended her career in January 2014 after the discovery of a large tumor on her stomach. The tumor ruptured and Becky had to be euthanized. Below is a summary of K-9 Becky's Seizure Totals.



Usages

- Over 600
- Marijuana
259,650 grams or 572 lbs
- Cocaine
1,417 grams
- Heroin
1,240 grams
- Prescription Medication
19,207 Pills
- Ecstasy
327 Tablets
- Mushrooms
20 grams
- Khat
5 grams

Drug Paraphernalia

- 82 Items
- US Currency
\$133,560
- Firearms
7 Guns
- Stolen Property/Other
Fraudulent Checks (2 Cases)
Fraudulent Credit Cards (22)
Fraudulent Prescriptions
Theft Ring (4 States)
Human Trafficking
Street Value of Drugs
\$3,639,850



K-9 Becky & Deputy Fred Smith



K-9 Kevin & Deputy Tom Miller




In 2008, K9 Kevin had been turned over to Deputy Miller and completed the schooling with Deputy Thomas Miller in the spring of 2009. Kevin, a Belgium Malinois, originated from Berlin Germany. Kevin was a Dual purpose K9 for apprehension and narcotics work. Kevin started his career with a few speed bumps, however. Kevin was passed on by another handler in 2008 and during the 2009 school, Kevin sustained a spinal stinger and was partially paralyzed and had to overcome the nerve damage through the summer of 2009.

Throughout his career, Kevin had helped seize almost \$2 million street value narcotics, and assisted in apprehending numerous suspects. Kevin's narcotics career was plentiful assisting numerous local agencies, with the State Highway Patrol, Wood County, Hardin County and others further away from our area reaching Toledo and Lima. Kevin had broken a record Prescription pill record in 2012 with just under 4,000 prescription pills seized on one traffic stop, along with numerous other prescription pill seizures. In 2010, Kevin indicated on a vehicle that later was found to have 96 pounds of marijuana located inside the tires of that vehicle. Another large marijuana seizure of 25 pounds located at UPS store in Findlay. One of his largest was 1.6 million dollars worth of BLACK TAR HEROIN located on a Semi that was stopped by the State Patrol on I-75. Kevin had also assisted in numerous other stops with smaller seizures with numerous Findlay Police Department searches and findings of narcotics present.

Kevin also assisted in area searches, tracking, and bite work. In 2009, Kevin had just completed his schooling and located a subject with a gun for Fostoria Police Department. He had also located a subject that had broken into several residences and was hiding in a vehicle at a residence near Ada after a long track through a small residential area, roughly a mile in length. Kevin had several other tracks including his largest being a stolen vehicle/pursuit. Our agency had the two suspects pinned down in a large 10 to 15 acre woods. After a 2 hours search in a thick, dense woods Kevin located one of the subjects hidden in a small hole with leaves and branches covering him.

Kevin was retired in the fall of 2014 due to his prior spinal injury and losing strength in his back legs. Kevin is enjoying his retirement days at home at the age of 10 years old with his new officer brother, SONNY.



Hancock County Sheriff's Office K-9 Units

Highlights of 2014

There were close to 40 calls for K-9 units, mostly for narcotics. There were also numerous tracks done for the Findlay PD and Sheriff's Office.

Some of the larger finds included:

- One pound of marijuana in the trunk of a vehicle
- 1/4 pound of marijuana
- A stop with the city that located 2 bags of marijuana inside a round oatmeal box
- In April, a stop with the State Highway Patrol at Trenton and Broad netted a loaded Glock 22, located under a drivers seat with a small bag of illegal prescription pills
- On a call-out with Detective Smith , K-9 Kevin indicated on the vehicle and later found the occupant of the vehicle had narcotics on him after the vehicle was searched.
- A search with the State Highway Patrol in June netted 340 illegal prescription pills and over \$800 cash

The K-9 units are also called to do continual searches in the jail to find and keep narcotics out of the jail, and to locate contraband in the jail.

K-9 units Becky and Kevin were both retired in 2014 due to health reasons. K-9 Sonny was introduced to the Sheriff's Office through 6 weeks of training with Deputy Miller in August/September and was placed in active duty in October.

Since becoming active Sonny has had 12 uses and done 3 tracks for surrounding agencies. He has also had 2 larger narcotics searches: Search with Deputy Brunswick where 12 grams of heroin and about 6 grams of cocaine with marijuana were located in the drivers vehicle. Sonny also indicated on a vehicle for the State Highway Patrol with a bag of roughly 200 illegal prescription pills and numerous hypodermic needles in a vehicle from West Virginia. Sonny helped solve a Burglary where we had checked the area to complete a track and while doing this, Sonny located a cell phone that the suspect had dropped behind a trailer in Riverview Terrace.



Enforcement

Sheriff's Office Contract Activity

The Sheriff's Office contracts for patrol services with the Hancock County Park District, the Village of Arlington, the Village of Van Buren, the Village of Jenera, and new in 2014, the Village of Rawson. Contracts allow the entity to receive dedicated patrol hours, for which they pay an hourly fee. Below is a summary of activity for these contracts for 2014:

Park District	2,092 hours patrol 17 incidents were recorded and 11 citations and 2 warnings issued
Arlington	761 hours patrol 25 incidents were recorded, 3 crashes occurred and 18 citations issued 14 papers were served Walkthroughs conducted—14 school, 14 bank and 103 business
Van Buren	174 hours patrol 12 incidents were recorded, 1 crash occurred and 47 citations issued 0 paper was served, 1 residence check was performed Walkthroughs conducted—25 school, 8 business Attended 3 meeting
Jenera	74.25 hours patrol 4 incidents were recorded, 0 crashes occurred, and 4 citations issued 4 papers were served 4 business and 1 school walkthroughs were conducted 2 meetings were attended
Rawson	27.08 hours patrol 6 incidents were recorded, 2 citations issued, 2 papers served

NEW IN 2014: PROJECT LIFESAVER

The Hancock County Sheriff's Office has recently become affiliated with Project Lifesaver. Project Lifesaver's mission is to provide timely response to save lives and reduce potential injury/death for adults and children who wander due to Alzheimer's, autism, and other related conditions or disorders. Through a grant, the Sheriff's Office was awarded two personal transmitters, two receivers and training for our responders.

The personal transmitter is worn by our client around the wrist or ankle and emits a radio frequency. Upon realizing the client is missing, the caregiver notifies the HCSO and our PLS team will respond. The Project Lifesaver average recovery time is 30 minutes which is 95% less than standard operations, saving time, resources and our loved ones.

There were 8 individuals with Project Lifesaver devices and the office responded to 5 calls in 2014.

If you have questions or know of someone who may benefit from this service, please call Beth Baker at the Sheriff's Office at 419-424-7253.

Enforcement

Detective Unit

The Detective unit consists of a sergeant and four detectives, two of which are assigned to the METRICH Task Force. The unit is also responsible for juvenile assault and abuse cases as well as all cases which require more in depth investigation than is provided by the road patrol. The detective unit was assigned 151 cases in 2014 and cleared 149, resulting in 94 arrests.



In 2014, grants funded 12 operations investigating Human Trafficking, resulting in 29 arrests on various sex related crimes.

Detectives gave 23 Demand Reduction speeches with 750 attendees.

METRICH Drug Task Force

The HCSO Detective Unit is part of a ten county drug task force called METRICH. METRICH is one of the few de-centralized task forces in the State of Ohio promoting a Community Policing philosophy approach to task force operations. METRICH is also the largest drug task force in Ohio. The Sheriff's Office and the Findlay Police Department joined METRICH in October of 1999. METRICH is funded through the Office of Criminal Justice Services under Chief Phil Messer of the Mansfield Police Department.

The METRICH unit opened 154 new cases in 2014 and closed 144. These cases involved 93 defendants and 34 search warrants were issued to the unit. The task force seized \$23,824.06 during criminal investigations in 2014.

2014 Highlight: Press Release dated 12/23/2014

"On 12/22/14 Detectives from the Hancock County METRICH Drug Task Force obtained a narcotics search warrant through the Findlay Municipal Court for the residence at 109 1/2 S . Main Street, Van Buren, Ohio. At 1734 hrs. the search warrant was executed with the assistance of the Hancock County Sheriff's Office Emergency Response Team (ERT) and the Wood County Sheriff's office Special Response Team (SRT).

A search of the residence yielded heroin, a large amount of cash, drug paraphernalia, hypodermic needles, criminal tools, and a firearm. An occupant of the residence was arrested on a related narcotics warrant. No other arrests were made as the investigation is ongoing, however criminal charges will be forthcoming upon the conclusion of the investigation."

Testing for marijuana



Confiscated drug items



Measuring tire print



Enforcement

2014 Top Cop Program

The following Deputies were recognized for their diligence in executing their investigations, resulting in the following:

Top OVI arrests:

1. Deputy Matt Brunswick
2. Deputy Mike DeVore
3. Deputy Shane Leeth

Top Drug Arrests:

1. Deputy Matt Brunswick
2. Deputy Tom Miller
3. Deputy Steve Lowery

★ Sheriff's Line - Do not cross ★ Sheriff's Line - Do not cross ★

Township & Village Statistics

Area	Incidents	Citations
Allen	260	122
Mortimer	2	0
Van Buren	38	64
Amanda	42	28
Vanlue	40	2
Biglick	59	82
West Independence	0	0
Blanchard	70	74
Benton Ridge	18	5
Cass	78	46
Delaware	80	41
Mt. Blanchard	50	4
Eagle	68	97
Findlay	174	237
Jackson	74	160
Houcktown	2	0
Liberty	672	217
Madison	49	41
Arlington	96	35
Williamstown	2	0
Marion	223	163
Orange	66	94
Pleasant	57	36
McComb	43	12
Shawtown	2	0
Portage	30	50
Union	92	61
Mt. Cory	14	3
Rawson	64	2
Van Buren	66	22
Jenera	39	3
New Stark	0	0
Washington	94	197
Arcadia	58	8
Other	<u>130</u>	<u>29</u>
Totals	2852	1935

Communications

Communications officers are the lifeline of the office. They receive all calls to emergency numbers and direct those calls as needed: to officers, emergency medical services, fire departments, and transfer to other agencies as needed.

Dispatch received 63,548 emergency calls in 2014. Of those 11,631 were received on 911 lines.

The administrative lines received 63,505 calls and the Corrections lines received 67,700 phone calls.

Many man hours are needed to answer all of the requests received by the Sheriff's Office.

Citations by Violation Summary

Speed	1,083
Seat Belt	42
Child Restraints	4
OMVI	74
License Violations	101
Intersection Violations	87
Other	<u>544</u>
Total Violation	1,935

Corrections

The Hancock County Justice Center is a 98 bed Adult, Male and Female, Full Service Jail.

A Full Service Jail is primarily used to detain adults for more than 120 hours, or 5 days.



2014 Quick Facts

In 2014, the jail booked 2,199 inmates and released 2,203.

- The highest daily population was 109 and the lowest daily population was 69.
- The Average Daily Population for 2014 was 91.
- There were 66 days when the population exceeded the maximum 98 beds.

The jail housed 1,621 males and 578 females. Of the inmates:

- 607 were incarcerated on felony charges
- 1,508 were misdemeanors

The jail served 99,801 meals to prisoners in 2014 for a total cost of \$178,321.

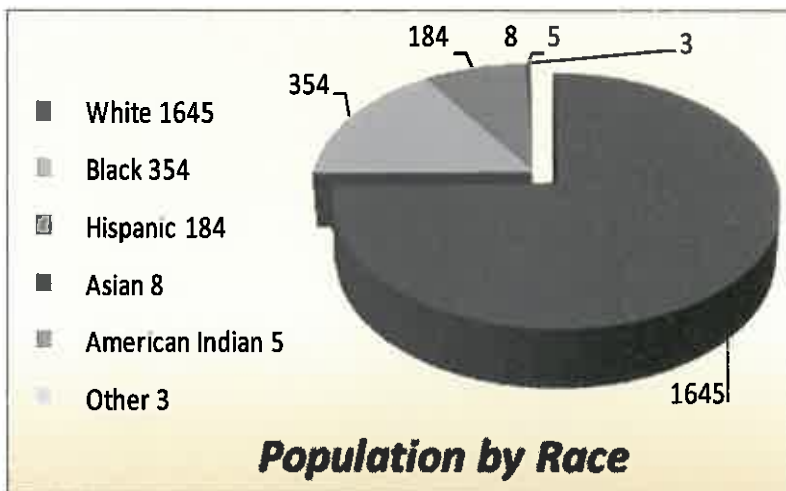
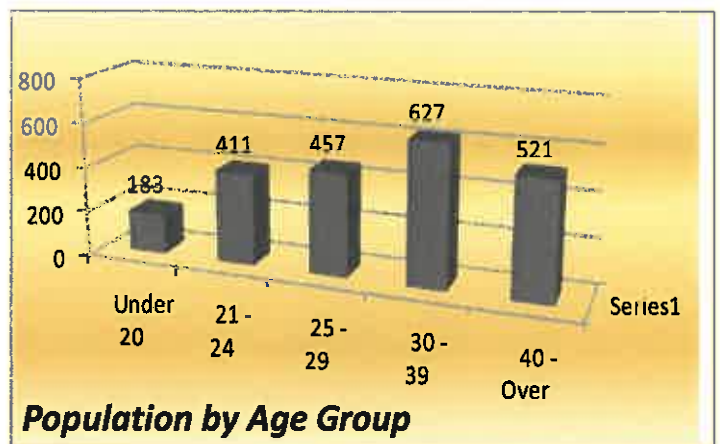
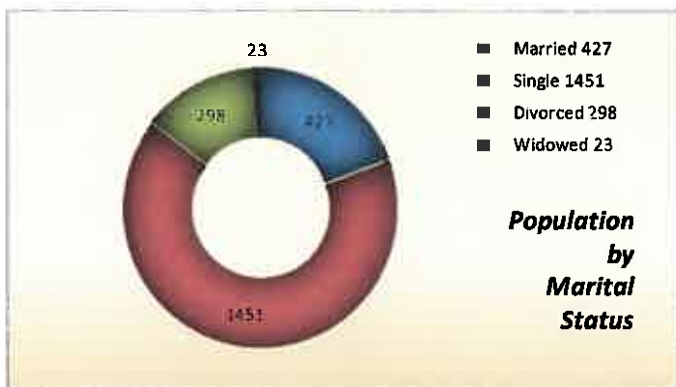
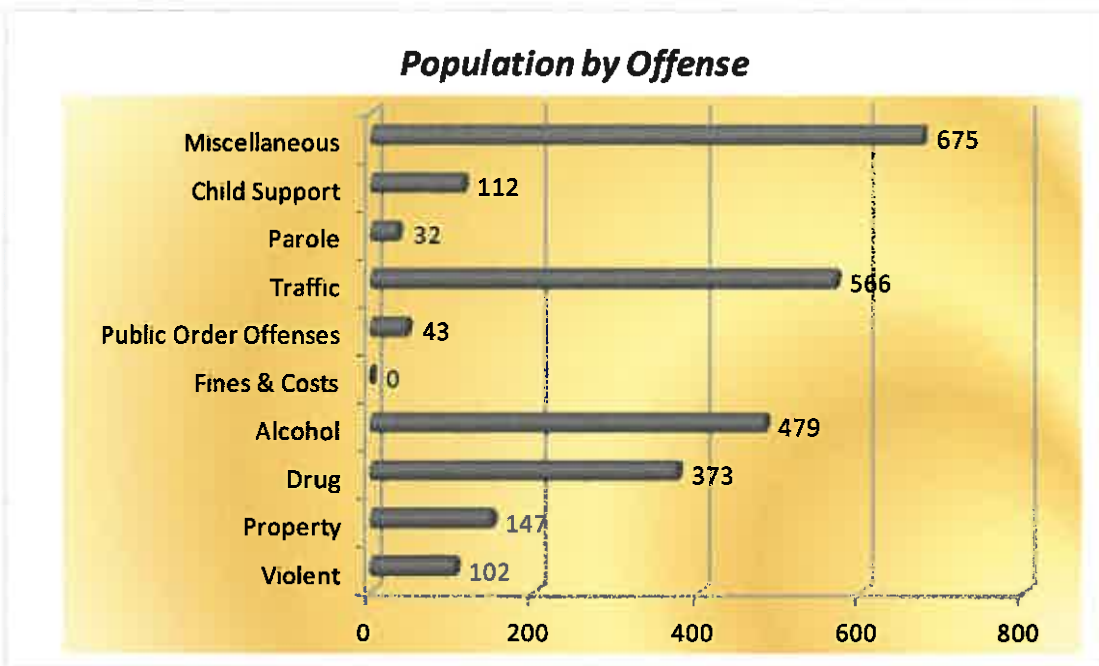
Predominate Race Incarcerated at the HCJC = Caucasian

Predominate Marital Status Incarcerated at the HCJC = Single

Top Five Incarcerating Offenses:

1. Miscellaneous (Includes forgery, petty theft, passing bad checks, misdemeanor assault, etc.-those crimes that do not fit by definition into any other collecting categories)
2. Traffic Offenses
3. Alcohol Related Offenses
4. Drug Offenses
5. Property Offenses

Corrections



For more interesting statistics for the jail, see the attached statistical appendix.

Corrections

Programs

Mental Health on site counseling for inmates	1,651
Mental Health off site counseling for inmates	3
AA Male/Female	583
GED	59
Dad's Coaching Clinic	114
Art Program	16
Occupational Therapy	490
Domestic Violence Program	346
Bible Study Male/Female	476
Church Services, Non Denominational	473
Catholic Bible Visit—Female	33
Inmate Worker Program Male/Female	441
Inmate Worker Outside Details	17
Inmate Worker Car Wash/Wax Deputy Cruisers	366

Medical

Inmates who requested Medical Intervention	1,197
Inmates who requested Mental Health Intervention	930
Inmates seen by the facility doctor	915
Inmates seen by facility nursing staff	653
Inmates seen by officer	711

There are many more statistics tracked by the Corrections Staff.

For full statistics, see Statistics Appendix

Transport Warrant


The Transport/Warrant unit is responsible for transporting prisoners to and from court, other facilities, and medical appointments. T/W also provides courthouse security for all county courts. Warrant tracking is also a function of this office, as is Sex Offender Registration, Concealed Carry Weapon licensing and civilian and juvenile fingerprinting.

Transport/Warrant had 727 adult escorts for court, transported 129 adults to other institutions and took 174 trips transporting 280 juveniles to other facilities in 2014, travelling 24,102 miles over 696 hours. T/W personnel spent 2,657 hours providing court security, including Common Pleas, Juvenile, Findlay Municipal Court, and the in-house courtroom for arraignments. This total also includes 2,162 hours at the West Entrance of the Courthouse. A total of 76,864 people went through security at the Courthouse in 2014.

There were 247 Sex Offender registrations, of which 5 were juvenile offenders, registered with this office in 2014. The unit spent 151 hours registering these offenders.

The Sheriff's Office issued 686 CCW (Concealed Carry Weapon) permits spending 568 hours, and performed fingerprints on 115 civilians, and 24 juveniles that were sent from Juvenile Court.

There were 1,029 warrants entered into the system in 2014. The unit archived 977 open warrants, closing out the files.



Also of note:

***The Records Clerk processed 4,291 reports,
fulfilled 746 public records requests,
and performed 419 local background checks for the public.***

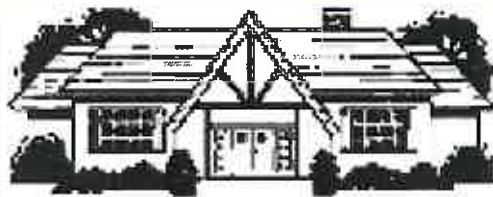
Civil Process and Support Staff

Civil Process

Civil Process is the processing of all paperwork related to civil and criminal court papers, including Sheriff's Sales, as received from the court system.

The office received 2,066 civil papers to process, and 1,704 papers were served by the Road Patrol. There were 144 CPO's (Civil Protection Orders) issued by the court and served through the Sheriff's Office

In 2014, the office received 249 Orders of Sale of real property. There were 198 appraisals performed and 184 made it through to sale without being withdrawn.



Support Staff

The Support Staff is comprised of 7 employees. The Corrections Clerks are responsible for all paperwork produced in the jail. They process all commissary payments and accounts, maintain and store all inmate records, maintain policy and procedure manuals and assist the Corrections staff.

On the Enforcement level, the Support Staff is responsible for answering non-emergency phones, maintaining all records related to enforcement, expungements, records retention, processing all civil papers in and out of the office, Sheriff's Sales processing, payroll, human resource functions, maintaining fixed asset records, receipt of monies, invoicing of services, accounts payable, budgeting, and financial analysis.

The Support Staff also organizes the Annual Banquet, prepares the Annual Report, collects statistics, manages the Web page and Facebook page, and all other office functions.

Special Units—Volunteer Organizations

Explorer Post:

The Law Enforcement Explorer Post has been active for close to 30 years at the Sheriff's Office. Current advisors are Mike McGuire and Tim Myers. Combined they have over 30 years of experience as advisors. The post meets twice a month. The Explorers assist with many events including the Balloon Fest, both craft shows held at the fairgrounds and the Hancock County Fair.

Training is held at each meeting and members can ride along with deputies if they choose. This program allows teens to explore the profession and decide if this is a career path they would like to choose.

Special Deputy Organization

The Special Deputy Organization is comprised of 33 citizens who are trained to assist law enforcement agencies. This organization is responsible for security at the county schools' football and basketball games and the Hancock County Fair.



These individuals log several thousand volunteer hours, including the hours at the Hancock County Fair. They also provide services for a variety of other special events around the county each year, including the Spring and Fall Craft Shows held at the fairgrounds. Other details included the Flag City Multi-sport Event, various parades and traffic details, school dances and other functions as requested.

Posse

The Posse is a unit of the Special Deputy Organization and is utilized in parades and at the fair. The unit is also available for special duties which might arise where crowd control is an issue. The group also provided security presence in the Findlay Village Mall parking lot during the holiday shopping season.

Each certified posse member has had to undergo rigorous training with their horse and pass tests to determine that they and their mount are qualified to handle themselves in stressful situations. These volunteers provide their own gear and mount, and participate in all training on their own time and money.

There are currently 17 Posse members in the unit.



Special Units—Volunteer Organizations

Underwater Search & Recovery Team

This unit is specially trained in underwater search and recovery, and has been utilized many times to search the reservoir, the Blanchard River, and area ponds and streams when the need arises. There are approximately 19 members on the team, including divers, boat crew, boat captain and the land crew.

The unit undergoes regular training sessions throughout the year to strengthen their skills and teamwork.



Bike Patrol

The Bike Patrol provides services in areas where cruisers cannot be utilized. They are also utilized for special events such as parades, 5k runs, and the Balloon Fest.

This unit must go through training to learn how to handle their bicycles in all kinds of terrain and situations. They are certified at the end of their training.

There where a lot of miles covered working the Hancock County Fair, Balloon Fest 5K Run, Special Olympics Torch Run and many other activities. The Patrol has a total of 8 bikes and 12 riders.





2014 Employee Awards



Peer Nominated Awards

Deputy Sheriff of the Year

Sgt. Mark Price

Corrections Officer of the Year

Officer Jesse Sterrett

110% Award

Deputy Steve Lowery Officer Jacob Atkins

Above & Beyond Award

Deputy Shane Heckman Officer Cory Glick

Officers of the Month

Tim Myers

Mark E. Price

Rick Ruppright

John Shepard

Renee Smith

Kevin Keefe

T. J. Brooks

Deb Love

Matt Brunswick

Tom Miller

Matt Crouch

Congratulations to all award winners.

Your dedication to the Sheriff's Office

is very much appreciated.

Without our employees, we could not "get the job done".



2014 Employee Awards



Years of Service:

40 years Roger Treece
 20 years Mike Cortez
 Deb Love
 10 years Mike DeVore
 Rodney Griffin
 Joe Hartman
 Tami House
 Mark E. Price
 Renee Smith
 5 years Kevin Keefe
 Robert Keller
 Ryan Lieb

No Sick Leave Used

Rodney Griffin
 Tamara House
 Joshua Peters
 Mark A. Price
 Eric Rayle
 James Saltzman
 Barry Turner
 Chad Warren
 Kathy Wefler

Driving Awards



10 years Mike Devore
 Rodney Griffin

Chaplain Jim Woodward

was awarded the

Ohio Distinguished Law Enforcement

Civilian Leadership Award

By the Ohio Attorney General's Office

Jim "The Barber" Woodward earned this award for his exemplary service as a facility volunteer, providing hundreds of hours of positive faith based motivational programming to persons incarcerated in the Hancock Justice Center. Starting with his compassion as a barber, then starting a monthly motivational program, moving to adding a weekly bible study, Jim has provided motivation and support to hundreds of inmates over his 14 years of volunteer service to our facility. Thank you, Jim, for the work you have done.



2014 Employee Awards



Buckeye State Sheriff's Association Awards

BSSA Lifesaving Award:

**Dan Barnt
Kevin Keefe
Tim Myers
Mark E. Price
John Shepard**

BSSA Certificate of Merit:

**Cory Glick
Rod Griffin
Deb Love
Rick Ruppright
Ben Stoner**

The BSSA awards are awarded based on the following criteria:

- Lifesaving Award: Awarded to all officers directly responsible for the saving of a human life.
- Certificate of Merit: Outstanding performance of duty under unusual or difficult conditions. The action need not involve exposure to physical danger but must involve the protection of life or property and involve unusual thoroughness, conscientiousness, determination and initiative.
- Commendation Award: For individual(s) who have performed efficient and valuable service to the office, either carrying out a specific task or in the performance of gen-

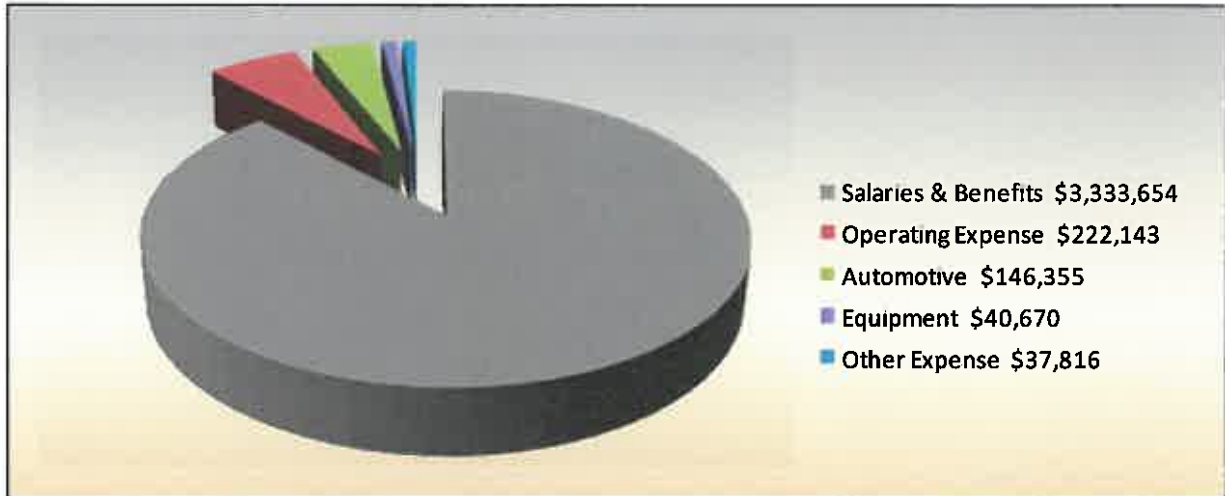
Financial Data

<u>FUNDS RECEIVED</u>	2012	2013	2014
Total Deposited into General Fund	\$803,902.82	\$778,553.39	\$908,825.08
OTHER FUNDS:			
Total Received - Contract Services	\$100,529.50	\$115,933.09	\$106,266.42
Drug Fines	\$3,558.50	\$3,602.25	\$2,458.00
DUI Fines	\$2,456.50	\$1,897.00	\$1,546.00
Funds Received - METRICH Task Force	\$33,592.14	\$21,456.34	\$20,951.14
Concealed Carry Weapon License Fees	\$40,570.00	\$79,962.00	\$46,347.00
Total Commissary Funds Received	\$83,349.11	\$87,760.97	\$86,739.24
Grant Funds Received	\$28,128.92	<u>\$69,923.88</u>	<u>\$36,557.04</u>
TOTAL FUNDS RECEIVED	\$1,096,087.49	\$1,159,088.92	\$1,209,689.92

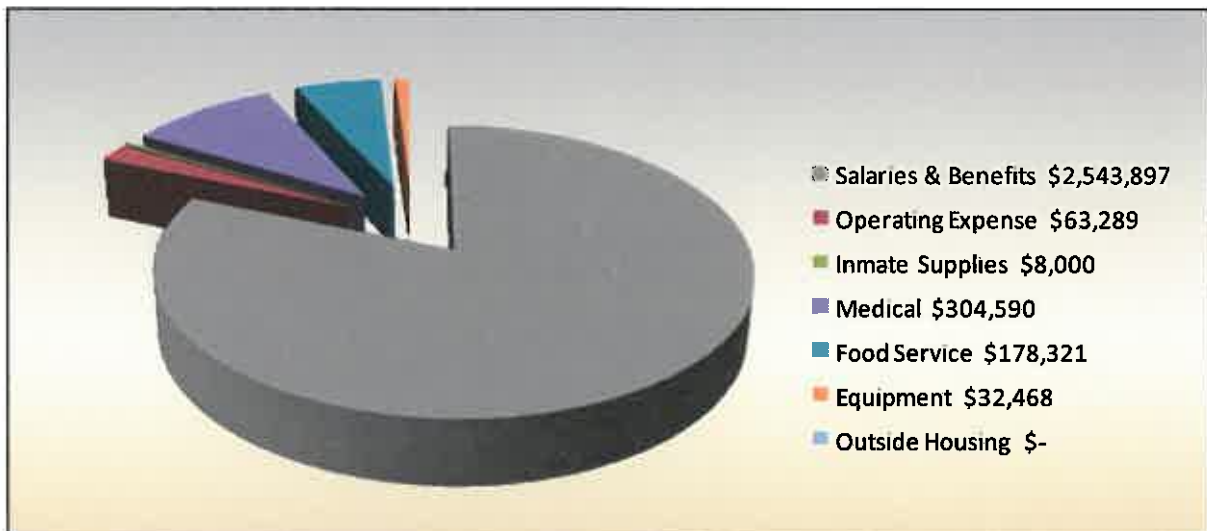
<u>EXPENDITURES</u>	2012	2013	2014
Enforcement			
Salaries & Benefits	\$ 3,107,582	\$ 3,223,770	\$ 3,333,654
Operating Expense	\$ 144,613	\$ 147,506	\$ 222,143
Automotive	\$ 146,704	\$ 175,407	\$ 146,355
Equipment	\$ 34,673	\$ 118,125	\$ 40,670
Other Expense	\$ 40,993	\$ 41,954	\$ 37,816
Total Enforcement	\$ 3,474,565	\$ 3,706,762	\$ 3,780,638
Corrections			
Salaries & Benefits	\$ 2,218,527	\$ 2,392,066	\$ 2,543,897
Operating Expense	\$ 44,024	\$ 57,861	\$ 63,289
Inmate Supplies	\$ 6,082	\$ 7,986	\$ 8,000
Medical	\$ 230,157	\$ 271,106	\$ 304,590
Food Service	\$ 151,333	\$ 174,999	\$ 178,321
Equipment	\$ 2,418	\$ 6,560	\$ 32,468
Total Corrections	\$ 2,652,540	\$ 2,910,577	\$ 3,130,565
Total General Fund	\$ 6,127,105	\$ 6,617,339	\$ 6,911,203

Financial Data

Enforcement - Expenses by Type



Corrections - Expenses by Type



For complete financial statistics, see the attached statistical appendix.

Hancock County Sheriff's Office

Organizational Structure



Sheriff Michael E. Heldman
 Captain Roger Treece
 Jail Administrator Lt. Ryan Kidwell



SHERIFF

Fiscal Officer (1)	Captain (1)
--------------------	-------------

HR Specialist (1)	Lieutenant/Enforcement (1)	Director of Transport/ Writ Process (1)	Lt/Jail Administrator (1)
			Lt/Jail Operations (1)

Road Sergeants (4)	Detective Sgt (1)	Corrections Sgts (5)
--------------------	-------------------	----------------------

Clerks (3 Full -time; 1 part-time)	Road Deputies (15) School Resource Officers (2)	Detectives (2)	Transport Deputies (5)	Clerks (2)	Corrections Officers (32)
------------------------------------	----------------------------------------------------	----------------	------------------------	------------	---------------------------

Communications Officers (7)	Detectives Drug Unit (2)
-----------------------------	--------------------------

Hancock County Sheriff's Office
2014 Statistics
Patrol - General Statistics

Category	Jan	Feb	Mar	Apr	May	Jun	Jul	Aug	Sep	Oct	Nov	Dec	Total
Total Calls for Service	220	200	225	234	228	231	225	239	233	239	258	190	2722

Arrests	2	2	2	1	2	1	1	4	2	4	1	0	22
Complaint	3	4	7	3	10	4	12	4	8	4	1	3	63
Crime in Progress	0	0	0	0	0	0	0	0	0	0	0	1	1
Warrant	1	0	0	1	2	0	1	1	2	0	0	0	8
Court Summons / Citation	0	0	0	0	0	0	0	0	0	0	0	0	0
Order of Protection	3	1	0	1	0	0	0	0	0	0	0	0	5
Other	9	7	9	6	14	5	14	9	12	8	2	4	99
Total Arrests	10	12	4	5	6	3	3	4	1	5	3	6	62

Towed Vehicles	6	6	5	5	2	3	3	3	2	2	2	3	49
Business	4	7	10	8	6	8	3	7	1	7	8	4	73
Residential	1	1	3	0	1	3	0	3	2	0	2	1	17
Schools	3	0	2	0	1	0	2	2	1	7	2	0	20
Other County Offices	14	14	20	13	10	14	8	15	6	16	21	8	159
Total Alarm Calls													

Alarm \$ Billed	\$	\$	\$	\$	\$	\$	\$	\$	\$	\$	\$	\$	\$
Alarm \$ Received	\$	\$	\$	\$	\$	\$	\$	\$	\$	\$	\$	\$	\$

Patrol Car Stats	47,530	43,157	51,775	50,715	56,899	45,293	47,891	52,556	47,882	52,091	40,972	41,590	578,351
Miles Driven	3,515.3	3,151.7	3,545.1	3,311.2	3,626.2	2,956.9	3,231.7	3,530.3	3,178.9	3,466.1	2,915.3	2,897.2	39,325.8
Gallons of Gas	13.52	13.69	14.60	15.32	15.69	15.32	14.82	14.89	15.06	15.03	14.05	14.36	14.71
MPG	\$10,231.79	\$ 9,429.21	\$11,435.59	\$11,662.41	\$12,785.58	\$10,022.69	\$10,119.31	\$10,554.36	\$10,544.22	\$ 9,193.74	\$ 7,270.97	\$ 6,323.43	\$119,573.30
Total \$ Purchased	\$	\$	\$	\$	\$	\$	\$	\$	\$	\$	\$	\$	\$
Price per Gallon	2,911	2,992	3,226	3,522	3,526	3,390	3,131	2,990	3,317	2,652	2,494	2,183	3,041

Hancock County Sheriff's Office
2014 Statistics
Criminal - General Statistics

Category	Jan	Feb	Mar	Apr	May	Jun	Jul	Aug	Sep	Oct	Nov	Dec	Total
<u>Criminal Investigations</u>													
Assigned Cases	5	16	9	17	12	19	16	20	9	11	6	11	151
Cleared Cases	6	16	13	14	16	13	9	20	9	11	8	14	149
# of Arrests	6	7	5	10	9	10	3	15	3	14	5	7	94

Metrich - Hancock County

# of Defendants	9	4	0	21	11	9	11	0	4	4	9	11	93
New Cases	8	9	7	22	29	12	11	13	13	7	8	15	154
Closed Cases	8	9	1	30	17	12	11	13	13	7	8	15	144
Search Warrants	8	3	0	1	1	2	0	4	1	3	7	4	34

Hancock County Sheriff's Office
2014 Statistics
Enforcement - Incident Reports

Township & Village
Incident Reports

	Jan	Feb	Mar	Apr	May	Jun	Jul	Aug	Sep	Oct	Nov	Dec	Total
Allen	21	14	22	30	21	21	26	26	18	14	21	26	260
Mortimer	2	0	0	0	0	0	0	0	0	0	0	0	2
Van Buren	1	2	3	3	4	6	1	5	5	4	2	2	38
Amanda	1	1	3	2	3	7	4	4	6	5	4	2	42
Vanlue	1	1	1	3	4	3	2	5	7	3	6	4	40
Biglick	3	6	7	9	8	3	6	3	3	5	3	3	59
West Independence	0	0	0	0	0	0	0	0	0	0	0	0	0
Blanchard	9	4	6	5	3	3	10	10	7	5	4	4	70
Benton Ridge	0	1	0	4	3	0	3	3	1	1	1	1	18
Cass	8	2	3	11	3	4	12	8	5	9	3	10	78
Delaware	11	8	7	5	6	11	5	7	1	11	3	5	80
Mt. Blanchard	6	7	6	4	5	6	5	2	4	2	2	1	50
Eagle	6	4	5	3	6	7	8	5	7	6	4	7	68
Findlay	9	8	18	25	12	20	18	21	11	15	5	12	174
Jackson	5	1	6	6	10	12	10	5	7	9	2	1	74
Hocktown	0	1	1	0	0	0	0	0	0	0	0	0	2
Liberty	41	60	56	69	63	51	59	62	58	62	36	55	672
Madison	3	7	2	3	4	3	4	5	4	4	3	7	49
Arlington	12	6	7	13	7	7	11	8	8	6	7	4	96
Williamstown	0	0	0	0	0	0	0	1	1	0	0	0	2
Marion	21	17	16	15	14	21	24	26	20	16	17	16	223
Orange	6	5	7	4	6	3	7	3	6	3	5	11	66
Pleasant	1	5	6	7	5	5	5	3	5	6	5	4	57
McComb	2	0	3	4	4	5	3	4	9	3	2	4	43
Shawtown	0	0	0	0	1	1	0	0	0	0	0	0	2
Portage	2	6	2	2	2	1	5	1	1	3	2	3	30
Union	7	5	8	10	9	9	10	4	8	5	10	7	92
Mt. Cory	0	1	1	0	1	0	4	1	3	2	1	0	14
Rawson	6	3	7	8	3	4	6	3	6	9	5	4	64
Van Buren	3	12	7	9	6	1	4	4	8	2	3	7	66
Jenera	4	6	3	5	2	5	1	6	2	1	4	0	39
New Stark	0	0	0	0	0	0	0	0	0	0	0	0	0
Washington	6	8	5	10	12	7	9	4	7	11	7	8	94
Arcadia	6	1	4	3	11	8	5	6	5	3	4	2	58
Other	11	4	18	21	10	8	16	11	11	10	5	5	130

Totals

214	206	240	293	248	242	283	256	244	235	176	215	2852
-----	-----	-----	-----	-----	-----	-----	-----	-----	-----	-----	-----	------

Hancock County Sheriff's Office
2014 Statistics
Enforcement - Citations

Category	Jan	Feb	Mar	Apr	May	Jun	Jul	Aug	Sep	Oct	Nov	Dec	Total
Violation Summary													
Speed	22	69	87	108	178	76	137	122	85	76	70	53	1083
Seat Belts	3	3	2	6	14	3	3	1	2	4	1	0	42
Child Restraints	0	0	0	1	0	0	1	0	0	1	0	0	4
OMVI	3	10	6	3	9	7	6	9	5	7	5	4	74
License Violations	9	9	7	5	14	10	11	13	4	7	5	7	101
Intersection Violations	9	5	6	5	11	5	5	7	7	8	9	10	87
Other	59	46	43	44	56	47	30	51	47	50	40	31	544
Total Violations	105	142	151	172	282	148	193	203	151	153	130	105	1935

Citation Summary
Township & Village

Allen	7	9	7	10	18	5	14	8	9	16	15	4	122
Mortimer	0	0	0	0	0	0	0	0	0	0	0	0	0
Van Buren	5	3	3	4	4	4	8	12	9	8	2	2	64
Amanda	3	1	0	0	6	1	1	7	0	5	4	0	28
Vanlue	0	1	0	0	0	0	0	0	1	0	0	0	2
Biglick	4	10	10	8	13	9	7	5	6	3	3	4	82
West Independence	0	0	0	0	0	0	0	0	0	0	0	0	0
Blanchard	4	4	5	8	14	7	17	2	3	6	3	1	74
Benton Ridge	0	1	2	0	1	0	0	0	0	0	0	0	5
Cass	2	3	5	2	8	7	1	3	2	5	6	2	46
Delaware	1	5	0	6	3	1	6	1	5	1	6	2	41
Mt. Blanchard	2	0	0	0	0	0	0	0	0	1	0	0	4
Eagle	4	1	17	12	8	9	9	12	9	6	5	5	97
Findlay	12	14	16	13	43	23	17	20	18	27	15	19	237
Jackson	4	3	6	10	26	10	33	20	17	13	12	6	160
Houcktown	0	0	0	0	0	0	0	0	0	0	0	0	0
Liberty	16	19	14	32	37	14	13	21	12	15	10	14	217
Madison	1	2	5	4	5	5	9	4	2	0	3	1	41
Arlington	1	9	2	4	6	0	1	2	2	2	1	5	35
Williamstown	0	0	0	0	0	0	0	0	0	0	0	0	0
Marion	15	17	16	12	18	12	5	27	13	11	10	7	163
Orange	1	4	6	7	16	11	15	15	6	3	4	6	94
Pleasant	5	5	7	1	8	2	3	3	0	0	2	0	36
McComb	2	0	0	1	5	1	0	1	0	0	2	0	12
Shawtown	0	0	0	0	0	0	0	0	0	0	0	0	0
Portage	5	2	3	3	11	7	6	4	2	0	7	0	50
Union	2	4	5	6	1	4	5	10	12	8	3	1	61
Mt. Cory	0	0	0	0	0	1	0	0	0	1	0	0	3
Rawson	0	0	0	0	0	0	0	0	0	1	0	1	2
Van Buren	3	3	3	3	0	2	2	1	1	0	1	3	22
Jenera	1	0	1	0	0	0	0	1	0	0	0	0	3
New Stark	0	0	0	0	0	0	0	0	0	0	0	0	0
Washington	4	19	17	25	25	7	19	21	20	8	12	20	197
Arcadia	0	2	1	0	1	1	0	0	1	1	1	0	8
Other	1	1	0	1	5	5	2	0	1	8	3	2	29
Total Citations	105	142	151	172	282	148	193	203	151	153	130	105	1935

Hancock County Sheriff's Office
2014 Statistics
Communications

Category	Jan	Feb	Mar	Apr	May	Jun	Jul	Aug	Sep	Oct	Nov	Dec	Total
<u>Dispatch Calls</u>													
911 Calls Received	1089	803	804	791	890	799	850	938	858	1073	1782	954	11631
2424	4468	3502	3672	3452	3529	3395	3637	3787	3322	3513	3647	3330	43254
2425	711	491	448	510	438	476	496	469	403	469	431	405	5747
2426	283	262	259	293	256	181	228	215	252	251	205	231	2916
Total Dispatch	6551	5058	5183	5046	5113	4851	5211	5409	4835	5306	6065	4920	63548
<u>Administrative</u>													
7097 - Main line	7496	4936	2932	1834	1739	1685	1814	1889	1711	1960	1884	1699	31579
7098 - Rollover line	467	391	392	421	387	334	366	329	392	622	397	365	4863
All Transport Warrant	908	1038	1138	2538	1228	773	1152	1113	1102	1255	889	971	14105
7239 - Civil Process	519	526	724	695	826	564	597	598	629	658	368	608	7312
7251 - Records	427	421	404	408	487	419	515	505	511	556	505	488	5646
Total Administrative	9817	7312	5590	5896	4667	3775	4444	4434	4345	5051	4043	4131	63505
<u>Corrections</u>													
7202 - Main Line	2633	2518	2890	2864	2804	2630	2566	2667	2110	2722	2398	2434	31236
7203 - Rollover Line	2361	2155	2543	2660	2287	2209	2586	2405	1957	2503	2063	2295	28024
7204 - Booking	708	663	815	865	603	540	553	614	488	636	646	1309	8440
Total Corrections	5702	5336	6248	6389	5694	5379	5705	5686	4555	5861	5107	6038	67700
Total Calls for Agency	22070	17706	17021	17331	15474	14005	15360	15529	13735	16218	15215	15089	194753

Hancock County Sheriff's Office
2014 Statistics
Transport Warrant & Civil Unit

Category	Jan	Feb	Mar	Apr	May	Jun	Jul	Aug	Sep	Oct	Nov	Dec	Total
Transports													
Adult Escorts	74	43	60	60	65	51	77	53.5	36	80	64	63	726.5
Adult Inst. Transports	14	9	7	5	12	13	10	9	15	13	9	13	129
Tot Adult Transports	25	15	18	9	17	19	13	13	23	27	15	21	27
Adult Transport Time	41.00	26.25	34.50	17.50	36.75	33.25	25.75	31.25	45.00	50.00	27.75	25.00	394.00
Mileage	1,612	1,153	1,516	701	1,345	1,458	1,009	1,136	1,779	1,334	1,066	717	14,826
Adult Transport Fees	\$ 2,851.00	\$ 2,174.00	\$ 2,969.00	\$ 1,650.00	\$ 1,847.99	\$ 2,486.00	\$ 1,806.00	\$ 1,852.09	\$ 3,457.00	\$ 3,104.00	\$ 2,987.00	\$ 2,362.00	\$ 29,546.08
Juvenile Transport Trips	19	6	13	13	16	11	16	21	16	18	9	16	174
# of Juveniles Transported	31	9	18	22	27	19	21.75	31.5	33	35.75	11.25	21	280.25
Juvenile Transport Time	37.50	11.75	21.00	21.25	26.25	18.00	26.75	34.75	34.50	34.25	14.50	21.25	301.75
Mileage	1,110	300	735	650	701	550	1,040	1,050	1,000	950	390	800	9,276
Juvenile Transport Fees	\$ 1,664.00	\$ 656.00	\$ 1,173.00	\$ 800.00	\$ 1,347.00	\$ 1,159.00	\$ 1,342.00	\$ 1,233.00	\$ 2,142.00	\$ 1,412.00	\$ 712.00	\$ 1,282.00	\$ 14,922.00
Probate Transports	0	0	0	1	0	0	2	1	0	2	1	0	7
Probate Transport time	0.00	0.00	0.00	3.00	0.00	0.00	10.50	1.00	0.00	5.75	0.50	0.00	20.75
Mileage	0	0	0	92	0	0	112	6	0	74	128	0	410
Probate Transport Fees	\$ -	\$ -	\$ -	\$ -	\$ -	\$ -	\$ -	\$ -	\$ -	\$ -	\$ -	\$ -	\$ -

Courthouse Security (Hours)

HPC	13.75	14.75	38.25	42.50	47.95	51.25	23.75	12.75	7.75	34.75	15.50	53.75	356.70
West Entrance	163.75	167.50	150.25	187.00	186.25	192.00	206.00	189.45	172.50	191.95	119.75	198.25	2,161.95
Adult Probation	0.00	0.50	0.00	0.00	0.00	0.00	0.50	0.00	0.00	0.00	0.00	0.00	1.00
BMV/ROC/SCFA	0.00	0.00	0.00	0.00	0.00	0.00	0.00	0.00	0.00	0.00	0.00	0.00	0.00
Juvenile Court	4.50	0.00	14.00	0.25	3.25	1.50	0.00	2.00	0.00	0.00	0.00	2.25	27.75
FMC	3.00	17.50	1.75	8.75	14.00	4.25	1.50	16.25	2.50	0.00	14.00	0.00	83.50
In House Court	2.00	3.00	2.50	3.00	1.50	3.25	2.75	2.50	1.25	2.75	0.50	1.00	26.00
Total Security Hours	187.00	203.25	246.75	241.50	252.95	252.25	234.50	222.95	184.00	229.45	149.75	252.25	2,656.60
West Entrance Traffic	6,523	6,755	7,182	6,462	6,599	6,673	7,778	6,112	5,025	6,946	4,262	6,547	76,864

Warrants

Warrants Entered	65	85	65	95	61	100	88	93	106	97	82	92	1029
Warrants Served	51	60	49	69	43	69	68	60	50	47	70	68	704
Warrants Archived	70	86	79	93	58	89	80	80	76	77	93	96	977
Warrant Fees	\$ 1,516.00	\$ 1,661.00	\$ 1,301.07	\$ 1,555.35	\$ 1,486.00	\$ 2,049.00	\$ 1,617.00	\$ 1,539.00	\$ 1,225.00	\$ 2,020.00	\$ 2,902.00	\$ 2,290.00	\$ 21,161.42
Unentered Warrants Recalled	7	10	4	5	3	2	6	4	7	2	10	7	67
Recalled Warrant Fees	\$ 260.00	\$ 420.00	\$ 340.00	\$ 300.00	\$ 140.00	\$ 380.00	\$ 423.00	\$ 241.00	\$ 360.00	\$ 460.00	\$ 371.00	\$ 440.00	\$ 4,135.00

Hancock County Sheriff's Office
2014 Statistics
Transport Warrant & Civil Unit

Category	Jan	Feb	Mar	Apr	May	Jun	Jul	Aug	Sep	Oct	Nov	Dec	Total
Sex Offender Registration													
Sorn Hours	3.5	17	32	14	12	7.5	11	16	9.8	12	8.3	8	151.1
Adult Registrations:													
Tier I	4	5	8	8	10	8	8	11	6	12	6	9	95
Tier II	1	9	10	5	4	2	1	10	4	8	4	6	64
Tier III	7	9	7	3	9	10	4	5	2	9	9	9	83
Juvenile Registrations:													
Tier I	0	0	0	1	0	0	0	2	1	0	0	0	4
Tier II	0	0	0	0	0	0	0	0	0	0	0	0	0
Tier III	0	0	0	1	0	0	0	0	0	0	0	0	1
Total SORN Registrations	12	23	25	18	23	20	13	28	13	29	19	24	247

Concealed Carry Permits													
CCW Hours	58.5	64	54	60.75	50.75	47	45.5	47.25	48.75	41.5	21.2	29.25	568.45
CCW Permits Issued	97	91	67	87	55	56	27	52	64	5	48	37	686

Arson Registry													
	0	0.25	0	0	0	0	1.5	0	0	1	0	0	2.75

Civilian Fingerprints													
Webcheck	10	7	9	6	10	9	6	9.5	4.25	2	6.5	11	90.25
Manual	2	2	1	5	3	2	0	0	4	4	1	1	25
Total Civilian Fingerprints	12	9	10	11	13	11	6	9.5	8.25	6	7.5	12	115.25

Juvenile Fingerprints													
	2	4	4	2	4	1	3	2	0	1	2	1	24

Extraditions													
# of Extraditions	0	0	0	0	0	0	1	1	1	1	0	0	4
Extradition Transport Time	0.00	0.00	0.00	0.00	0.00	0.00	21.00	10.00	2.50	58.00	0.00	0.00	91.50
Mileage	0	0	0	0	0	0	515	517	91	1984	0	0	3107
Extradition Fees	\$ -	\$ -	\$ -	\$ -	\$ -	\$ -	\$ 45.00	\$ 538.00	\$ 2,142.00	\$ 2,355.00	\$ -	\$ -	\$ 5,080.00

Civil Process													
Sheriff's Sales Received	17	27	18	23	27	31	25	14	24	19	15	9	249
Appraisals	13	18	13	28	15	22	20	19	15	12	6	17	198
Sales Withdrawn	12	2	7	8	9	9	9	10	5	3	3	5	82
Sales Conducted	15	11	20	16	12	10	25	13	18	22	4	18	184
No Bidders	2	5	1	1	3	1	4	1	2	6	0	3	29
Chattel Sales	0	0	0	0	0	0	0	0	0	0	0	0	0
Execution Sales	0	0	0	0	0	0	0	0	0	0	0	0	0
Civil Papers Received	182	183	174	204	181	163	180	170	178	143	180	128	2066
Civil Papers Served	142	166	164	154	159	126	135	155	146	120	135	102	1704
CPO's Served	10	10	15	18	15	6	12	14	15	14	6	9	144

Hancock County Sheriff's Office
2014 Statistics
Corrections - Population

Category	Jan	Feb	Mar	Apr	May	Jun	Jul	Aug	Sep	Oct	Nov	Dec	Total
# of Prisoners Booked	165	184	197	223	167	150	217	205	173	177	173	168	2,199
# of Prisoners Released	163	186	192	211	174	160	199	227	165	179	170	177	2,203

Fed'l Contracted Prisoners Held	0	0	0	0	0	0	0	0	0	0	0	0	0
Contracted Prisoners Held (Excluding Findlay Police Dept.)	0	0	0	0	0	0	0	0	0	0	0	0	0

Highest Population	100	96	101	104	109	103	108	106	90	101	102	94	
Lowest Population	69	75	83	90	84	84	84	79	73	83	85	82	
Average Daily Population	88	83	92	95	97	93	99	91	79	93	93	88	91
# of days Exceeded (98) Population	1	0	3	6	14	5	19	8	0	6	4	0	66

Gender	Jan	Feb	Mar	Apr	May	Jun	Jul	Aug	Sep	Oct	Nov	Dec	Total
Male	121	141	145	173	127	112	151	150	133	120	124	124	1,621
Female	44	43	52	50	40	38	66	55	40	57	49	44	578
Total	165	184	197	223	167	150	217	205	173	177	173	168	2,199

Felons	42	36	45	53	32	34	45	34	34	35	40	38	468
Male	15	10	13	6	11	12	14	10	7	19	12	10	139
Female	57	46	58	59	43	46	59	44	41	54	52	48	607

Misdemeanors	Jan	Feb	Mar	Apr	May	Jun	Jul	Aug	Sep	Oct	Nov	Dec	Total
Male	76	102	99	111	88	78	103	114	61	74	83	78	1,067
Female	28	30	38	47	30	26	52	42	44	35	34	35	441
Total	104	132	137	158	118	104	155	156	105	109	117	113	1,508

Length of Stay	62	364	180	100	365	80	186	180	160	20	100	25	
Highest	3	2	2	3	3	3	3	3	2	3	3	2	
Lowest	6	20	10	9	15	9	21	11	15	3	6	4	
Average	16	41	33	39	26	24	33	37	33	31	24	28	365
DWI/OMVI	0	0	0	10	0	20	0	0	0	0	10	0	
Highest	0	0	3	0	3	0	0	0	10	1	0	0	
Lowest	0	0	0	0	0	0	0	0	0	0	0	0	
Average	0	3	1	2	1	1	1	0	1	2	2	0	14
DUS	30	9	48	20	0	22	165	20	210	64	48	0	
Highest	0	0	9	0	0	5	5	4	10	2	0	4	
Lowest	0	0	2	0	0	2	7	0	7	4	2	0	
Average	21	14	19	19	18	14	20	25	20	19	9	11	209
Domestic Violence													

Hancock County Sheriff's Office
2014 Statistics
Corrections - Population

Category	Jan	Feb	Mar	Apr	May	Jun	Jul	Aug	Sep	Oct	Nov	Dec	Total
Age Groups													
Under 20	12	12	22	20	14	6	16	12	23	20	14	12	183
21 - 24	27	38	34	42	37	35	48	38	26	28	26	32	411
25 - 29	34	37	42	48	33	33	45	41	32	40	39	33	457
30 - 39	46	50	48	63	42	41	60	62	54	56	53	52	627
40 - Over	46	47	51	50	41	35	48	52	38	33	41	39	521

Race	Jan	Feb	Mar	Apr	May	Jun	Jul	Aug	Sep	Oct	Nov	Dec	Total
White	129	142	152	163	114	104	162	153	136	133	130	127	1,645
Black	21	29	30	41	41	33	26	28	25	33	25	22	354
Hispanic	15	12	15	17	11	11	29	22	9	9	18	16	184
Asian	0	0	0	0	0	0	0	2	2	2	0	2	8
American Indian	0	1	0	1	1	1	0	0	0	0	0	1	5
Other	0	0	0	1	0	1	0	0	1	0	0	0	3

Marital Status	Jan	Feb	Mar	Apr	May	Jun	Jul	Aug	Sep	Oct	Nov	Dec	Total
Married	37	32	38	38	32	33	37	45	35	30	33	37	427
Single	105	123	134	153	111	96	142	125	111	122	117	112	1,451
Divorced	22	25	22	29	21	19	37	34	26	23	22	18	298
Widowed	1	4	3	3	3	2	1	1	1	2	1	1	23

Offenses	Jan	Feb	Mar	Apr	May	Jun	Jul	Aug	Sep	Oct	Nov	Dec	Total
Violent	8	9	8	15	12	4	13	8	4	7	8	6	102
Property	14	7	14	11	10	8	15	11	13	20	15	9	147
Drug	24	29	27	45	29	30	36	36	21	37	29	30	373
Alcohol	26	55	48	31	32	31	48	64	46	38	26	34	479
Fines & Costs	0	0	0	0	0	0	0	0	0	0	0	0	0
Public Order Offenses	1	4	2	3	4	8	4	2	5	3	3	4	43
Traffic	39	62	51	60	48	36	61	54	28	40	47	40	566
Parole	0	3	9	4	1	1	5	1	1	4	2	1	32
Child Support	8	5	10	9	6	7	9	8	7	8	20	15	112
Miscellaneous	70	51	69	55	52	46	64	54	53	50	50	61	675

Total Number of Recidivisms	Jan	Feb	Mar	Apr	May	Jun	Jul	Aug	Sep	Oct	Nov	Dec	Total
1st Time	52	61	67	73	58	38	67	62	55	50	53	47	683
2 or 3 Times	37	40	46	52	41	34	59	57	42	46	35	39	528
4 or 5 Times	26	24	20	35	21	26	28	22	24	30	23	16	295
6 or 7 Times	11	17	11	15	12	18	19	13	12	15	20	19	182
8 or 9 Times	6	10	11	7	10	4	16	12	14	7	10	11	118
10 or More Times	33	32	42	41	25	30	28	39	26	29	32	36	393

Meal Service	Jan	Feb	Mar	Apr	May	Jun	Jul	Aug	Sep	Oct	Nov	Dec	Total
# of Prisoner Meals Served	6,877	7,193	9,351	7,953	8,246	9,614	7,945	8,063	9,994	7,700	7,691	9,174	99,801

Hancock County Sheriff's Office
2014 Statistics
Corrections - Program Participation

	Jan	Feb	Mar	Apr	May	Jun	Jul	Aug	Sep	Oct	Nov	Dec	Total
Mental Health													
Alcohol/Drug Interdiction - Male	0	0	0	0	0	0	0	0	0	0	0	0	0
Alcohol/Drug Interdiction - Female	0	0	0	0	0	0	0	0	0	0	0	0	0
Emotions Management	0	0	0	0	0	0	0	0	0	0	0	0	0
# Referred for One on One Counseling	122	148	148	179	150	160	153	135	89	159	124	84	1,651
Off-Site Mental Health Counseling	0	0	0	0	0	0	0	0	0	2	0	1	3

General													
Alcoholics Anonymous	28	19	37	55	60	45	68	56	68	71	29	47	583
GED	4	11	5	2	1	4	7	6	5	7	3	4	59
Literacy	0	0	0	0	0	0	0	0	0	0	0	0	0
OT Program (Male)	24	28	62	24	24	0	66	64	56	24	40	24	436
OT Program (Female)	0	0	0	0	0	0	16	16	22	0	0	0	54
Dad's Coaching Clinic	1	16	23	7	6	16	5	17	16	5	2	0	114
Art Program	0	15	0	0	1	0	0	0	0	0	0	0	16
Domestic Violence Class (Male)	4	11	15	29	16	16	23	9	15	22	8	7	175
Domestic Violence Class (Female)	15	10	8	25	20	14	16	6	10	22	15	10	171

Library													
Number of Visits	302	215	267	257	258	400	253	290	186	321	299	262	3,310
Number of Books Issued	450	329	391	384	459	444	424	430	295	468	428	376	4,878
Number of Bibles Issued	23	12	17	50	37	27	34	59	14	33	29	10	345
Number of Comics Issued	39	73	57	49	18	0	0	0	0	0	0	0	236

Religious													
Bible Study (Males)	22	20	23	7	38	28	9	16	13	15	16	24	231
Bible Study (Females)	15	24	24	16	16	19	24	19	28	26	20	14	245
Protestant Church Services	0	39	34	41	49	56	56	37	35	43	43	40	473
Catholic Church Services	0	0	0	0	0	0	0	10	0	0	0	0	10
Female Catholic Visits	0	0	0	0	0	11	0	0	3	0	0	9	23

Hancock County Sheriff's Office
2014 Statistics
Corrections - Program Participation

	Jan	Feb	Mar	Apr	May	Jun	Jul	Aug	Sep	Oct	Nov	Dec	Total
Medical	145	172	172	202	144	159	197	175	149	173	163	131	1,982
Receiving Screens	79	65	98	102	103	117	138	83	96	117	96	103	1,197
Medical Requests	4	5	7	10	4	6	4	4	3	3	6	4	60
Phone Calls to Doctor	8	5	4	8	5	9	9	5	6	6	11	9	85
Office Transports (TW)	12	10	8	9	9	12	11	8	12	14	16	12	133
Prison / Jail Transports	71	68	74	79	63	84	96	87	47	107	64	75	915
# Seen by Facility Doctor	64	56	58	93	72	55	48	48	32	42	34	51	653
# Seen by Facility Nurse	67	71	74	114	83	55	51	47	20	24	42	63	711
# Seen by Officer	0	0	0	0	1	1	2	1	0	1	4	0	10
Responded to Accidents	20	9	16	51	37	21	6	20	31	23	3	43	280
Number of TB Tests	0	0	0	0	0	0	0	0	0	0	0	0	0
TB Tested Positive	21	54	38	109	56	52	88	42	28	48	20	27	583
Daily Count Diabetics	1	3	2	2	1	1	1	1	3	1	1	0	17
Number of Lab Tests	71	53	69	74	88	86	101	85	73	81	64	85	930
Mental Health Requests	3	5	9	11	17	4	10	6	9	12	10	5	101
Prescriber Called	0	0	0	0	0	0	0	0	0	0	0	0	0
# of Prescriptions Filled	0	0	0	0	0	0	0	0	0	0	0	1	1
# of Psychotropic Prescriptions Filled	22	22	20	23	23	22	25	21	16	18	20	22	254
Avg# Inmates Receiving Psychotropic Meds	39	52	64	109	64	72	96	54	36	35	20	24	665
# Inmates on Special Diets	1	1	0	0	0	1	1	1	1	1	0	0	6
# Off-Site Long Term Mental Health Trtmt													
(Northcoast Behavioral Center - Toledo)	1	3	2	2	2	4	4	0	1	4	4	2	29
# Off-Site Medical Care													
(ER, Doctor's Office, Dentist)													

Inmate Worker Program	12	12	33	18	22	26	22	30	31	24	35	20	285
# of Male Prisoners	7	12	15	16	13	17	15	14	14	14	11	8	156
# of Female Prisoners	0	0	0	2	3	4	0	3	0	2	3	0	17
# of Outside Work Details	15	13	46	32	44	30	40	34	33	29	29	21	366
# of Car Washes/Waxes Completed													

Hancock County Sheriff's Office
2014 Statistics
Miscellaneous Administrative Statistics

Category	Jan	Feb	Mar	Apr	May	Jun	Jul	Aug	Sep	Oct	Nov	Dec	Total
Records													
Reports Processed	442	363	392	297	396	393	383	380	291	354	251	349	4,291
Public Record Requests	117	54	48	45	54	52	56	75	65	67	38	75	746
Local Background Checks	40	36	28	28	24	31	15	30	52	52	41	42	419

General Fund Expenditures													
General Office	\$ 90,515.67	\$ 30,496.87	\$ 43,721.72	\$ 39,832.47	\$ 35,402.08	\$ 36,644.50	\$ 40,985.87	\$ 57,822.36	\$ 49,214.44	\$ 35,157.63	\$ 34,731.08	\$ 33,184.02	\$ 527,708.51
Enforcement	\$ 349,980.77	\$ 219,058.37	\$ 209,362.57	\$ 221,614.44	\$ 209,242.81	\$ 208,296.27	\$ 215,492.18	\$ 291,384.27	\$ 216,856.03	\$ 206,044.11	\$ 261,465.79	\$ 223,323.10	\$ 2,892,120.71
Transport Warrant	\$ 44,973.51	\$ 31,717.04	\$ 32,654.97	\$ 34,678.49	\$ 32,215.08	\$ 31,816.58	\$ 32,414.74	\$ 49,139.99	\$ 33,517.79	\$ 33,948.36	\$ 33,516.48	\$ 30,815.60	\$ 420,808.63
Total Enforcement	\$ 485,469.95	\$ 281,272.28	\$ 285,739.26	\$ 296,125.40	\$ 276,859.97	\$ 276,757.35	\$ 288,992.59	\$ 398,348.62	\$ 299,588.26	\$ 274,550.10	\$ 329,713.35	\$ 287,322.72	\$ 3,780,637.85
Corrections	\$ 361,323.39	\$ 231,047.83	\$ 243,043.21	\$ 267,955.99	\$ 234,300.72	\$ 221,126.09	\$ 252,032.31	\$ 305,339.14	\$ 250,448.35	\$ 247,948.79	\$ 251,803.39	\$ 264,195.72	\$ 3,130,564.93
ROC	\$ -	\$ -	\$ -	\$ -	\$ -	\$ -	\$ -	\$ -	\$ -	\$ -	\$ -	\$ -	\$ -
Total Gen'l Fund Expenditures	\$ 846,793.34	\$ 512,320.11	\$ 528,782.47	\$ 564,081.39	\$ 511,160.69	\$ 497,883.44	\$ 540,924.90	\$ 703,685.76	\$ 550,036.61	\$ 522,498.89	\$ 581,516.74	\$ 551,518.44	\$ 6,911,202.78

General Fund Receipts													
Fees & Fines Collected	\$ 9,097.43	\$ 5,648.98	\$ 14,109.68	\$ 13,201.39	\$ 10,301.60	\$ 10,235.45	\$ 10,549.72	\$ 8,288.58	\$ 9,767.40	\$ 12,533.07	\$ 13,006.41	\$ 7,311.06	\$ 124,050.77
Security Contracts - General Fund	\$ 4,051.74	\$ 2,508.22	\$ 3,683.40	\$ 2,929.18	\$ 3,227.36	\$ 2,902.87	\$ 2,941.59	\$ 4,218.37	\$ 1,262.88	\$ 5,472.48	\$ 4,620.09	\$ 1,694.64	\$ 38,912.82
Prisoner Housing	\$ 43,714.53	\$ 40,456.76	\$ 51,537.73	\$ 42,303.65	\$ -	\$ -	\$ 210,551.62	\$ 50,349.96	\$ 130,515.58	\$ 55,608.00	\$ 55,958.95	\$ 58,086.00	\$ 739,082.68
Resident Housing	\$ 25.00	\$ 25.00	\$ 25.00	\$ 25.00	\$ 25.00	\$ 25.00	\$ 25.00	\$ 25.00	\$ 25.00	\$ 25.00	\$ 25.00	\$ 25.00	\$ 300.00
Other	\$ 7,146.91	\$ 1,289.00	\$ 7,780.61	\$ 475.00	\$ 4,256.63	\$ 1,734.92	\$ 1,898.15	\$ 5,582.83	\$ 6,209.09	\$ 3,244.62	\$ 792.50	\$ 4,981.37	\$ 45,391.63
Total to General Fund	\$ 64,035.61	\$ 49,927.96	\$ 77,136.42	\$ 56,934.22	\$ 17,810.59	\$ 14,898.24	\$ 225,366.08	\$ 68,484.74	\$ 147,779.95	\$ 76,883.17	\$ 74,402.85	\$ 72,098.07	\$ 947,737.90

Grant Funds Received	\$ 3,111.03	\$ 3,562.59	\$ 3,353.94	\$ 2,255.62	\$ 2,490.56	\$ 1,390.80	\$ 5,807.08	\$ 914.62	\$ 37,048.39	\$ 3,763.75	\$ 1,557.15	\$ 5,920.00	\$ 71,175.53
Security Contracts - Special Fund	\$ -	\$ 5,612.80	\$ 12,628.80	\$ 5,612.80	\$ 7,016.00	\$ 5,612.80	\$ -	\$ 12,628.80	\$ 5,612.80	\$ 5,612.80	\$ 7,016.00	\$ -	\$ 67,353.60

Special Fund Receipts	\$ 14,264.25	\$ 19,105.93	\$ 14,732.19	\$ 17,175.19	\$ 13,223.32	\$ 9,738.32	\$ 16,048.84	\$ 11,808.86	\$ 9,523.10	\$ 11,830.52	\$ 11,419.19	\$ 9,546.57	\$ 158,416.38
Receipts	\$ 81,410.89	\$ 78,208.28	\$ 107,851.35	\$ 83,877.83	\$ 40,540.47	\$ 31,640.16	\$ 247,222.00	\$ 93,817.12	\$ 199,964.24	\$ 98,090.24	\$ 94,395.19	\$ 87,564.64	\$ 1,244,683.41