

## Making Your Artwork Files Print-Ready

### Colour label with hot-foil stamping

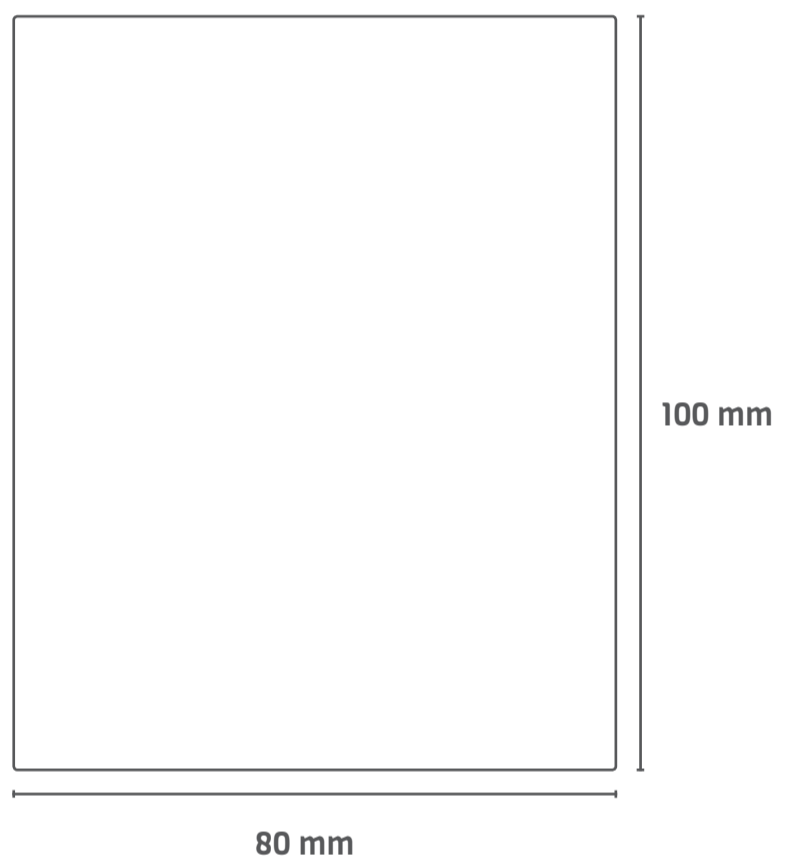
Please incorporate a 2,5mm border around the data to allow for cutting.  
For a white undercoat or an opaque white print, please select 'HPI-White' within the 'spot colour' menu. For an hot-foil please select 'hotfoil' within the 'spot colour' menu.

Please illustrate the die cutter by selecting 'cutter' from within the 'spot colour' menu.  
Please ensure that the die cutting layer is placed above all others and can be seen.

### Printing Data





### Sample size



### Hot-foil stamping/Cutting tool



-  Hot-foil stamping (spot colour: hotfoil)
-  Cutting tool (spot colour: cutter)