



PRODUCT CATALOGUE



WE DON'T EXPECT YOUR TRUST – WE INTEND TO EARN IT



Video of 108 years
of cleaning

Trust is about living up to your expectations. Since 1906, Nilfisk has never compromised in striving for perfection. We have a strong history of innovation and determination that enables us to offer professionals only the very best in cleaning solutions. We make no compromises when helping you improve performance and working conditions while continuously reducing your costs and environmental impact.

Our culture is to bring quality and reliability to the highest levels through innovative cleaning solutions by leveraging our market knowledge. We are committed to providing optimal customer satisfaction through our dynamic business platform – from product development, production and delivery to after-sales service.

As your professional business partner, we must constantly innovate our business in order to strengthen yours. This is a promise Nilfisk-Advance makes to you as your trusted partner.

Read more about our company on www.nilfisk-advance.com

” *It is important for us that the machines we use are reliable and offer solid performance. Nilfisk delivers this. On top of this we also receive support in machine selection, reliable technical support and the instant availability of spare parts.* **“**

UNIVERSAL CLEANING, RUSSIA

Contract Cleaning Company with offices in all of the federal states of Russia.

MS. KONSTANTINOVA JYLIYA

General Manager
Yekaterinburg, Russia

WE WORK HARD TO BE YOUR PREFERRED CHOICE

We are committed to helping you achieve your business objectives by keeping our focus on quality, innovative product development and a strong supply chain. In order to succeed we complete comprehensive analysis, engage in productive partnerships and in dialogue with you as customer. We use this input to meet your needs for efficient and productive equipment of the highest standard that is reliable and easy to use.



MANUFACTURING

– multiple tasks, one cleaning partner

In the processing industry you depend on only the best technical and economical solutions to perform multiple cleaning tasks in diverse production areas. Nilfisk have for many years been trusted by main players in the industry as supplier of the best cleaning systems for both light and heavy manufacturing. Our standard and tailored solutions will help you maintain a clean, safe and productive manufacturing facility, indoor or outdoor. Our machines are built to last, are easy to use and guarantee you lower costs of ownership as well as increasing productivity. We offer flexible performance regulation and enhanced safety with certified technologies.

CONTRACT CLEANERS

– top performance in a competitive market

We strive to strengthen your competitive position with user-friendly and innovative solutions that improve your performance and customer relations. As your reliable partner we engage in fast and personal service in order to assist you in delivering results and hygiene levels. Our low noise, reliable and flexible equipment help you to increase your productivity by cleaning faster and more discreetly. By meeting your changing needs through reducing use of labour, time, detergent etc, we can reduce your operational costs.

PRIVATE AND PUBLIC INSTITUTIONS

Securing a clean, safe and attractive environment

We help you provide a professional cleaning service for your patients, citizens, pupils, residents, clients etc. with solutions that keep your facilities clean, safe and attractive – indoor and outdoor. You are able to clean in congested spaces without disrupting people with low noise and highly manoeuvrable machines, whilst maintaining a superior air quality. Best practice will help you maintain streets, parks and other public places and portray a clean, professional image. Our economical solutions minimise your use of resources such as detergent, time, water, and energy, whilst still maintaining your quality of cleaning.

OUR GREEN AGENDA WILL BENEFIT YOURS

We see sustainability as a part of our sound business practice. When we reduce consumption of resources, it will benefit both you and the environment.

Our cleaning machines naturally consume energy, water and in certain product areas also detergents. Accordingly, we are making our contribution to a better environment by designing equipment that cleans efficiently and to the same high Nilfisk standard using fewer resources. It is our goal to accomplish more with less - meaning reducing cost for you as our customer whilst simultaneously improving our environmental footprint.



RELIABLE MACHINES THAT GO THE DISTANCE

Product development is one of our core competencies. Patient listening, careful analysis, innovative thinking based on a century of cleaning expertise all come together in products that represent the best you can get. Reliability is the key component to all our products. It is what sets us apart and makes our products unique. We achieve it by applying the strictest standards in the industry giving you reliable machines made of quality materials and for a prolonged lifetime. We make the effort in order to support your sustainability agenda.

ENVIRONMENTAL PRODUCT IMPROVEMENTS

Based on a century of cleaning experience, we develop new productive, easy-to-use, reliable products with improved environmental performance. Our objective is to accomplish more with less - meaning reducing your costs, while also benefitting the environment. In 2012, 71% of our product launches included environmental improvement on energy, water, detergent or disposal.

NILFISK ECOFLEX OFFERS SUSTAINABLE TECHNOLOGY

With the flexible Nilfisk Ecoflex system, you get the most out of your resources — from water and detergent to time and equipment. Different facilities require different cleaning. By applying just the right blend of brush pressure, water or detergent, the Ecoflex System is the professional and green solution to any cleaning challenge. The Ecoflex System effortlessly switches between different cleaning intensities in one, easy pass. Flexibility means getting more functionality out of one machine. You'll save time, use fewer machines, and reduce water and detergent consumption. Today's increasing demands for cost efficiency are tough to meet. Now you can do more with less.

REDUCED NOISE MAKES DAYTIME CLEANING POSSIBLE

Daytime cleaning is genuinely sustainable cleaning. Therefore, we are constantly working on removing the main obstacle – the noise. Our low noise machines will help you reduce your overall cleaning costs and improve the surrounding indoor environment for customers and employees.

EFFECTIVE FILTERS IMPROVE YOUR INDOOR ENVIRONMENT

Nilfisk has one of the broadest ranges of filters in the world, helping us to focus on improving your indoor environment. The HEPA filter holds 99.95% of 0.1 micron particles. The ULPA filter holds up to 99.9995%. We have furthermore developed two filter cleaning systems that retain suction power, prolong filter lifetime and minimise downtime. The result is high performance coupled with time and cost efficiency – all to your benefit.

CHOOSE A RELIABLE PARTNER

Our environmental efforts in all European and Asian production sites are controlled through our ISO 9001 and ISO 14001 certifications.

ISO 9001 ensures a standardised approach to the basic handling of production by ensuring specific standards.

ISO 14001 ensures environmental stewardship, and requires an environmental management system which addresses processes and activities related to management and control of environmental everyday tasks.

WE REDUCE CO2 EMISSIONS

Our internal consumption of resources is an area of environmental focus. Our objective is to reduce our CO2 emission by 5% annually. The last two years, we have succeeded in reducing our CO2 emissions by 7%.

WE SET STANDARDS

At Nilfisk-Advance we are committed to setting standards for our industry and the cleaning services we offer you. We are represented through relevant external bodies which include committees for technology development, technical standards and industry associations both locally, regionally and globally.

AN EXTENDED PARTNERSHIP OF COMMITMENT – BENEFITING YOU!

You get the highest environmental commitment when choosing to do business with us. Nilfisk-Advance is the proud signatory to the United Nations Global Compact and its ten principles on Human Rights, Labour Rights, Environment and Anti-Corruption. The commitment extends into the Nilfisk-Advance's supply chain, where 50% of our procurement is with suppliers who agree to the 10 principles.

TRUST IN PROVEN PERFORMANCE



Nilfisk quality and reliability

Reliability is a key component of all our products and of our partnership with you. It means that you can rely on us when setting the highest standards in productivity, as we set the highest standards in performance. Reliability is in the DNA that defines our products, services suppliers and not least what characterises the employees within our organization – reliability is simply our business.

WE IMPLEMENT YOUR NEEDS IN OUR PRODUCT DEVELOPMENT

At Nilfisk, we treat innovation as a vision that empowers us to bring reliability and quality to a higher level, providing true customer benefits. Innovation begins in product development – our core business. Here, we practise careful analysis, creative thinking and patient listening to the feedback from our customers. We evaluate this valuable information together with a century of cleaning expertise, transforming it into quality developments that make our product range best in class and your preferred choice.

RELIABILITY IS NOT JUST A WORD – IT'S AN EXPECTATION

A partnership is a long term investment that builds on trust. We put ourselves and our suppliers through the strictest quality programs in order to meet your needs, not only today but also in the future. We set the same high standards in both our production and development areas through our expertise and in-depth market knowledge and experience. We implement both short- and long-term testing procedures through our highly trained and experienced employees, and all test data and results are carefully recorded and analysed before being placed into a database to support current and future projects – at Nilfisk, we believe that a solid past is the foundation for a strong future.



COMMERCIAL VACUUM CLEANERS

VP300 Eco	12
VP300 HEPA	12
HDS 1005	13
GD 930	13
UZ 964	14
GD 5/10 BACK	14
GD 5 FLY	15
GU 355-2/455-2	15
GU 700A	16
VL200	16
VL500 series	17

INDUSTRIAL VACUUM CLEANERS

GM 80P	21
IVB 3H	21
IVB 5H	22
IVB 961-0L	22
IVB 965 SD XC	23
IVB 7X ATEX Type 22	23
IVB 995 ATEX	24

FILTER CLEANING SYSTEM

PROFESSIONAL STEAMERS

SO 4500	28
SV 8000	28
SDV 4500	29
SDV 8000	29
MD 4500	29
MD 8000	29

ECOFLEX CLEANING SYSTEM

SCRUBBER/DRYER

CA 240/330	36
CA 340	36
SC351	37
SC400	37
SC450	38
BA 531	38
BA/CA 551/611	39
BA 651/751/851	40
SC800	40
SC1500	41

BR 652/752	42
BR 755/755C/855	42
BR 850S/1050S	43
BR 1100S/1300S	44
SC8000	45

COMBINATION MACHINES

CS7000	49
CR 1500	49

BATTERIES

ECO BRILLIANCE PADS

ECO PADS

OUTDOOR UTILITY MACHINES

RS501	58
RS851	58
Park Ranger 2150	59
City Ranger 2250	59
City Ranger 3500	60

SWEEPERS

SM 800	66
SW 750	66
SW900	67
SR 1000S	67
SR 1101	68
SW4000	68
SR 1301	69
SR 1450	69
SR 1601	70
SW8000	71
SR 2000	71

SINGLE-DISCS

510B/510B3	77
FM400 L	77
PS 333A	78
FM400 H	78
FM400 D	79

BURNISHERS

BU500	79
BU800	80
UHR 70-1700	80

CARPET EXTRACTORS

AX 14	84
AX 410	84

FLEXIBILITY IN PURCHASE OPTIONS

CORPORATE RESPONSIBILITY

GREEN MEETS CLEAN

SERVICE

PRODUCT OVERVIEW



VP300 eco
Commercial vacs



VP300 HEPA
Commercial vacs



HDS1005
Commercial vacs



GD930
Commercial vacs



UZ964
Commercial vacs



GD5 FLY
Commercial vacs



GD5/10 BACK
Commercial vacs



GU 355-2/455-2
Commercial vacs



GU700A
Commercial vacs



VL200
Commercial vacs



VL500-35
Commercial vacs



VL500-55
Commercial vacs



VL500-75
Commercial vacs



GM80P
Industrial vacs



IVB 3H
Industrial vacs



IVB 5H
Industrial vacs



IVB 961-0L
Industrial vacs



IVB 965 SD XC
Industrial vacs



IVB 7X - ATEX TYPE 22
Industrial vacs



IVB 995 ATEX TYPE 22
Industrial vacs



Nilfisk SO4500
Steam cleaners



Nilfisk SV8000
Steam cleaners



Nilfisk SDV
Steam cleaners



Nilfisk MD
Steam cleaners



CA240/330
Scrubber/Dryers



CA340
Scrubber/Dryers



SC351
Scrubber/Dryers



SC400
Scrubber/Dryers



SC450
Scrubber/Dryers



BA531
Scrubber/Dryers



BA/CA 551/611
Scrubber/Dryers



BA651/751/851
Scrubber/Dryers



SC800
Scrubber/Dryers



SC1500
Scrubber/Dryers



BR652/752/752C
Scrubber/Dryers



BR755/755C/855
Scrubber/Dryers

PRODUCT OVERVIEW



BR850S/1050S
Scrubber/Dryers



BR1100S/1300S
Scrubber/Dryers



SC8000
Scrubber/Dryers



CS7000
Combination machines



CR1500
Combination machines



RS502
Outdoor road sweeper



RS851
Outdoor road sweeper



PARK RANGER 2150
Outdoor park ranger



CITY RANGER 2250
Outdoor city ranger



CITY RANGER 3500
Outdoor city ranger



SM800
Sweepers



SW750
Sweepers



SW900
Sweepers



SR1000S
Sweepers



SR1101
Sweepers



SW4000
Sweepers



SR 1301
Sweepers



SR1450
Sweepers



SR1601
Sweepers



SW8000
Sweepers



SR2000
Sweepers



FM400 L
Single discs



510B/510B-3
Single discs



PS333A
Single discs



FM400 H
Single discs



FM400 D
Single discs



BU500
Burnishers



UHB51-1500
Burnishers



UHR70-1700
Burnishers



AX14
Carpet extractors



AX410
Carpet extractors

TOTAL CARE PROGRAMME FOR CONTRACT CLEANERS

The Total Care Programme is comprised of three elements – each designed to help you solve your cleaning tasks as smoothly and cost-efficiently as possible.

We believe that assisting you with the broad range machine-related challenges you face will save you time, hassle and money. Nilfisk will help you improve your efficiency and cut costs.

THREE ELEMENTS OF OPTIMISATION

Nilfisk Total Care Programme offers you an all-round solution based on three complementary factors, each designed to raise the level of cost-effectiveness in your business.

CLEANING EXCELLENCE

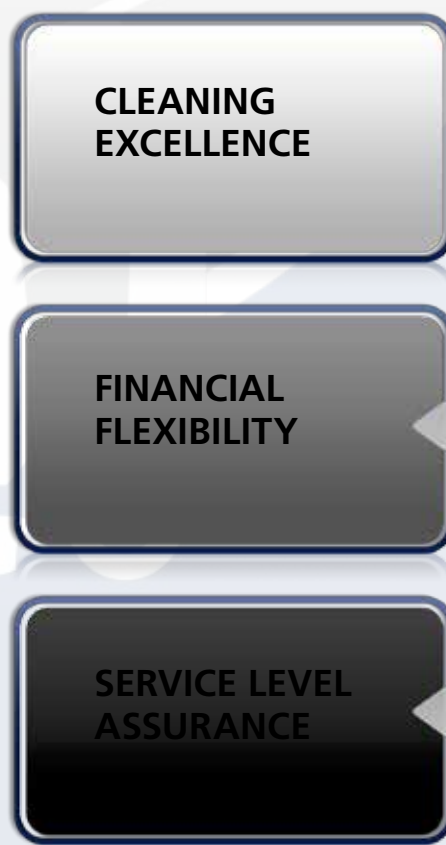
Cleaning Excellence helps you determine the most efficient set-up for your cleaning task. Expect to save time and money from the initial evaluation, all the way through to the day-to-day operation including the TrackClean fleet management services. Cleaning Excellence looks at a comprehensive range of variables such as labour costs, time allowances and spatial parameters, to determine the most cost effective solutions based on Nilfisk's industry-leading machines and expertise.

FINANCIAL FLEXIBILITY

Financial Flexibility enables you to select the ideal financing solution for your specific situation: machine purchase, financial leasing, long-term rental and short-term rental are all options.

SERVICE LEVEL ASSURANCE

Service Level Assurance is all about backing the products we provide with superb industry-leading service and support. The goal is to keep your downtime to an absolute minimum. As your partner at every stage of the process, Nilfisk offers unrivaled customer care to help ensure effective cleaning results in an efficient way.



COMMERCIAL VACUUM CLEANERS

GET HIGH SUCTION POWER FROM HIGH FILTER QUALITY

Nilfisk vacuum cleaners are designed with your operator in mind. They have a compact design, are easy to use, highly manoeuvrable and sturdy in order to ensure you reliable use year after year. Furthermore, our high quality filters ensure powerful suction and efficient filtration.



LOW ENERGY CONSUMPTION

The prestige of the Nilfisk design is recognised worldwide. In addition to their special designs, Nilfisk vacuum cleaners are all quiet and offer you powerful vacuuming with low energy consumption.

LOW NOISE LEVEL WILL HELP YOU SAVE ON CLEANING COSTS

Daytime cleaning has always made sense. But previously noisy, cumbersome cleaning equipment made it impractical. Due to well-designed and low-noise Nilfisk vacuum cleaners, daytime cleaning is not only possible, it is the smart thing to do!

POWERFUL AND RELIABLE NILFISK MAIN MOTORS

The Nilfisk motors are robust and tough with very powerful vacuuming capacity and low sound levels. They are based on an industrial design dedicated to professional cleaning. An unprotected vacuum motor, however powerful it may be, has a limited lifespan. To protect it, it needs to be fitted with a good main filter that holds the particles and prevents the motor from being damaged.

IMPROVE YOUR INDOOR ENVIRONMENT WITH THE EFFECTIVE NILFISK RANGE OF FILTERS

A filtration system is defined as a series of successive stages for retaining the dust: the bag, the main filter, the exhaust filter. Nilfisk has one of the broadest range of filters in the world. The HEPA filter holds 99.95% of 0.1 micron particles. The ULPA filter holds up to 99.9995%. It is used in high risk areas where particle discharge into the atmosphere has to be controlled.

TABLE OF CONTENTS - COMMERCIAL VACUUM CLEANERS

VP300 Eco	12
VP300 HEPA	12
HDS 1005	13
GD 930	13
UZ 964	14
GD 5/10 Back	14









GD 5 FLY	15
GU 355-2/455-2	15
GU 700A	16
VL200	16
VL500	17
Accessories	19

PRODUCT SELECTOR - VACUUM CLEANERS

THE PERFECT VACUUM CLEANER IS GOOD BUSINESS

Your choice of vacuum cleaner will vary depending on the use, the operator and the surrounding environment. Whichever model you choose, we guarantee reliability as well as user- and eco-friendly productivity. Find the vacuum cleaner that meet your needs in the following product selector.

SUGGESTED APPLICATIONS AND INDUSTRIES









Vacuum cleaner model	Dry dust						Up-rights	
	VP300 Eco	VP300 HEPA	HDS1005	GD 930	VL200	GM 80P	GU 355/455	GU 700A
					 <small>Not available in UK/IE</small>			
CONTRACT CLEANING (OFFICES, BANKS ETC.)	•	•	•	•	•	•	•	•
HOTELS, RESTAURANTS & CATERING	•	•	•	•	•	•	•	•
PUBLIC BUILDINGS (SCHOOLS, HOSPITALS ETC.)	•	•	•	•	•	•	•	•
RETAIL	•	•	•	•	•	•	•	
AUTOMOTIVE & TRANSPORTATION					•	•		
BUILDING & CONSTRUCTION					•			
MANUFACTURING					•	•		
AGRICULTURE					•			
WET PICK-UP					•			
SMALL AREA CLEANING (LIGHT - MEDIUM DUTY)	•	•	•	•	•	•	•	
LARGE AREA CLEANING (MEDIUM - HEAVY DUTY)			•	•		•	•	•
OPEN SPACED CLEANING (HEAVY DUTY)								•
HARD TO REACH AREAS								
HAZARDOUS DUST (L, M & H-CLASS, ASBESTOS)						•		
ATEX ZONE 22 (EXPLOSIVE DUST)								
FLOOD PUMPING								

KEY FEATURES / BENEFITS

Vacuum cleaner model	Dry dust						Up-rights	
	VP300 Eco	VP300 HEPA	HDS1005	GD 930	VL200	GM 80P	GU 355/455	GU 700A
HEPA FILTER - STANDARD OR OPTIONAL		•	•	•		•	•	
BATTERY								
BAGLESS	•					•		
REDUCED SOUND LEVEL	•	•	•	•				
LIGHT WEIGHT	•	•						
PORTABLE								
DUAL-MOTOR - POWER BOOST							•	•
FILTER CLEANING SYSTEM								
HIGH FILLING CAPACITY	•	•	•	•				•
ATEX CERTIFIED								
TWO-SPEED/ VARIABLE SPEED			•	•				
HEAVY DUTY CONSTRUCTION				•		•		
"GREEN" POWER SUPPLY	•			•				
PRICE-FIGHTER	•							

PRODUCT SELECTOR - VACUUM CLEANERS

SUGGESTED APPLICATIONS AND INDUSTRIES

Vacuum cleaner model	Portable			Wet & dry				
	GD 5/10	GD 5 Battery	UZ 964	VL500	IVB 3	IVB 5 Series	IVB 7	IVB 9 Series
								
CONTRACT CLEANING (OFFICES, BANKS ETC.)	•	•	•	•		•		
HOTELS, RESTAURANTS & CATERING	•	•	•	•		•		
PUBLIC BUILDINGS (SCHOOLS, HOSPITALS ETC.)	•	•	•	•	•	•	•	•
RETAIL	•	•	•	•				
AUTOMOTIVE & TRANSPORTATION	•	•	•	•	•	•	•	•
BUILDING & CONSTRUCTION				•	•	•	•	•
MANUFACTURING				•	•	•	•	•
AGRICULTURE				•		•	•	•
WET PICK-UP				•	•	•	•	•
SMALL AREA CLEANING (LIGHT - MEDIUM DUTY)	•	•	•		•	•		
LARGE AREA CLEANING (MEDIUM - HEAVY DUTY)	•			•		•	•	•
OPEN SPACED CLEANING (HEAVY DUTY)				•			•	•
HARD TO REACH AREAS	•	•	•					
HAZARDOUS DUST (L, M & H-CLASS, ASBESTOS)					•	•	•	•
ATEX ZONE 22 (EXPLOSIVE DUST)							•	•
FLOOD PUMPING				•				

KEY FEATURES / BENEFITS

Vacuum cleaner model	Portable			Wet & dry				
	GD 5/10	GD 5 Battery	UZ 964	VL500	IVB 3	IVB 5	IVB 7	IVB 9
HEPA FILTER - STANDARD OR OPTIONAL	•		•	•	•	•	•	•
BATTERY		•						
BAGLESS				•	•	•	•	•
REDUCED SOUND LEVEL		•	•		•	•	•	
LIGHT WEIGHT	•		•		•			
PORTABLE	•	•	•					
DUAL-MOTOR - POWER BOOST				•				•
FILTER CLEANING SYSTEM					•	•	•	•
HIGH FILLING CAPACITY				•		•	•	•
ATEX CERTIFIED							•	•
TWO-SPEED/ VARIABLE SPEED				•	•	•	•	•
HEAVY DUTY CONSTRUCTION				•	•	•	•	•
"GREEN" POWER SUPPLY		•	•					
PRICE-FIGHTER								

COMMERCIAL VACS



VP300 ECO

A basic, well-built thoroughly reliable unit

- Low noise level of 50 dB(A)* creates less disturbance and enables daytime cleaning
- Eco friendly 900w fan unit allows us to reduce power by 25% yet still achieve an excellent cleaning efficiency
- Weighs just 5.2 kg*(machine only)for easy portability Best in class filling capacity.10 litre container with 8 litre dust bag net filling
- Entire machine, including hose and wand, can be carried safely and comfortably in one hand
- Superbly designed for simplicity and effective cleaning at an economic price

The Nilfisk VP300 Eco is a basic, well-built, thoroughly reliable unit that can be relied upon to do the job day in day out. It is ideal for cleaning offices, hotel rooms, retail outlets, and similar light to medium duty applications.



VP300 HEPA

Certified HEPA filter. A basic, well-built, thoroughly reliable unit

- Certified HEPA filter
- Orange detachable cord for safety and easy maintenance
- Best in class filling capacity, which means less time spent changing dust bags
- Weighs just 5.3 kg* making it easy to move from place to place
- Low sound pressure level of just 50 dB(A) makes this vacuum suitable for daytime cleaning
- Secure accessory and power cord storage and rear mounted tool parking

The Nilfisk VP300 HEPA is the latest member of the VP300 series of basic commercial vacuum cleaners, suitable for everyday cleaning of light to medium duty applications such as offices, hotel rooms, retail stores, etc.



TECHNICAL SPECIFICATIONS

DESCRIPTION	VP300 ECO UK	VP300 HEPA UK
Item no.	906 0902 010	107402784
RATED POWER (W)	900	1200
SUCTION POWER END OF TUBE (W)	200	260
AIRFLOW (L/SEC)	32	32
VACUUM AT NOZZLE (KPA)	23	23
SOUND PRESSURE LEVEL (DB(A) BS 5415)	50	50
DUST BAG CAPACITY (L)	10	10
CABLE LENGTH (M)	10	10
MAIN FILTER AREA (CM²)	1250	2600
LENGTH X WIDTH X HEIGHT (CM)	39.5x34x39	39.5X34X39
WEIGHT (KG)	5.2	5.3



HDS1005

Powerful yet quiet dry vacuum cleaner. The ideal choice for commercial cleaning tasks

- Powerful 1200 W motor, dual speed
- Very quiet: 55 dB(A) (BS 5415 standard)
- HEPA filter: 99.997% particle retention down to 0.3 microns (HDS 1005)
- Comes complete with hose, tubes and accessories

Nilfisk HDS1005 represents the ideal choice for commercial cleaning tasks. It is thereby the good choice for daily cleaning of carpets and hard floors in hotels, restaurants, offices, recreational facilities and building lobbies.



GD 930 / GD 930Q

Dry vacuum cleaner for effective daily cleaning of large areas

- Extremely quiet, but high cleaning performance
- Rugged, heavy duty construction
- 15 litre dust bag
- Comes complete with hose, tubes and accessories.

Nilfisk GD 930 is a world class dry vacuum cleaner for effective daily cleaning of large areas. GD 930 is the reliable, rugged and stable choice for demanding cleaning applications in hotels, schools, offices and hospitals.

Shhhhhh!!

For even quieter operation in noise sensitive areas such as day time cleaning in offices, hospital ward or vacuuming and cleaning in hotels without disturbing or waking up the guests, the GD 930Q is the right choice for you. Q for sure means quiet and with its fantastic sound level of only 42 dB(A), daytime cleaning will be a true option with GD 930Q.



TECHNICAL SPECIFICATIONS

DESCRIPTION	HDS1005 230V 50HZ	GD 930 TUB VACUUM CLEANER	GD930Q	
Item no.	17460002	905 5305 020	107407218	
RATED POWER (W)	1200	1000	800	
SUCTION POWER END OF TUBE (W)	270/100	270	235	
AIRFLOW (L/SEC)	40/27	35	23-30	
VACUUM AT NOZZLE (KPA)	23	23	21.5	
SOUND PRESSURE LEVEL (DB(A) BS 5415)	52/46	53	47/42	
TANK CAPACITY (L)	-	-	-	
DUST BAG CAPACITY (L)	4,5	15	15	
CABLE LENGTH (M)	15	15	15	
MAIN FILTER AREA (CM²)	1200	4900	12000	
BRUSH DIAMETER (MM)	-	-	-	
LENGTH X WIDTH X HEIGHT (CM)	39x30x36	45x39x33	45x39x33	
WEIGHT (KG)	6	7.5	7.5	

COMMERCIAL VACS

UZ964

Commercial hip vacuum for cleaning in hard-to-navigate areas

- Machine weighs only 2,9 kg
- Left or right hand operation
- Comes complete with hose, tubes and accessories

The obvious choice for vacuum cleaning in theatres, cinemas, shops and coaches and a great complementary duster. UZ964 makes cleaning in hard-to-navigate places easy.



GD 5/10 BACK PACK

Lightweight back pack vacuum cleaner designed for operator comfort, reducing fatigue. Effortless cleaning in noise sensitive areas

- Low sound level for operator comfort and cleaning in noise sensitive areas
- Good filtration with HEPA filter option
- Suitable for left or right handed use
- Containers in different sizes to fit the application
- 15 metre detachable cable with safety release saves time moving to other power sockets
- Lightweight vacuum cleaner and a harness that is ergonomically designed reduce fatigue
- GD Battery offers 30 minutes runtime per battery, offers the freedom to clean in any location

There are many things that should be present in a good backpack vacuum cleaner. It should be light in weight, with even weight distribution, and the noise level must be as low as possible.



TECHNICAL SPECIFICATIONS

DESCRIPTION	UZ964 HIP VAC 230V	GD5 BACK PACK VACUUM	GD 5 BATTERY - COMPLETE	GD10 BACK PACK VACUUM
Item no.	905 2423 010	906 0603 010	906 0650 060	906 0702 010
RATED POWER (W)	700	1300	400	1300
SUCTION POWER END OF TUBE (W)	160	240	100 +/- 10	240
AIRFLOW (L/SEC)	28	41	30	40
VACUUM AT NOZZLE (KPA)	19	24	20	23
SOUND PRESSURE LEVEL (DB(A) BS 5415)	52	59	57	59
TANK CAPACITY (L)	-	-	-	-
DUST BAG CAPACITY (L)	2,2	5	5	10
CABLE LENGTH (M)	15	15	-	15
MAIN FILTER AREA (CM²)	1000	1400	1400	2000
BRUSH DIAMETER (MM)	-	-	-	-
LENGTH X WIDTH X HEIGHT (CM)	37x21x20	38x26x57	38x33x70	38x29x59
WEIGHT (KG)	2,9	4.2	5.2	4.6



GD5 FLY

Compact and ergonomic back vac, specifically for vacuum cleaning aircraft

- HEPA Filter optimising air quality
- Premium harness for increased user comfort
- Lightweight, adjustable aluminium telescopic tube for variable cleaning demands
- High quality nozzles for maximum cleaning efficiency and performance
- Compact design for working in confined areas

Based on the highly successful GD5 platform, the GD5 Fly has been developed expand the back vac portfolio to provide a machine that will support our customers to quickly and thoroughly vacuum clean aircraft.



GU355 DUAL / GU455-DUAL

Our upright design cleans quickly, quietly and effectively. High-grade filtration and a HEPA filter option on all models

- Flat to the floor design for cleaning under furniture
- Built in extension hose and tube for cleaning hard to reach areas
- Excellent filtration system, HEPA available for all variants
- Adjustable brush height to suit all floor surfaces
- Dust bag is easy to change

The Nilfisk GU series of uprights is designed to clean quickly, quietly and efficiently. With high-grade filtration and a HEPA filter option on all models.



TECHNICAL SPECIFICATIONS

DESCRIPTION	GD5 FLY	GU 355 DUAL UPRIGHT VAC	GU 455 DUAL UPRIGHT VAC
Item no.	107402327	906 0402 010	906 0502 010
RATED POWER (W)	800	1200	1200
SUCTION POWER END OF TUBE (W)	126	150	150
AIRFLOW (L/SEC)	29	44	44
VACUUM AT NOZZLE (KPA)	23	24	24
SOUND PRESSURE LEVEL (DB(A) BS 5415)	59	62	62
TANK CAPACITY (L)	-	-	-
DUST BAG CAPACITY (L)	5	4	4
CABLE LENGTH (M)	15	15	15
MAIN FILTER AREA (CM²)	1397	2400	2400
BRUSH DIAMETER (MM)	-	65	65
LENGTH X WIDTH X HEIGHT (CM)	38x26x57	33x35.5x121	33x45.5x121
WEIGHT (KG)	4.2	8.5	8.5

COMMERCIAL VACS

GU 700A

An optimal upright solution for the daily vacuum cleaning of large carpet areas

- 64 cm cleaning path
- 2 vacuum motors
- 1 brush motor
- Built in hose and tube for "hard to reach" areas
- Comes complete with built in accessories

The GU 700A is an optimal upright solution for daily vacuum cleaning of large areas of carpet. It is the right machine to choose when jobs need doing quickly and thoroughly.



VL200

Compact wet&dry vacuum cleaner with filter cleaning

- Push&Clean filter cleaning technology
- Washable PET fleece filter with high filtration efficiency
- Certified HEPA filter available
- MultiFit accessory system with telescopic tube.
- Convenient accessory and cable storage
- Exhaust air blow function
- Stainless steel container option

The Nilfisk VL200 is a compact and easy-to-use wet and dry vacuum cleaner with Push&Clean filter cleaning system and convenient accessory storage. A mobile machine with optional stainless steel container making daily cleaning easy and convenient. VL200 is ideally for smaller cleaning jobs in hotels, contract cleaners, education, exhibition and conference centres as well as public buildings, manufacturing and industrial applications.



TECHNICAL SPECIFICATIONS

DESCRIPTION	GU700A		
Item no.	56330910		
RATED POWER (W)	2250		
SUCTION POWER END OF TUBE (W)	N/A		
AIRFLOW (L/SEC)	52		
VACUUM AT NOZZLE (KPA)	22.2		
SOUND PRESSURE LEVEL (DB(A) BS 5415)	68		
TANK CAPACITY (L)	35		
DUST BAG CAPACITY (L)	35		
CABLE LENGTH (M)	23		
BRUSH DIAMETER (MM)	640		
LENGTH X WIDTH X HEIGHT (CM)	104x75x97		
WEIGHT (KG)	51		



VL500-35

Commercial wet and dry vacuum cleaning - 35L container

- Easy inspection of filters with a hinged motor head to protect the machine and speed up the process.
- The dual filtration system allows the machine to clean both wet and dry. applications without the need to change filter
- Multi fit hose connector, stainless steel tube, accessory storage and nozzle parking.

The Nilfisk VL500 series of wet and dry vacuum cleaners offers performance and reliability that ensure a low total cost of ownership and at the same time, features that make daily cleaning tasks easier, faster and safer.



VL500-55

Commercial wet and dry vacuum cleaning - 55L container

- Empty the container without having to remove the motor for quick and easy operation without risk of damage to critical components.
- By transferring the weight as you lift the container, the Nilfisk Ergo Tipping system enables you to empty a completely filled container of fluid without excessive effort.
- Easy changing of filters with the hinged motor head protects the machine and speeds up the process.
- With the dual filtration system, the VL500 can be used in both wet and dry applications without the need to change filters.

The Nilfisk VL500 series of wet and dry vacuum cleaners offers performance and reliability that ensure a low total cost of ownership and at the same time, features that make daily cleaning tasks easier, faster and safer.



TECHNICAL SPECIFICATIONS

DESCRIPTION	VL500 35EDF 220-240V/50UK	VL500 55-2 EDF 220-240V/5	
Item no.	107405171	107405173	
RATED POWER (W)	1350	2500	
SUCTION POWER END OF TUBE (W)	250	200	
AIRFLOW (L/SEC)	48	72	
VACUUM AT NOZZLE (KPA)	20	21	
SOUND PRESSURE LEVEL (DB(A) BS 5415)	62	66	
TANK CAPACITY (L)	35	55	
DUST BAG CAPACITY (L)	18	28	
CABLE LENGTH (M)	10	10	
LENGTH X WIDTH X HEIGHT (CM)	46x42x73	66x62x89	
WEIGHT (KG)	12.5	27.5	
SACK FILTER AREA (CM2)	-	-	
WET FILTER AREA (CM2)	1051	1840	
CARTRIDGE FILTER AREA (CM2)	2070	4410	

**EDF = Ergo trolley, Dual Filter

COMMERCIAL VACS



Winner of two awards in 2013

VL500-75

Commercial wet and dry dual motor vacuum cleaner - 75L container

- Quick release adjustable push handle for easy and ergonomic manoeuvring of the machine
- Emptying the container without having to remove the motor head makes operation fast and easy without risk of damage to critical components
- By transferring the weight as you lift the container, the Nilfisk Ergo Tipping system enables you to empty a completely filled container of fluid without excessive effort
- Easy changing of filters with the hinged motor head protects the machines and speeds up the process
- The VL500 can be used in both wet and dry applications without the need to change filter.

The Nilfisk VL500 series of wet and dry vacuum cleaners offers performance and reliability that ensure a low total cost of ownership and at the same time, features that make daily cleaning tasks easier, faster and safer.



Easy and fast emptying of container thanks to the unique Ergo Tipping system. Emptying the machine without having to remove the motor head is making daily cleaning easier and faster.



TECHNICAL SPECIFICATIONS

DESCRIPTION	VL500 75-2 EDF 220-240V/
Item no.	107405174
RATED POWER (W)	2500
SUCTION POWER END OF TUBE (W)	200
AIRFLOW (L/SEC)	72
VACUUM AT NOZZLE (KPA)	21
SOUND PRESSURE LEVEL (DB(A) BS 5415)	66
TANK CAPACITY (L)	75
DUST BAG CAPACITY (L)	44
CABLE LENGTH (M)	10
LENGTH X WIDTH X HEIGHT (CM)	66x62x103
WEIGHT (KG)	28.5
SACK FILTER AREA (CM2)	-
WET FILTER AREA (CM2)	1840

**EDF = Ergo trolley, Dual Filter

OVERVIEW OF ACCESSORIES



NOZZLES

Upholstery nozzle, round brush, crevice nozzle



FLOOR NOZZLES

Combination and multi surface nozzles



ELECTRO NOZZLE

For use on carpets



DUST BAG

Synthetic



DUST BAG

Paper bags



WET AND DRY FILTER

For VL500 series



MAIN FILTER KIT



SACK FILTER

For GD 1000 series



TUBES

Chrome, steel, aluminium.
Telescopic or basic




COVER HEPA

For VL500 series



HEPA FILTER

For GD 930



CHARGER AND BATTERIES

For GD 5 Battery



HOSE

For GD 930

INDUSTRIAL VACUUM CLEANERS

WE HELP YOU INTEGRATE CLEANING INTO YOUR PROCESSES

Nilfisk industrial vacuum cleaners integrate reliability, high suction power, superior filtration, safety and ease of use into your cleaning processes – with minimum interference. With our expertise in process-integrated cleaning, manufacturing area cleaning and daily office cleaning, we can provide end-to-end cleaning solutions for the vast majority of industrial operations. We continue to develop both machines and accessories to meet your demands in a dynamic world.



HIGH-QUALITY VACUUMING WITH AUTOMATIC FILTER CLEANING

The new generation of IVB cleaners are equipped with a vacuum gauge and / or an electrical air flow sensor; you are guaranteed a constant and high-quality vacuuming. Our vacuum cleaners have a “blow back” cleaning system either automatically or manually operated so that the filter is always clean. It also ensures that the suction power remains constant.

LONG LIFESPAN OF YOUR VACUUM CLEANER

The lifespan of your vacuum cleaner depends on the filter in terms of quality and size. Chemical dust can be harmful to your health, fine dust on electrical circuits that can cause fires or damage production systems and cause problems in the production process, e.g. wood, lacquer dust etc.

A COMPLETE SELECTION OF FILTERS ENSURE THAT YOUR NILFISK VACUUM

cleaner has all the dust control requirements that your cleaning application needs: filters made of cotton, polyester, multi-layer paper, Gore-Tex, NOMEX, HEPA and ULPA, thus responding to L.M.H. requirements.

A VACUUM CLEANER ESPECIALLY FOR YOUR INDUSTRY

Nilfisk has the broadest range of accessories available on the market, and we are able to offer you a solution to any specific cleaning application: fine dust bags, HEPA and ULPA filters, antistatic tubes and attachments, extension tubes for cleaning high places, conical attachments and special brushes. We have a vacuum cleaner specially equipped for your industry.

TABLE OF CONTENTS - INDUSTRIAL VACUUM CLEANERS	
GM 80P	21
IVB 3H	21
IVB 5H	22
IVB 961-OL	22
IVB 965 SD XC	23
IVB 7X ATEX Type 22	23
IVB 995 ATEX	24
Accessories	26



GM 80P

GM 80P Industrial Vacuum

- Impressive 2100 cm² main filter for even and stable airflow and vacuum, even after long use
- Lightweight but built for years of heavy duty cleaning
- Virtually indestructible aluminium container
- HEPA/ULPA filters optional
- Bagless operation possible
- Comes complete with hose and tubes, optional selection of nozzles available to cover many applications

Vacuum cleaner for users needing great suction power and ease of use. That is Nilfisk-CFM GM80!



IVB 3H

Approved for work with H Class hazardous dust.

- Safety vacuum cleaner for dustclass H
- Push&Clean filter cleaning technology
- SoftStart.
- Speed control to suit a variety of dusts
- Auto On/Off, in combination with power tools
- NOTE EU PLUG FITTED

The IVB 3H represents a new possibility of achieving superior suction power in a compact and flexible solution. Silent, small and mobile. This vacuum cleaner is approved for dealing with hazardous dusts available in H class.



TECHNICAL SPECIFICATIONS

DESCRIPTION	GM80P 230V TUB VACUUM	NILFISK IVB 3-H 230/50 EU		
Item no.	17119002	302001889		
IP PROTECTION CLASS	IP20	IPX4		
DUST CLASS	L	H		
RATED POWER (W)	1200	1200		
SUCTION POWER END OF TUBE (W)	270	270		
AIRFLOW WITHOUT HOSE (L/SEC)	38	60		
VACUUM MAX (KPA)	20	23		
CONTAINER CAPACITY (L)	12,25	27		
MAIN FILTER AREA (CM ²)	2100	8000		
INLET (MM)	38	50 multifit		
LENGTH X WIDTH X HEIGHT (CM)	39x30x41	39x38x57		
WEIGHT (KG)	5	10,6		

INDUSTRIAL VACS



IVB5H

Industrial health & safety vacuum cleaner H Class hazardous dust

- Safety vacuum cleaner for dustclass H
- XtremeClean filter cleaning system.
- SoftStart.
- Auto On/Off In combination with power tools.
- NOTE EU PLUG FITTED

The IVB 5His equipped with the XtremeClean system that cleans your filter automatically while you work.



IVB 961-0L

A versatile, high-performance unit for demanding day-in/ day-out vacuumings

- Two motor industrial performance
- Washable PET Fleece, big surface filter for high efficiency and low maintenance costs
- Push & Clean filter cleaning system for high efficiency
- Stainless steel tiltable and removable 70 L container for easy handling and disposal
- Complete package with 38 mm accessories with stainless steel tubes and 400 mm wet&dry floor nozzle
- 10 metre cable for a large working radius
- Applicable for wet & dry pick up by reliable floating system
- Robust fleece filter bag standard

Whether it's a factory floor or warehouse loading dock, when spills happen they need to be cleaned quickly and effectively. Apart from the mess, unattended spills can create a hazard that can prove both dangerous and costly.



TECHNICAL SPECIFICATIONS

DESCRIPTION	NILFISK IVB 5-H 230/50 EU		
Item no.	302001891		
IP PROTECTION CLASS	IPX4		
DUST CLASS	H		
RATED POWER (W)	1200		
SUCTION POWER END OF TUBE (W)	270		
AIRFLOW WITHOUT HOSE (L/SEC)	60		
VACUUM MAX (KPA)	23		
CONTAINER CAPACITY (L)	45		
MAIN FILTER AREA (CM²)	10000		
INLET (MM)	50 multifit		
LENGTH X WIDTH X HEIGHT (CM)	50,6x 47,6x65,5		
WEIGHT (KG)	16,7		



IVB 965 SD XC/ IVB 965 - 2H/M SD XC

For heavy-duty industrial cleaning and hazardous dust collection

- Two motor industrial performance
- Xtreme Clean fully automatic filter cleaning system for high efficiency also in H class
- Big surface filter for high efficiency and low maintenance costs
- Stainless steel sit down container for easy handling and disposal
- 10 meter cable for a large working radius
- Disposal bag standard

The tougher the cleaning, the better the vacuum cleaner needs to be. This is why so much thought has gone into the design of the IVB 965-21 SD. With 7200 ltr. per minute of air flow, and 3000 W of maximum power, it is capable of fast, productive cleaning of dirt, metal chips and liquid spills.



IVB 7X - ATEX TYPE 22

Health & Safety Wet & Dry vacuum cleaner for ATEX Zone 22 explosive dust

- Safety vacuum cleaner for dustclass M
- ATEX Zone 22 approved single phase vacuum cleaner
- EC drive motor technology, long life / ATEX applications
- 'Tilt or Lift Out' container emptying. The 70 litre stainless steel container can be easily tilted in the frame or lifted off for emptying. NOTE EU PLUG FITTED

The IVB 7X M class is equipped with the unique EC drive motor system. This ensures a long product lifetime and use in ATEX zone 22 areas.

The IVB 7X is approved according to ATEX directive 94/9/EC for the use in Z 22.



TECHNICAL SPECIFICATIONS

DESCRIPTION	IVB 965-OL SD XC 230/1/50	IVB 965-2H/M SD XC 230/1/	NILFISK IVB 7-M B1 EU	NILFISK IVB 7X-M B1 ATEX
Item no.	302002916	302002917	302001895	302002305
IP PROTECTION CLASS	IPX4	IPX4	IP54	IP54
DUST CLASS	L	H/M	M	M
RATED POWER (W)	2x1200	2x1200	1200	1200
SUCTION POWER END OF TUBE (W)	270	270	270	270
AIRFLOW WITHOUT HOSE (L/SEC)	120	120	56	56
VACUUM MAX (KPA)	23	23	25	25
CONTAINER CAPACITY (L)	50	50	70	70
MAIN FILTER AREA (CM²)	7800	7800	3000	3000
INLET (MM)	50 Multifit	50 Multifit	50 type 22	50 type 22
LENGTH X WIDTH X HEIGHT (CM)	61.5x69x99	61.5x69x99	58x60,5x97	58x60,5x97
WEIGHT (KG)	45	45	27,2	27,2

IVB 995 ATEX TYPE 22



Health&Safety Wet&Dry vacuum cleaners for ATEX Zone 22 explosive dust

- Industrial specifications, robust construction, and powerful... the definition of IVB 9
- Approved for ATEX Zone 22, M and H Class
- 2 Brushless EC (Electronic Controlled) motors
- Two motor Industrial performance
- XtremeClean fully automatic filter cleaning system for high efficiency in H and M Class
- Big surface H Class filter for high efficiency and low maintenance costs
- Stainless Steel SitDown container for perfect handling and disposal
- 10 meter cable for a large working radius
- Disposal and Safety filter bag standard

The IVB 995-0H/M SD XC TYPE 22 is the most powerful two-motor vacuum cleaner that is approved to be used for both M and H-Class dust in Zone 22 environments. Featuring XtremeClean filter cleaning and a Stainless Steel SitDown container. The perfect concept for Industrial use where safety is a must.



The optional forklift device helps you to empty the container and saves back strain



TECHNICAL SPECIFICATIONS

DESCRIPTION	IVB 995-0H/M SD XC TYPE 22 EU
Item no.	302002919
IP PROTECTION CLASS	IP 54
DUST CLASS	H/M
RATED POWER (W)	2x1100
SUCTION POWER END OF TUBE (W)	270
AIRFLOW WITHOUT HOSE (L/SEC)	120
VACUUM MAX (KPA)	23
CONTAINER CAPACITY (L)	50
MAIN FILTER AREA (CM²)	10000
INLET (MM)	50 Type 22
LENGTH X WIDTH X HEIGHT (CM)	61.5x69x99
WEIGHT (KG)	45

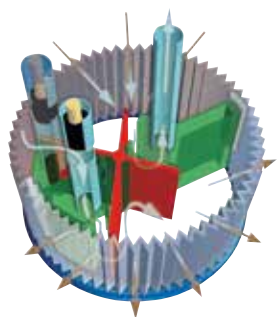
RETAIN EFFICIENCY AND REDUCE COSTS WITH A CLEAN FILTER

Nilfisk-Advance has developed two filter cleaning systems that retain suction power, prolong filter lifetime and minimise downtime. The result is high performance coupled with time and cost efficiency. You can choose between two filter systems that are either semi-automatic or full-automatic:



Push&Clean

With Push&Clean technology you maintain high suction performance. Simply block the inlet fitting or the hose, and then push and release the filter cleaning button. Powerful air pulses now enter and clean the filter gently, allowing you to get back to work in no time.




XtremeClean

With XtremeClean technology you probably get the best filter cleaning system ever seen on the market – it is extremely efficient and full-automatic. All you need to do is start the vacuum cleaner. The filter is automatically cleaned every 15 or 30 seconds while you work. No interruption – just constant and high performance. You will find the XtremeClean system in two generations:

FIRST GENERATION – VALVE CONTROL

The technology is based on a valve controlled system, using reversed air flow to clean the one half of the filter cartridge while you still work with the other half of the filter cartridge. The valve allows the surrounding air to enter into the container, passing through the filter in the opposite direction. The dirt is blasted off the filter, and high performance is maintained.



IVB 9 RANGE GENERATION – SERVO MOTOR CONTROL

The improved XtremeClean generation, used on the IVB 9 range, is based on a servo motor controlled Y-Flap, where the filter has the full surface available all the time during operation. This ensures you an even longer filter lifetime and high performance. The perfect match for the powerful two motor performance machine.

NanoFilter

NANO-FILTERS FOR WET&DRY CLEANING

To extend high performance of Nilfisk's Wet & Dry vacuum cleaners, we have introduced Nano technology and a re-defined design.

All filter elements in our series of XtremeClean machines (except H-class models) now use a Nano-Fibre Fleece material. In combination with the powerful reversed air pulses, it prevents deep filtration and loss of performance.

With a minimum filtration of 99.9%, you can clean in even the toughest, finest dust applications. Moreover, the Nano-filters are washable to keep maintenance costs at a minimum and high-efficiency cleaning at a maximum.



OVERVIEW OF ACCESSORIES



FIXED FLOOR NOZZLE
Type 22, Ø50x600 mm



PIPE CLEANING NOZZLE



FILTER BAG SETS, 5 PCS.



SAFETY FILTER BAG, 5 PCS.



MAC/FLOOR KIT (38MM)
Multi fit rubber hose (38mm)



VACUUM CLEANER KIT
For special health and safety applications



OVEN CLEANING SET
Ø38mm



INDUSTRIAL SET
Ø50mm



CHIP SET
Ø50mm

IMPROVE HEALTH WITH EFFECTIVE CLEANING AND DISINFECTION

Improve cleaning efficiency with multi purpose cleaning and disinfection. When it comes to disinfection, a reliable, user-friendly and cost-effective solution is an advantageous investment. We offer you quality solutions.



STEAM CLEANING WILL HELP YOU MAINTAIN A CLEAN AND SANITARY ENVIRONMENT

Steam cleaning will prevent the spread of contagious diseases so common in schools, nurseries and care homes. Cleanliness and sanitation are extremely important in any clinic. Dry steam cleaning will help you and your staff in maintaining the high standards you demand with less effort, better results and without the use of harsh or irritating chemicals.

CHEWING GUM REMOVAL

With our professional steam cleaners you can remove chewing gum from almost any surface, whether it is block paving, asphalt, concrete, natural stone, metal, wood, carpet, entrance mats or many other materials. Steam heats up the chewing gum while injecting detergent onto it and agitating the gum with a wire (on hard surfaces) or a nylon brush (on soft surfaces or carpets).

Chewing gums are dissolved in about 3 to 6 seconds each. After removing the chewing gum, sweep the surface if necessary and then leave to dry naturally. This will leave a clean spot where the gum was removed, which will blend in within a few days, depending on the pedestrian flow and the weather.

DRY STEAM CLEANING REACHES INTO THE TINIEST CRACKS

Steam cleaning will allow you to valet a car in half the time with visible superior results. Not only will your time spent valeting cars be reduced by half but also your spending on chemical cleaners will be reduced considerably.

Steam cleaning leaves surfaces virtually dry as soon as the cleaning is completed. Upholstery and floor mats are dry within minutes. Not only is the cleaning faster, the car is deodorised as well.







TABLE OF CONTENTS - PROFESSIONAL STEAMERS	
SO 4500	28
SV 8000	28
SDV 4500	29
SDV 8000	29
MD 4500	29
MD 8000	29

PRODUCT SELECTOR - PROFESSIONAL STEAMERS

CLEANING AND HEALTH PROMOTION

We offer you a range of reliable solutions for steam, vacuum and detergent cleaning – indoor or outdoor. Find the steamer that meets your needs in the following product selector.

SUGGESTED APPLICATIONS AND INDUSTRIES

Professional steamers						
	SO4500	SV8000	SDV4500	SDV8000	MD4500	MD8000
						
CONTRACT CLEANING (OFFICES, BANKS ETC.)	•	•	•	•		
HOTELS, RESTAURANTS & CATERING	•	•	•	•		
PUBLIC BUILDINGS (SCHOOLS, HOSPITALS ETC.)	•	•	•	•	•	•
RETAIL	•	•	•	•		
AUTOMOTIVE & TRANSPORTATION	•	•	•	•		
BUILDING & CONSTRUCTION	•	•	•	•		
MANUFACTURING	•	•	•	•		
AGRICULTURE	•	•	•	•		
WET PICK-UP		•	•	•		
SMALL AREA CLEANING (LIGHT - MEDIUM DUTY)		•	•			
LARGE AREA CLEANING (MEDIUM - HEAVY DUTY)	•	•	•	•		
OPEN SPACED CLEANING (HEAVY DUTY)	•			•		

KEY FEATURES / BENEFITS

Professional steamers						
	SO 4500	SV 8000	SDV 4500	SDV 8000	MD 4500	MD 8000
SINGLE PHASE	•	•	•	•	•	•
STAINLESS STEEL FRAME	•	•	•	•		
STEAM FUNCTION	•	•	•	•	•	•
CONTINUOUS FILL BOILER	•	•	•	•	•	•
STEAM CONTROL SWITCH	•	•	•	•	•	•
AUTOMATIC SAFETY SHUT OFF	•	•	•	•	•	•
DETERGENT FUNCTION			•	•	•	•
VACUUM FUNCTION		•	•	•	•	•
COMPACT DESIGN	•	•	•	•	•	•
POWDER COATED MILD STEEL					•	•



Nilfisk SO4500

Steam cleaner for multi-purpose indoor/outdoor cleaning and disinfection

- Powder coated steel frame and cabinet.
- Continuous fill boiler.
- Steam control switch.
- Automatic safety shut off.
- Clear pressure display, Locking front castors, Simple operator controls
- Qualifies for up to 28% government cashback under the new ECA Water Technology Product List in UK

Steam Only - steam cleaner unit. The SO4500 is a compact and robust steam cleaner for commercial use. It is designed for light to medium soiled areas and is suited to all sectors of industry and commerce where vacuum recovery is not required.



Nilfisk SV8000

Steam and vacuum cleaner for multi-purpose and heavy duty cleaning and disinfection

- Stainless steel frame and cabinet.
- Continuous fill boiler.
- Steam control switch.
- Automatic safety shut off.
- Clear pressure display.
- Locking front castors, Wet pick up recovery, Simple operator controls.
- Qualifies for up to 28% government cashback under the new ECA Water Technology Product List in UK.

Steam and Vacuum steam cleaner unit. The SV8000 provides the benefits of steam cleaning with added drying effect of a vacuum pick up. The SV8000 is ideal for cleaning in situations where chemicals are not required or permitted. Steam and vacuum together will leave areas sanitised and dry.



TECHNICAL SPECIFICATIONS

DESCRIPTION	SO4500 STEAMER EU - UK	SV8000 STEAMER EU - UK
Item no.	45000000	45000002
VOLTAGE/PHASE/FREQUENCY/CURRENT (V~/HZ/A)	230-240/1/50/10	230-240/1/50/13
VACUUM FUNCTION	No	Yes
STEAM TEMPERATURE BOILER (°C)	150	170
WATER TANK CAPACITY (L)	5,0	5
BOILER VOLUME (L)	1,8	3.3
DETERGENT TANK (L)	No	No
STEAM PRESSURE (BAR)	4.5	8
DIMENSIONS LXWXH (MM)	420x320x460	800x400x820
WEIGHT (KG)	12	25,0
HOSE LENGTH (M)	4,0	4
EL CABLE (M)	10	10

STEAM CLEANERS



Nilfisk SDV

Steam cleaner with steam, vacuum and detergent functions for heavy duty and multi purpose cleaning and disinfection

- Stainless steel frame and cabinet.
- Continuous fill boiler.
- Steam control
- Automatic safety shut off, Clear pressure display.
- Locking front castors.
- Simple operator controls, Wet pick up recovery, Detergent delivery
- SDV8000 Qualifies for up to 28% government cashback under the new ECA Water Technology Product List in UK.

Steam, Detergent and Vacuum steam cleaner unit. The SDV range offers detergent injection in addition to the normal steam cleaning effect - useful for encrusted stains and for additional sanitisation. The vacuum pick up ensures that areas are quickly dry and ready for use.

Nilfisk MD



Steam, vacuum and detergent cleaner for multi-purpose cleaning and disinfection especially in the hospital sector

- Powder coated mild steel frame and cabinet.
- Continuous fill boiler.
- Steam control switch.
- Automatic safety shut off.
- Compact design, Simple operator controls.
- Wet pick up recovery, Detergent delivery.
- MD8000 qualifies for up to 28% cashback under the new ECA Water Technology Product List in UK

Steam, Detergent and Vacuum steam cleaner unit in a special compact design for medical sector. The MD range was developed together with customers in the hospital and nursing home sector to respond to needs for powerful, yet compact steam cleaning units.



TECHNICAL SPECIFICATIONS

DESCRIPTION	SDV4500 STEAMER EU - UK	SDV8000 STEAMER EU - UK	MD4500 STEAMER EU - UK	MD8000 STEAMER EU - UK
Item no.	45000004	45000006	45000010	45000012
VOLTAGE/PHASE/FREQUENCY/CURRENT (V/~ /HZ/A)	230-240/1/50/13	230-240/1/50/13	230-240/1/50/13	230-240/1/50/13
VACUUM FUNCTION	Yes	Yes	Yes	Yes
STEAM TEMPERATURE BOILER (°C)	150	170	150	170
WATER TANK CAPACITY (L)	2.5	5	5	5
BOILER VOLUME (L)	1.8	3.3	1.8	3.3
DETERGENT TANK (L)	2.5	2.5	2.5	2.5
STEAM PRESSURE (BAR)	4.5	8		
DIMENSIONS LXWXH (MM)	700x450x880	700x450x970	800x400x820	800x400x820
WEIGHT (KG)	30	40	30,0	35,0
HOSE LENGTH (M)	2.5	4	2,5	4,0
EL CABLE (M)	10	10	10	10

RELIABLE AND EFFECTIVE CLEANING

The Nilfisk range of automatic cleaning machines allows you to clean efficiently up to 11,700 m² per hour. You can trust us on four priorities when we design and develop the machines – excellent cleaning results, ease of use, maximum lifespan and low maintenance and service costs.



REDUCE DOWNTIME WITH NILFISK “TOOL-FREE” SYSTEM

The exclusive Nilfisk “tool-free” system allows the operator to check or change the brushes and decks quickly and easily, thus keeping downtime to a minimum and saving money.

Our machines are designed to be easy to maintain, all the main parts can be accessed quickly and directly.

WE FOCUS ON MAXIMISING YOUR UP-TIME

All Scrubber Dryers have been built for easy maintenance and maximum up-time. This is enhanced by features like:

- easy access to key components like batteries, and vacuum motor
- easy and quick change of squeegee blades, brushes and pads
- no tools needed to change accessories
- easy access to batteries for service; easy to charge

EFFECTIVE CLEANING WITH A VAST RANGE OF DISCS AND BRUSHES

All discs and brushes are designed to carefully clean many types of floors. Nilfisk scrubber dryers can safely and effectively clean all hard floor surfaces. Nilfisk can advise on the machine, accessory and detergent most suitable for use in your premises. Our machines remove all types of dirt: dust, oil, rubber etc. Nilfisk has the perfect solution for you.

A COMPREHENSIVE RANGE OF ACCESSORIES EXTENDS THE USE OF YOUR SCRUBBER DRYER

- batteries or cable: depends of the environment to clean
- charger on board or not: to charge everywhere you want
- monoblocs or cells in a tray batteries: depends of the running time you need
- cylindrical or flat brush system: depends of the floor and if you need to sweep or not
- brushes or pads: a large choice to be closed to the cleaning task

OPTIMAL COMFORT FOR THE OPERATOR WITH THE PATENTED CLEAR-VIEW™ SYSTEM

An analysis of the Nilfisk machine reveals that the ergonomic design offers the required comfort to the operator, thus reducing stress and work absenteeism. For example, the ClearView™ system, patented by Nilfisk, offers the operator a wide field of vision, allowing him to control all functions without the need to dismount from the machine. Other features are also critical, such as accessible controls, easy to drive steering wheel and adjustable driving seats. Prioritising safety and user friendliness is our primary concern when developing new cleaning solutions.

TABLE OF CONTENTS - SCRUBBER/DRYERS	
CA 240/330	36
CA 340	36
SC351	37
SC400	37
SC450	38
BA 531	38
BA/CA 551/611	39
BA 651/751/851	40
SC800	40
SC1500	41
BR 652/752	42
BR 755/755C/855	42
BR 850/1050S	43
BR 1100S/1300S	44
SC8000	45
Accessories	50



SOMETIMES IT TAKES MORE THAN WATER. IT TAKES ECOFLEX.

Clean with detergent or green with just water? We say both. Nilfisk-Advance has perfected the art of sustainability and efficiency. Result: green meets clean in the superior and customisable Ecoflex – the smartest way to go.

GREEN CLEANING WAS NEVER EASIER

Ecoflex brings you high cleaning performance using fewer resources. Ecoflex offers you the option to clean with just water – or with minimum detergent. It takes just one touch to choose between different cleaning intensity levels for the perfect green and efficient combination of water, brush pressure and detergent dosage as low as 0.3 percent.

SAVE MONEY AND RESOURCES

Cleaning green with the Nilfisk Ecoflex system is efficient and eco-friendly. With greater flexibility you will save time, use fewer machines, and reduce water and detergent consumption. Today's increasing demands for cost efficiency are tough to meet, but now you can do more with less.

FLEXIBILITY BUILT-IN

Different facilities require different cleaning. The Ecoflex system effectively eliminates the need to clean the floor several times over, in order to get those extra dirty patches. By applying just the right blend of brush pressure, water or detergent, the Ecoflex system is your professional and green solution to any cleaning challenge. The Ecoflex system effortlessly switches between cleaning intensity in one, easy pass.

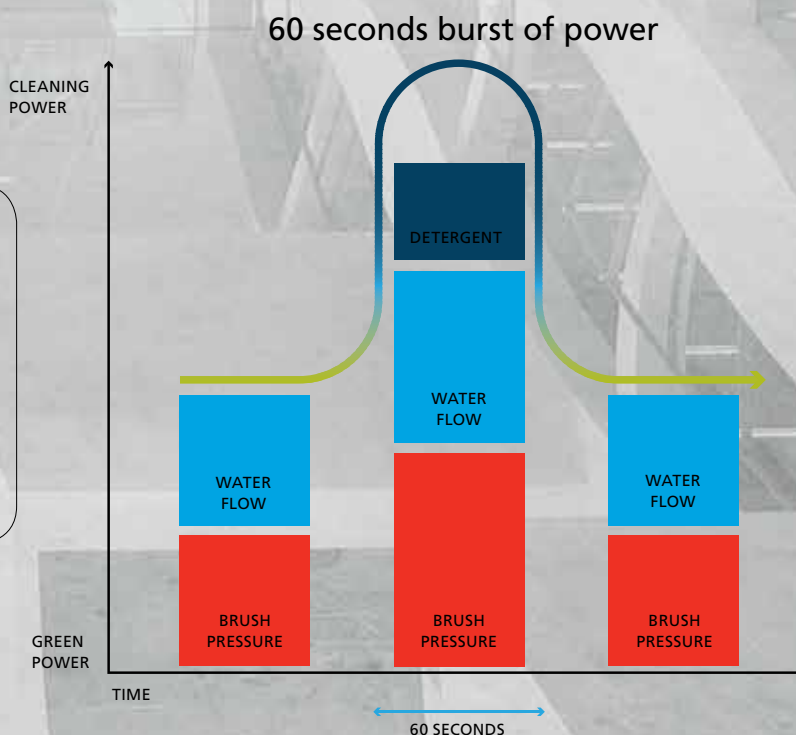




Ecoflex video

Just push the button for a good, green clean – and push it again to handle dirty patches in one, efficient boost. You can call it one touch magic. We call it Ecoflex.

One touch magic – just touch and go.












See more about Ecoflex on www.nilfisk.co.uk / nilfisk.ie

PRODUCT SELECTOR - SCRUBBER DRYERS

YOUR COMFORTABLE CHOICE OF HIGH OUTPUT

We have combined reliability, comfortable design and efficient technology in all our high-output scrubber/dryer machines. Find the one that meets your needs in the following product selector.

SUGGESTED APPLICATIONS AND INDUSTRIES

Scrubber/Dryers model	Walk-behind								
	CA 240/ 330	CA 340	SC351	SC400	SC450	BA 531	BA/CA 551/551C/ 611	BA 651/751/ 751C/851	SC800
									
OFFICES, BANKS ETC.	•	•	•	•	•	•			
HOTELS, RESTAURANTS & CATERING	•	•	•	•	•				
PUBLIC BUILDINGS (SCHOOLS, HOSPITALS ETC.)	•	•	•	•	•	•	•	•	
SMALL SUPERMARKETS / RETAIL	•	•	•	•	•	•	•		
LARGE SUPERMARKETS / SHOPPING CENTRES								•	•
AUTOMOTIVE & TRANSPORTATION					•	•	•	•	•
BUILDING & CONSTRUCTION						•	•	•	•
MANUFACTURING, WAREHOUSES				•	•	•	•	•	•
SMALL AREA CLEANING (LIGHT - MEDIUM DUTY)	•	•	•	•	•	•	•		
LARGE AREA CLEANING (MEDIUM - HEAVY DUTY)							•	•	•
HARD TO REACH AREAS	•	•	•	•					
INDOOR CLEANING	•	•	•	•	•	•	•	•	•

KEY FEATURES / BENEFITS

Scrubber/Dryers model	Walk-behind								
	CA 240/ 330	CA 340	SC351	SC400	SC450	BA 531	BA/CA 551/551C/ 611	BA 651/751/ 751C/851	SC800
ADJUSTABLE HANDLE		•	•	•				•	
ONE-TOUCH CONTROL PANEL						•	•	•	•
ADJUSTABLE BRUSH PRESSURE			•	•	•	(manual, on bat. version)	(manual, on bat. version)	•	•
CABLE VERSION	•	•		•	•	•	•		
BATTERY VERSION			•	•	•	•	•	•	•
ON-BOARD CHARGER			•	•	•	•	•	•	•
DISC BRUSH VERSION			•	•	•	•	•	•	•
CYLINDRICAL BRUSH VERSION	•	•					•	•	•
ECOFLEX PREPARED						(battery drive variants)	(battery drive variants)	•	•
REMOVABLE SOL TANK	•	•	•						
REMOVABLE RECOVERY TANK	•	•	•						
CLICK ON-OFF BRUSH			•	•	•	•	•	•	•
WATER LEVEL INDICATOR				•	•	•	•	•	•
AUTOMATIC BRUSH SHUT OFF			•	•	•	(battery drive variants)	(battery drive variants)	•	•
DEBRIS TRAY								•	•
STANDARD PU SQUEEGEE BLADES			•	•					

PRODUCT SELECTOR - SCRUBBER DRYERS

SUGGESTED APPLICATIONS AND INDUSTRIES

Scrubber/Dryers model	Ride-on					
	SC1500	BR 652/752/752C	BR 755/755C/855	BR 850S/850SC/ 1050S/1050SC	BR 1100S/1100SC/ 1300S/1300SC	SC8000
						
HOTELS, RESTAURANTS & CATERING	•	•				
PUBLIC BUILDINGS (SCHOOLS, HOSPITALS ETC.)	•	•	•	•	•	•
SMALL SUPERMARKETS / RETAIL	•	•	•			
LARGE SUPERMARKETS / SHOPPING CENTRES	•	•	•	•	•	•
AUTOMOTIVE & TRANSPORTATION			•	•	•	•
BUILDING & CONSTRUCTION			•	•	•	•
MANUFACTURING, WAREHOUSES			•	•	•	•
SMALL AREA CLEANING (LIGHT - MEDIUM DUTY)	•	•				
LARGE AREA CLEANING (MEDIUM - HEAVY DUTY)	•	•	•	•	•	•
INDOOR CLEANING	•	•	•	•	•	•

KEY FEATURES / BENEFITS

Scrubber/Dryers model	Ride-on					
	SC1500	BR 652/752/752C	BR 755/755C/855	BR 850S/850SC/ 1050S/1050SC	BR 1100S/1100SC/ 1300S/1300SC	SC8000
STEERING WHEEL	•	•	•	•	•	•
ONE-TOUCH CONTROL PANEL	•	•	•	•	•	•
ADJUSTABLE BRUSH PRESSURE	•	•	•	•	•	•
BATTERY VERSION	•	•	•	•	•	
ON BOARD CHARGER (OPTION)	•	•	•	•		
DISC BRUSH VERSION	•	•	•	•	•	
CYLINDRICAL BRUSH VERSION		•	•	•	•	•
ECOFLEX PREPARED	•	•	•	• (only ecoflex variants)	•	•
REMOVABLE RECOVERY TANK			•	•		
TILTABLE RECOVERY TANK	•	•			•	•
REMOVABLE RECOVERY LID		•				
WATER LEVEL INDICATOR	•	•	•	•	•	•
AUTOMATIC BRUSH SHUT OFF	•	•	•	•	•	•
BACK-UP WARNING ALARM		•	•	•	•	•
DEBRIS TRAY	•	•	•	•		•
SLIDING DECK SYSTEM (NO SIDE SKIRT)		• (disc versions)				
STANDARD PU SQUEEGEE BLADES	•	•				
PU FRONT/REAR WHEELS	•	•	•	•	•	

SCRUBBER DRYERS



CA240/330

Your ideal choice for light daily cleaning

- Only compact machines to combine cleaning performance with all surface versatility, including carpets and escalator
- Exceptional brush pressure, thanks to twin scrubbing brushes, specially dedicated for ruff surfaces
- All tanks are accessible and removable for easy emptying, solution change and cleaning
- Very low noise level due unique recovery system for dirty water, no vac motor needed

CA240/330 are quick and effective, these cleverly designed multifunction scrubber/dryers make it possible to scrub and dry all surfaces including profile floor and non-slip safety floor, which are very difficult to clean with traditional machines.



CA 340

Securing you clean floors in half the time

- Twice as fast as mopping, removes the dirt instead of evening it out
- Unique design permits cleaning under furniture and right to the edge of the floor
- Scrubbing and vacuuming in forward and reverse
- Easily transported
- Machine comes complete with a nylon brush

Nilfisk CA340 is the smart alternative to mopping. An automatic scrubber/dryer leaving your floors spotless. There is no slippery residue and no aching back. The series is perfect for maintenance of hard floor in small areas, e.g. stone, tile, cement, marble, rubber, vinyl, etc.



TECHNICAL SPECIFICATIONS

DESCRIPTION	CA 240	CA 330	CA340, 230/50 2TK
Item no.	12413100	12413200	L08918955
VOLTAGE (V)	230-240	230-240	230/50
RATED POWER (W)	550	750	1140
SOUND PRESSURE LEVEL AT 1.5 M (DB(A)ISO 3744)	68	68	68
PRODUCTIVITY THEORETICAL/ ACTUAL (M²/H)	960/480	1360/680	1360/680
SCRUBBING WIDTH (MM)	240	340	340
SOLUTION/RECOVERY TANK (L)	1,2/1,2	1,7/1,7	11/12
BRUSH/PAD DIAMETER (MM)	1 Cyl.	1 Cyl.	1 Cyl.
BRUSH PRESSURE (KG)	20	23,5	21
BRUSH SPEED (RPM)	650	650	1000
MAX SPEED (KM/H)	4	4	4
LENGTH X WIDTH X HEIGHT (CM)	38x34x21	38x44x21	62x40x48
GROSS WEIGHT (GVW) (KG)	21,2	25,2	49



SC351

Next generation in daily small area scrubbing and drying

- Rotating deck enables the unit to scrub and dry going either forwards or backwards
- 27 kg of down pressure for outstanding scrubbing effectiveness
- Powerful brush motor, better suction performance
- A re-designed deck ensures reliability and increased performance with low maintenance costs
- Optima batteries are available offering high productivity, constant performance, lower weight and more environmental friendliness due to the use of less lead
- Easy deck adjustment for perfect traction control
- New squeegee system with better airflow, and patented blade retaining system

Nilfisk SC351 offers both forward and backward scrubbing and drying with an impressive brush pressure of 27 kg. Particularly suitable for cleaning in crowded places, between and behind tables, shelves, furniture and other less accessible areas.



SC400

Innovation and Functionality in One

- 43 cm scrub deck and 21 litre tank provide the productivity of a large machine, without sacrificing manoeuvrability and ease of use
- All working functions have been integrated into the new fully adjustable handle, including a LED display to show battery and water levels, electronic flow control, safety switch and an easy to use lever system
- Redesigned squeegee with foot pedal lifting system for comfort and reliability
- The no tool deck adjustment makes it simple to increase/decrease the traction when required, improving the manoeuvrability

The Nilfisk SC400 provides the cleaning capacity and flexibility of a large scrubber dryer but built into a small handy machine, easy to operate and efficient to use.



TECHNICAL SPECIFICATIONS

DESCRIPTION	SC351 F/PKG	SC400 43 E UK	SC400 43B F/PKG	
Item no.	41600700	41600510	41600530	
VOLTAGE (V)	12	24	230	
RATED POWER (W)	450	750	1650	
SOUND PRESSURE LEVEL AT 1.5 M (DB(A)ISO 3744)	64	65	70	
PRODUCTIVITY THEORETICAL/ ACTUAL (M²/H)	1480/890	1720/1035	1720/860	
SCRUBBING WIDTH (MM)	370	430	430	
SOLUTION/RECOVERY TANK (L)	11/11	23/21	23/21	
BRUSH/PAD DIAMETER (MM)	370	430	430	
BRUSH PRESSURE (KG)	27	23	28	
BRUSH SPEED (RPM)	140	23	28	
MAX SPEED (KM/H)	4	4	4	
LENGTH X WIDTH X HEIGHT (CM)	73x43.5x47	123x57x72.5-111.5	123x57x72.5-111.5	
GROSS WEIGHT (GVW) (KG)	73	136	123	

SCRUBBER DRYERS

SC450



A Simple, cost effective scrubber dryer that makes cleaning easy

- The low noise level enables daytime cleaning for increased efficiency
- Polyethylene corrosion proof rotomolded tank ensures durability
- Automatic squeegee release system when hitting obstacles provides reliable use and extended lifetime of equipment
- Ease of use is supported by automatic vacuum motor shut off when tank is full, just like the brushes and water turns off automatically when in neutral
- Large recovery tank and removable lid for easy cleaning. Fast and hygienic
- Most electrical components are placed in dedicated waterproof box for reliability and safety

In line with the century old Nilfisk tradition, the SC450 combines performance, reliability, productivity and ease of use in a well designed and cost efficient scrubber dryer.



BA531

Silent, compact and easy to manoeuvre ensuring you more productivity

- BA Machines Qualify for up to 28% government Cashback under the new ECA Water Technology Product List (UK only).
- Ecoflex system: complete consumption control without any compromise with cleaning performance
- Ecoflex chemical kit, for automatic and accurate detergent mixing. Offered as an option.
- Low noise level allowing daytime cleaning anywhere, even in noise sensitive areas
- ECO Solution when activated reduces water consumption by 50%
- Adjustable brush pressure

The walk-behind series has retained the best of the former generation, but offers more comfort and productivity in an improved design.



TECHNICAL SPECIFICATIONS

DESCRIPTION	SC450 53 B	BA 531	BA531D UK S/DR INC OB CHARGER	
Item no.	9087330020	908 7142 020	908 7154 020	
VOLTAGE (V)	24	24	24	
RATED POWER (W)	810	810	1010	
SOUND PRESSURE LEVEL AT 1.5 M (DB(A)ISO 3744)	68	65,8	65,8	
PRODUCTIVITY THEORETICAL/ ACTUAL (M²/H)	2120/1272	2120/1275	2385/1435	
SCRUBBING WIDTH (MM)	530	530	530	
SOLUTION/RECOVERY TANK (L)	40/45	40/40	40/40	
BRUSH/PAD DIAMETER (MM)	530	530	530	
BRUSH PRESSURE (KG)	34	21	21/28	
BRUSH SPEED (RPM)	154	135	135	
MAX SPEED (KM/H)	4	4	4,5	
LENGTH X WIDTH X HEIGHT (CM)	117,4x76x98	122x54x105	122x54x105	
GROSS WEIGHT (GVW) (KG)	190	221	239	



BA 551/611

Smarter design lowering your cleaning costs

- Qualifies for up to 28% government Cashback under the new ECA Water Technology Product List (UK Only).
- Ecoflex system: complete consumption control without any compromise with cleaning performance Ecoflex chemical kit, for automatic and accurate detergent mixing. Offered as an option
- Exceptionally low noise level permits cleaning anywhere at any time, even in noise sensitive areas
- Interchangeable brush decks allow choice of 3 different sizes; 53 & 61 cm disc or 51 cm cylindrical
- ECO Solution provides substantial savings in water consumption

The range of walk-behind scrubber/dryers offers more of everything that is important for floor cleaning efficiency: more productivity, more running time, more ergonomic features, more reliability, more options and more cost-effectiveness.



The recovery tank can be tilted for easy cleaning and better access to batteries and detergent solution



TECHNICAL SPECIFICATIONS

DESCRIPTION	BA 551	BA 551 D UK	BA 551 CD UK	BA 611 D UK
Item no.	908 7146 020	908 7155 020	908 7158 020	908 7159 020
VOLTAGE (V)	24	24	24	24
RATED POWER (W)	810	1010	1330	1230
SOUND PRESSURE LEVEL AT 1.5 M (DB(A)ISO 3744)	65,8	65,8	65,8	65,8
PRODUCTIVITY THEORETICAL/ ACTUAL (M ² /H)	2120/1275	2970/1785	2860/1720	2860/1720
SCRUBBING WIDTH (MM)	530	530	510	610
SOLUTION/RECOVERY TANK (L)	55/55	55/55	55/55	55/55
BRUSH/PAD DIAMETER (MM)	1/530	1/530	2xCYL	2/305
BRUSH PRESSURE (KG)	21	21/28	26	21/28
BRUSH SPEED (RPM)	135	135	570	230
MAX SPEED (KM/H)	4	5,6	5,6	5,6
LENGTH X WIDTH X HEIGHT (CM)	132x54x109	132x54x109	125x57x109	131x65x109
GROSS WEIGHT (GVW) (KG)	237	255	258	256

SCRUBBER DRYERS



BA 651/751

Boost your productivity in large area cleaning

- Extremely low noise level (down to 58 dB(A)) makes daytime cleaning viable
- Combination of up to 71cm scrubbing width, 5.6 km/h speed, and large capacity tanks provide high productivity
- Sturdy construction, state of the art design and better materials offer more reliability and longer working life
- EDS, Eco Dosage System is available to save both water and detergent costs and to optimise the cleaning process
- Interchangeable brush decks allow a choice of 2 different disc sizes or 71 cm cylindrical
- Options! Ecoflex chemical kit, for automatic and accurate detergent mixing.

More versatility, up to 30 percent greater productivity, better-than-ever reliability, extremely silent operation, and the most advanced ergonomics available.



SC800

Giving you superb results in heavy-duty cleaning

- Powerful brush and vac motors, high down pressure (up to 77 kg), outstanding cleaning and drying performance: the best answer for heavy duty "industrial" cleaning tasks.
- Green oriented: complete consumption control: Ecoflex system, low noise level (only 61dB(A))
- Large 95 litre solution and recovery tanks give extra capacity for longer working time
- The scrub deck is protected with removable covers that prevent damage to walls and doors, while providing easy access for maintenance
- The SC800 is ideal for use in confined spaces. No compromise on the ergonomic level and manoeuvrability.

The SC800 is designed for maximum performance, easy handling, low maintenance, superb cleaning results and yet it is an eco-friendly solution.



TECHNICAL SPECIFICATIONS

DESCRIPTION	BA 651 B CHARGER	BA 751	BA 751 C	SC800 71	SC800 86	SC800 71C
Item no.	9087242020	9087243020	9087246020	56112034	56112035	56112036
VOLTAGE (V)	24	24	24	24	24	24
RATED POWER (W)	1420	1420	1820	1890	1890	1910
SOUND PRESSURE LEVEL AT 1.5 M (DB(A))ISO 3744)	58	58	58	61	61	61
PRODUCTIVITY THEORETICAL/ ACTUAL (M²/H)	3700/2200	3980/2390	3980/2390	4120/2470	4990/2990	4120/2470
SCRUBBING WIDTH (MM)	660	710	710	710	860	710
SOLUTION/RECOVERY TANK (L)	85/85	85/85	85/85	95/95	95/95	95/95
BRUSH/PAD DIAMETER (MM)	2x330	2x355	2 x 690 Cyl	2X355/355	2X430/432	2CYL
BRUSH PRESSURE (KG)	32/52	32/52	35	36/77	36/77	36
BRUSH SPEED (RPM)	220	220	613	270	270	840
MAX SPEED (KM/H)	5.6	5.6	5.6	5.8	5.8	5.8
LENGTH X WIDTH X HEIGHT (CM)	150x60x105	150x60x105	147x60x105	148x78x113	152x88x113	148x78x113
GROSS WEIGHT (GVW) (KG)	470	470	470	487	488	492



SC1500

Innovative stand-on scrubber dryer

- Easy handling. Just step up and go OneTouch scrub ON/OFF switch and two brush pressure settings for securing high cleaning performance
- Intuitive dashboard with user-friendly menu for setting parameters for cleaning conditions and floor type
- 44 litre tank with electronic controlled water flow allows cleaning up to 75 minutes per tank
- Low noise level and a silent mode option, makes it ideal for sound sensitive areas and daytime cleaning
- Up to 3.5 hours battery running time and optional on board charger increase productivity, performance and reliability
- Ecoflex detergent mixing system (optional)

SC1500 is an innovative stand-on scrubber dryer providing you with superior efficiency due to unprecedented ease of use, increased performance, high quality and reliability. It is an investment in Nilfisk quality that will pay off year after year.



A small footprint and yet 51 cm scrubbing power combine performance with easy movement



TECHNICAL SPECIFICATIONS

DESCRIPTION	SC1500 51D			
Item no.	56104002			
VOLTAGE (V)	24			
RATED POWER (W)	840			
SOUND PRESSURE LEVEL AT 1.5 M (DB(A)ISO 3744)	63 (61)			
PRODUCTIVITY THEORETICAL/ ACTUAL (M²/H)	2438/1707			
SCRUBBING WIDTH (MM)	510			
SOLUTION/RECOVERY TANK (L)	44/46			
BRUSH/PAD DIAMETER (MM)	1x510			
BRUSH PRESSURE (KG)	23/40			
BRUSH SPEED (RPM)	140			
MAX SPEED (KM/H)	Fwd 4.8/Rev. 3.5			
LENGTH X WIDTH X HEIGHT (CM)	123x61x133			
GROSS WEIGHT (GVW) (KG)	326			

SCRUBBER DRYERS



BR 652/752/752C

Revolutionary deck system giving you superb performance

- New sliding deck concept; maximum comfort and performance, minimum effort and maintenance
- New squeegee concept; a stable and reliable squeegee for the best pick up performance Ecoflex™ system minimises the environmental impact without compromising performance
- New ergonomic steering wheel concept with all working functions fully integrated
- Patented automatic speed control that significantly increases operator safety
- Super compact design makes cleaning of restricted areas fast and easy
- Low noise mode makes daytime cleaning and cleaning of noise sensitive areas viable

The all-new BR 652/752 series of compact ride-on scrubber dryers from Nilfisk-Advance represents more than just the latest models.

BR 755/755C/855

Better ergonomics, better reliability, better cleaning

- Ecoflex system: complete consumption control without any compromise with cleaning performance
- User friendly, waterproof one touch control panel, easy to operate and highly productive
- High manoeuvrability allows cleaning in congested areas
- Adjustable scrubbing pressure ensures better results regardless of the dirt level
- Integrated 3 stage vacuum reduces noise level to just 63dB(A)
- Large battery compartment enables a 360Ah battery tray for more than 4.5 hours run time
- BR 855 Qualifies for up to 28% government cashback under the new ECA Water Technology Product List.

The BR 755/755C/855 is the generation of scrubber/dryers, with focus on performance, ergonomics and reliability.



TECHNICAL SPECIFICATIONS

DESCRIPTION	BR 652/WITH OBC	BR 752/WITH OBC	BR752C	BR755	BR855	BR755C
Item no.	20003065	20003075	9087264020	56601014	56601015	56601016
VOLTAGE (V)	24	24	24	24	24	24
RATED POWER (W)	1500	1500	1900	2040	2160	1920
SOUND PRESSURE LEVEL AT 1.5 M (DB(A)ISO 3744)	60 (57)	60 (57)	60 (57)	63.7	63.7	63.7
PRODUCTIVITY THEORETICAL/ ACTUAL (M²/H)	3960/2770	4260/2980	4260/2980	4470/3130	5360/3750	4470/3130
SCRUBBING WIDTH (MM)	660	710	710	710	860	710
SOLUTION/RECOVERY TANK (L)	80/80	80/80	80/80	106/106	106/106	106/106
BRUSH/PAD DIAMETER (MM)	2x330	2x355	2 Cyl.	2x355	2x430	2 Cyl.
BRUSH PRESSURE (KG)	30/48	32/50	35	40/65/96	40/65/96	27/36/45
BRUSH SPEED (RPM)	230	230	720	250	250	900
MAX SPEED (KM/H)	6	6	6	6.3	6.3	6.3
LENGTH X WIDTH X HEIGHT (CM)	136x67x120	136x75x120	136x81x120	152x77x131	152x92x131	152x80x131
GROSS WEIGHT (GVW) (KG)	446	448	451	658	658	658

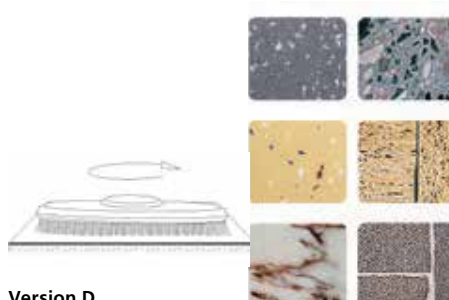


Demo video

Nilfisk-Advance offers cleaning solutions that are suitable to the floor type and dirt to be cleaned.

Version C: Cylindrical brush for uneven and nonslipping floors, or to scrub and sweep in one pass.

Version D: Flat brush or pad for intensive washing of floors without too much solid residue.



Version D.



Version C.



TECHNICAL SPECIFICATIONS

DESCRIPTION	BR 850S X	BR 850SC X		
Item no.	56381009	56381011		
VOLTAGE (V)	36	36		
RATED POWER (W)	2820	2810		
SOUND PRESSURE LEVEL AT 1.5 M (DB(A)ISO 3744)	68	68		
PRODUCTIVITY THEORETICAL/ ACTUAL (M ² /H)	5430/3800	5430/3800		
SCRUBBING WIDTH (MM)	810	810		
SOLUTION/RECOVERY TANK (L)	157/157	157/157		
BRUSH/PAD DIAMETER (MM)	2x405	2x800		
BRUSH PRESSURE (KG)	32/69/113	24/42/70		
BRUSH SPEED (RPM)	250	900		
MAX SPEED (KM/H)	6.7	6.7		
LENGTH X WIDTH X HEIGHT (CM)	155x88x135	155x91x135		
GROSS WEIGHT (GVW) (KG)	705	705		

SCRUBBER DRYERS



BR 1100/1300S

Better design ensures more productivity

- **HIGH PRODUCTIVITY:** 1 to 1,3 m scrubbing path, 265 litre capacity, high working speed.
- **EFFICIENCY:** heavy duty cylindrical and disc decks, wide variety of scrubbing brushes, perfect vacuuming, dual side brooms, to sweep, scrub and dry all floors.
- **COMFORTABLE TO USE:** One touch control, ergonomic operator compartment with tilt steering wheel and unsurpassed visibility.
- **SAFETY:** "Traction control" to adjust traction to working condition, dual disc brakes and perfect vacuuming.

The Nilfisk BR 1100S/1300S range of scrubber/dryers boasts the most variety of scrubbing options in its class. To meet your cleaning needs, disc or cylindrical interchangeable scrub decks are available in 1000 or 1300 mm. With the cylindrical model, side brooms eliminate manual sweeping along racks



- Recommended for cleaning of industrial floors and perfectly suited for all large scale cleaning applications
- Wide accessories selection



TECHNICAL SPECIFICATIONS

DESCRIPTION	BR1100S	BR1100S C	BR1300S	BR1300S C
Item no.	56413006	56413007	56413010	56413011
VOLTAGE (V) OR MOTOR BRAND	36	36	36	36
RATED POWER (W) - MOTOR	4100	4400	5220	4400
SOUND PRESSURE LEVEL AT 1.5 M (DB(A)ISO 3744)	72 dB(A)	72 dB(A)	72 dB(A)	72 dB(A)
PRODUCTIVITY THEORETICAL/ ACTUAL (M²/H)	9000/6300	9000/6300	11700/8190	11700/8190
SCRUBBING WIDTH (MM)	1000	1000	1300	1300
SOLUTION/RECOVERY TANK (L)	265/265	265/265	265/265	265/265
BRUSH/PAD DIAMETER (MM)	2 X 505	2 cylindricals	3 X 432	2 cylindricals
BRUSH PRESSURE (KG)	43/90/145	38/54/90	43/90/145	38/54/90
BRUSH SPEED (RPM)	240	630	225	630
MAX SPEED (KM/H)	9	9	9	9
LENGTH X WIDTH X HEIGHT (CM)	187x113x148	187x116x148	187x131x148	187x137x148
GROSS WEIGHT (GVW) (KG)	1608	1608	1608	1608



SC8000

Productive, powerful, green cleaning for large areas

- The widest counter rotating dual cylindrical scrub deck in its class increasing the efficiency
- Time-saving high volume tanks of 380 litres to enable cleaning of more than 9.200 m² without refill
- Safe and easy operation with One-Touch™ control panel, front steering system and clear-View™ design providing an excellent view of the floor.
- Environmental friendly for both operator and surroundings with DustGuard™ misting system improving the dust free cleaning.
- Kubota powered engine means superior reliability with gear driven valve train.
- Reduced maintenance costs as there is no downtime due to repair of belts or chains on the engine

SC8000 offers a more productive, powerful, and greener solution for scrubbing and wet sweeping of large areas – carried out in the most resource-saving and cost-effective way.



TECHNICAL SPECIFICATIONS

DESCRIPTION	SC8000 1300 LPG	SC8000 1300 D	SC8000 1600 LPG	SC8000 1600 D
Item no.	56108124	56108125	56108126	56108127
MOTOR BRAND	Kubota	Kubota	Kubota	Kubota
MOTOR	4 CYL, 55 Hp 1.6L	4 CYL, 37.5 Hp 1.5L	4 CYL, 55 Hp 1.6L	4 CYL, 37.5 Hp 1.5L
SOUND PRESSURE LEVEL AT 1.5 M (DB(A)ISO 3744)	84 dB(A)	83 dB(A)	84 dB(A)	83 dB(A)
PRODUCTIVITY THEORETICAL/ ACTUAL (M ² /H)	15860/11100	15860/11100	19760/13830	19760/13830
SCRUBBING WIDTH (MM)	1220	1220	1520	1520
SOLUTION/RECOVERY TANK (L)	380/380	380/380	380/380	380/380
BRUSH/PAD DIAMETER (MM)	280x1220	280x1220	280x1220	280x1220
BRUSH PRESSURE (KG)	55 /110 /180	55 /110 /180	55 /110 /180	55 /110 /180
BRUSH SPEED (RPM)	470	470	470	470
MAX SPEED (KM/H)	13	13	13	13
LENGTH X WIDTH X HEIGHT (CM)	254x142x147	254x142x147	254x167x147	254x167x147
GROSS WEIGHT (GVW) (KG)	1730	1730	1834	1834

COMBINATION MACHINES

ONE MACHINE – MULTIPLE TASKS

When the cleaning challenge is tough and diverse, you need a reliable and powerful quality solution. Nilfisk offers you a wide range of innovative and functional combination machines featuring dust-free sweeping, simple operation and easy service and maintenance.



FITS YOUR APPLICATION PERFECTLY

Our machines eliminate dust, sweep for debris, spray the cleaning solution, scrub or sweep or do both in a single pass. For indoor use, they can be battery-powered or LPG-driven. And for demanding outdoor tasks, they can be diesel-driven.

MORE MOBILITY FOR BETTER CLEANING PERFORMANCE

Large area cleaning in food processing plants, manufacturing facilities, warehouses, airports, exhibition centres and car parks are obvious places for using a Nilfisk-Advance combination machine.

ENVIRONMENTALLY SUSTAINABLE WITH REDUCED TOTAL COST OF OWNERSHIP FOR YOUR BENEFIT

Nilfisk has introduced the first HYBRID combination machine reducing your total cost of ownership, including operation, labour and maintenance, while effectively increasing fuel economy and runtime efficiency. With Hybrid technology and Ecoflex™ we ensure you an environmentally sustainable solution.

TABLE OF CONTENTS - COMBINATION MACHINES

CS7000	49
CR 1500	49
Accessories	51





PRODUCT SELECTOR - COMBINATION MACHINES

WE COMBINE NEEDS WITH SOLUTIONS

Combination machines are designed for simple operation and tough cleaning jobs in processing plants, manufacturing facilities, warehouses, airports, car parks, shopping centres etc. Design and functionality offer a range of product variations to fit your needs and your budget. We have combined reliability with compact and flexible solutions in all our combination machines. Find the one that meets your needs in the following product selector.

SUGGESTED APPLICATIONS AND INDUSTRIES

Combination model		
	CS7000	CR 1500
		
WAREHOUSES AND DISTRIBUTION CENTRES	•	•
MANUFACTURING	•	•
PARKING GARAGES	•	•
FOOD AND BEVERAGE WAREHOUSE AND DISTRIBUTION CENTRES	•	•
TRANSPORTATION FACILITIES	•	•
AMUSEMENT PARKS AND STADIUM	•	•
BUS TERMINALS	•	•
AIRCRAFT HANGERS	•	•

KEY FEATURES / BENEFITS

	CS7000	CR1500
ADJUSTABLE STEERING AND SEAT	•	•
HOPPER SAFETY ARM ASSIST	•	
AUTOMATIC SQUEEGEE LIFT IN REVERSE	•	•
HEADLIGHTS	•	
ERGONOMIC DRIVER SEAT	•	
DIRECT THROW SWEEPING	•	•
VARIABLE HIGH DUMP SYSTEM	•	•
BLADES CAN BE USED ON 4 EDGES	•	•
TWO SIDE BROOMS	•	
HORN	•	•
WET SWEEP BY-PASS	•	
DISC DECK: 3 BRUSHES	•	•
DEBRIS TRAY	•	
ECOFLEX PREPARED	•	
MULTI-FREQUENCY FILTER SHAKER	•	
BREAK-AWAY SQUEEGEE CLIPS	•	
OFFSET PIVOTING DECK	•	
HYBRID ENGINE	•	
NO TOOLS BRUSH ADJUSTMENT	•	•
DISC BRUSH VERSION	•	•
AUTOMATIC BRUSH SHUT OFF	•	•
AUTOMATIC SOLUTION SHUT OFF	•	•
PANEL FILTER WITH SHAKER	•	•
BACK UP WARNING ALARM	•	•
REAR BUMPER		•
POWER STEERING	•	•
STAINLESS STEEL CONTAINER		•



CS7000

Green, Hybrid and E-Power Combination Scrubber/Sweepers

- **UNIQUE:** First Hybrid combination machine. 30% less fuel consumption, fuel costs and emission levels. Long run time on battery variant.
- **INNOVATIVE:** Retractable offset deck and breakaway squeegee. New generation filtration system, variable filter shaking mechanism. DustGuard™
- **EASY TO USE AND TO SERVICE:** One Touch™, Max Access™, No Tools™. More efficient service, extreme commonality among platforms.
- **GREEN:** Hybrid technology and Ecoflex™
- **NEW AND UNIQUE OPTIONS OFFERING:** Heated water 55 °C, High pressure washer 150 bar

GREENER, CLEANER, SMARTER. The Nilfisk CS7000 reinvents an entire class of equipment by reducing total cost of ownership, including operation, labour and maintenance, while effectively increasing fuel economy and runtime efficiency. Now the most economical solution is also the most ecological.

CR1500

Heavy-duty performance giving you impressive productivity

- Wide scrubbing area (137 cm), a sweeping width of 152 cm, 11 km/h working speed, plus 380 litres capacity solution and recovery tanks provide high productivity
- Huge hopper with 454 litre capacity provides increased operational time, and a dump height of 152 cm for emptying into any container
- Oil and grease is removed in one pass thanks to 272 kg scrubbing pressure
- Power steering for improved ergonomics
- Adjustable scrubbing pressure provides first class cleaning regardless of dirt level or floor condition

When the demand is for a machine capable of really heavy-duty industrial cleaning application, CR1500 supplies the answer.



TECHNICAL SPECIFICATIONS

DESCRIPTION	CS7000 1200LPG HYBRID	CS7000 1200D HYBRID	CS7000 1200B	CR1500 PETROL	CR1500 LPG	CR1500 DIESEL
Item no.	56509003	56509004	56509005	56514850	56514852	56514854
MOTOR POWER SOURCE	LPG-hybrid	D-hybrid	Battery	Petrol	LPG	Diesel
MAX SPEED (KM/H)	8.9	8.9	8.9	11	11	11
PRODUCTIVITY THEORETICAL/ ACTUAL (M²/H)	11080/7760	11080/7760	11080/7760	15070/10550	15070/10550	15070/10550
SWEEPING WIDTH (MM)	1540	1540	1540	1520	1520	1520
SCRUBBING WIDTH (MM)	1245	1245	1245	1370	1370	1370
MIN. TURN-AROUND AISLE WIDTH (CM)	259/264	259/264	259/264	305	305	305
SOLUTION/RECOVERY TANK (L)	284/284	284/284	284/284	380/380	380/380	380/380
HOPPER VOLUME (L)	198	198	198	454	454	454
FUEL TANK (L)	35	35	35	35	35	35
MAX CLIMBING RATE (%)	17.6	17.6	17.6	14	14	14
LENGTH X WIDTH X HEIGHT (CM)	262x122x150	262x122x150	262x122x150	272x150x156	272x150x156	272x150x156
GROSS WEIGHT (GVW) (KG)	2121	2058	2593	2353	2353	2353

OVERVIEW OF ACCESSORIES: SCRUBBER/DRYERS




CYLINDRICAL BRUSH

For uneven floors, such as ceramics anti-slip floors (various models are available)



BRUSH

Used on uneven floors when debris collection is not needed (various models are available)



PAD HOLDER

Used for pads



PADS

Various pads are available
Black & brown: Heavy-duty
Green & blue: Medium-duty
Red: Light-duty



SPLASH GUARD KIT

Prevents the water from splashing on to the brush deck. Enables the squeegee to recollect all water



BEACON KIT

Used on a ride-on scrubber/dryer particularly in industry to warn about the presence of the machine



KIT, VACUUM MOTOR

Allows squeegee better suction. Particularly useful when 100% recollection of water is needed



KIT, GRAMMER SEAT

Better comfort to the operator



ONBOARD FILLING HOSE

Makes it easy to refill the machine anywhere



BLADES

Various squeegee blade materials are available depending on the application and on the duty; gum, red gum and polyurethane



WAND KIT

Allows the operator to clean difficult to reach areas



ON BOARD CHARGER



ECOFLEX CHEMICAL KIT

Ecoflex allows full control of the detergent to be used, less risk of damaging the floors due to overdosage, flexibility in the detergent selection (available for traction scrubber dryers and combi machines)

OVERVIEW OF ACCESSORIES: COMBINATION MACHINES



PANEL FILTER

The panel filter function is to control the dust in the hopper, it is water resistant as standard



SIDE BROOM

The side broom function is to sweep the dirt and debris away from the kerbs, walls, pallets etc. into the path of the main broom



MAIN BROOM

The main broom has an effective cleaning action to pick-up debris (industry)



SCRUB BRUSH

We provide brushes and pad holders that will give you the best possible cleaning performance



HEATED WATER AND HIGH PRESSURE WASHER OPTIONS

(CS7000 only) - Improve cleaning efficiency and flexibility



OVERHEAD GUARD

Protects the operator, recommended especially in industrial application



CLEANING OUT KIT

Allows a better cleaning/access to the recovery tank



TOWER BUMPER KIT

Protects the corners of the machine



CHARGER

Can charge both wet and maintenance free batteries



CHARGER PLUGS



HIGH FREQUENCY CHARGER

Can charge both wet and maintenance free batteries

The charger comes in different sizes depending on the size of battery for which it is intended

EMPOWER YOUR NILFISK

In order to ensure that your machine provides the best possible service, we recommend that you always use our range of batteries in your equipment. The technology of our machines is supplemented by batteries selected for their quality and durability, reliable operation and minimum maintenance. The capacity of the batteries in our program is measured in A/h (Amperes per hour) and is listed according to the European std. in A/5h.



ACID BATTERIES / WET BATTERIES

The WET batteries are lead sulphate batteries, and they are made in a flat plate or tubular metal construction which are soaked in a sulphuric acid solution which produces a chemical reaction between the plates / tubes thus allowing the desired voltage and capacity to be reached. The lifetime of WET / acid batteries is measured in cycles. One cycle is equal to a full discharge / charge sequence, the lifetime of WET / acid batteries varies between 800 – 1500 cycles.

Semi Traction batteries are also available – these are WET / acid batteries manufactured with a different technology and with less cycles – typically 3-500 cycles.

WET / acid batteries release gas during the re-charging phase, which is why they regularly need to be refilled with distilled water. Charging of WET / acid batteries also needs to take place in dedicated ventilated room.

GEL BATTERIES / MAINTENANCE FREE BATTERIES

The maintenance free batteries are sealed valve regulated batteries with the same dimensions as std. WET batteries, but maintenance free batteries have less capacity per unit. Maintenance free batteries can only be discharged down to 70% compared to a std. WET battery, which can be discharged to 80%. This means that it is vital to be clear on the need when choosing maintenance free batteries.

The maintenance free batteries have some advantages compared to a std. WET battery such as:

- No water refill
- Lower power consumption during charging
- No acid spill on the machine or in the charging room
- No gassing during charging – no special room needed

Maintenance free batteries are approximately 35-50 % more expensive than standard WET batteries.

THE LIFESPAN OF A BATTERY

The lifespan of a battery is measured by charge and discharge sequences – one charge and discharge is one cycle. It is important to stress that the life span of all batteries are shortened if the battery is not allowed to fully recharge after use – i.e. if the battery is put to use before it is fully charged it will be damaged. The no. of cycles is an important quality indicator on all traction batteries – the more cycles – the longer the life span. The average level of cycles for a conventional battery in the market is 6-800 while all Nilfisk machines can be equipped with batteries that considerably exceed the average of useful cycles.

NILFISK ECO BRILLIANCE PADS

CLEAN, SHINY FLOORS

Nilfisk Eco Brilliance pads save time, are friendly to the environment and give a better result. The pad was developed for soft stone or concrete floors, but it also gives an excellent result on other floor types, such as plastic and linoleum, plus polished surfaces. It is best suited to shops, foyers and other heavily-used surfaces which require not just cleanliness, but also a shiny, attractive surface.



THE ENVIRONMENT AND RESULT

This cleaning system requires no detergent for all daily cleaning tasks. The combination of pads and clean water give the perfect cleaning result and minimise residue. In heavily soiled areas or production zones, detergent can be added if required. Almost all

Nilfisk combination machines can be fitted with the Ecoflex dosing system for non-chemical cleaning, allowing addition of detergent as required.









- Renovates old and worn floors and restores shine.
- Daily cleaning without detergents.
- Buffs floors to the shine you want

ECO BRILLIANCE PADS RANGE

<p>STEP 1 - RED</p> <p>Use this pad to remove old and worn surfaces, leaving a matt finish.</p>		<p>STEP 3 - YELLOW</p> <p>A pad for daily cleaning which removes dirt and scratches, leaving a satin surface which is easy to keep clean.</p>	
<p>STEP 2 - BLUE</p> <p>Use this pad to remove scratches, cracks and unevenness, leaving a matt finish.</p>		<p>STEP 4 - GREEN</p> <p>A pad for daily cleaning which removes dirt and scratches, leaving a glossy surface.</p> <p>Dry-buff using a high-speed machine for a high gloss finish, depending on floor type.</p>	

ECO PADS – GREEN CLEANING

With Eco Pads we offer you an eco-friendly way to mechanically increase and maintain the gloss of your floors. The Eco Pads are available in 8 variants for the most common floor surfaces such as terrazzo, natural stone, concrete, vinyl and epoxy. Eco Pads are made of 100% recycled synthetic fibre material (polyester), and the primary source of materials is recycled soda and water bottles!

	E-BLACK - STRIPPING PAD The E-Black Stripping Pad is constructed of polyester fibres in a semi open texture nonwoven fabrication. Designed for customers who want a more dense nonwoven pad. Use with water based floor stripping solution to remove worn and soiled floor finishes or sealers. For use on standard electric floor machines or automatic scrubbers. Ideal for use on machines speeds up to 350 RPM.
	BROWN - STRIPPING PAD The Brown Stripping Pad is constructed of polyester fibres in a semi open texture nonwoven fabrication and is designed for medium duty stripping. Use with water based floor stripping solution to remove worn and soiled floor finishes or sealers. For use on standard electric floor machines or automatic scrubbers. Ideal for use on machines speeds up to 350 RPM.
	E-GREEN - SCRUB PAD The E-Green Scrub Pad is constructed of polyester fibres in a semi open texture nonwoven fabrication and is designed for deep scrubbing. Use with a cleaning solution to scrub hard floor surfaces. This pad will aggressively remove dirt and scuff marks from heavily soiled floors. For use on standard electric floor machines or automatic scrubbers. Ideal for use on machines speeds up to 350 RPM.
	BLUE - CLEANER PAD The Blue Cleaner Pad is constructed of polyester fibres in a semi open texture nonwoven fabrication and is specially designed for medium wet scrubbing or heavy duty spray cleaning. Use with a neutral floor cleaning solution to remove old soiled floor finish layers. This product is also used to scrub soiled hard surface floors such as concrete when used with appropriate cleaning chemicals. Aggressively removes heavy dirt and scuff marks. Ideal for use on machines speeds up to 350 RPM.
	RED - BUFFING PAD The Red Buffing Pad is used for light cleaning and buffing. It will remove light scuff marks and dirt while producing a high gloss shine. For use on standard electric floor machines, orbital scrubbers and automatic scrubbers. Ideal for use on machines speeds up to 800 RPM.
	TAN - BUFFING PAD The Tan Buffing is a floor maintenance pad used for light cleaning and buffing. It will remove light scuff marks and dirt while producing a high gloss shine. For use on standard electric floor machines, orbital scrubbers and automatic scrubbers. Ideal for use on machines speeds up to 800 RPM.
	REMOVER - ULTRA HIGH SPEED BURNISHING PAD The Remover floor maintenance UHS burnishing Pad is constructed of polyester fibres in a textured nonwoven fabrication. Used to burnish/polish floor finish to a high gloss, for soft and hard finishes. This pad has a special formulation that allows the pad to effectively remove black marks and restore gloss in one pass. Ideal for use on machines speeds up to 3000 RPM.
	WHITE - SUPER POLISH PAD The White Polish floor maintenance Pad is made of polyester fibres in a dense textured, nonwoven pattern, bonded with a sturdy adhesive. This extra fine pad has been designed for polishing clean, dry floors. Use dry or with a fine water mist to produce a high gloss wet look to newly finished floors. For use with standard electric floor machines, orbital scrubbers and automatic scrubbers. Ideal for use on machines speeds up to 1000 RPM.

STRENGTH, POWER AND TRANSMISSION

From the idea to a fully developed concept, Nilfisk Outdoor Division develops all products with intensity and commitment - and there is always a new product on the way. We have continually strived to develop purpose-made solutions, created exactly to meet the customers needs and demands.



VERSATILE OUTDOOR RANGERS:

City Ranger 3500, City Ranger 2250 and Park Ranger 2150 have been developed in close collaboration with our customers, with the will to create: All year multipurpose machines ready to fulfil all the outdoor needs within suction sweeping, street washing, green care assignments and winter maintenance.

The customers made uncompromising high demands on:

- high manoeuvrability
- efficiency
- versatility (throughout the year)
- quick shift between attachments
- good view over the attachments
- reliability and rentability concerning investment and operation

The combination of hydraulics and the compact construction has resulted in flexible and powerful machines. One and the same basic unit operates effectively even on the narrowest places with the different attachments throughout the year.

The high level of utilisation - a full 365 days a year in practise - combined with a remarkable reliability makes the Nilfisk Outdoor utility machines particularly cost-effective machines and a good investment, maintaining the outdoor areas at a competitive square metre price.

ROAD SWEEPERS:

The Nilfisk Road Sweepers all have high suction power and a strong airflow which allows them to pick-up bottles, stones and other heavy debris without clogging. Furthermore a hydraulically operated flap ensures that these objects are picked up without having to stop the machine. All machines are equipped with stainless steel hoppers for longer working life.

TABLE OF CONTENTS - OUTDOOR PRODUCTS

RS 502	58
RS 851	58

Park Ranger 2150	59
City Ranger 2250	59
City Ranger 3500	60
Attachments	61

PRODUCT SELECTOR - OUTDOOR ROAD SWEEPERS

INGENUITY AND RELIABLE QUALITY SOLUTIONS ARE THE TRADEMARK OF NILFISK OUTDOOR DIVISION

Nilfisk Outdoor makes no compromises in our technologies and product materials. We aim high, and have established a complete set of best practices for all processes in our production - from logistics to assembly and testing - all in order to ensure the highest durability and longest lasting product lifetime.

SUGGESTED APPLICATIONS AND INDUSTRIES




Outdoor model	Road Sweepers	
	RS 502	RS 851
		 Not available in UK/IE
SHOPPING CENTRES AND MALLS	•	•
SIDEWALKS / WALKING AREAS / PRIVATE ROADS	•	•
CITY CENTRES	•	•
UNIVERSITIES	•	•
ZOOS	•	•
PUBLIC PARKS	•	•
INDUSTRIAL AREAS	•	•
CAR-PARKS / PARKING GARAGES	•	•
STADIUMS	•	•
AMUSEMENT PARKS / CASINOS	•	•
RACE TRACKS	•	•
AIRPORTS / TRAIN STATIONS	•	•
HOLIDAY CENTRES / CAMPINGS	•	•
LIMITED SPACE AREAS	•	
LARGE INDUSTRIES AND LOGISTIC CENTRES	•	•

KEY FEATURES / BENEFITS

Outdoor model	Road Sweepers	
	RS 502	RS 851
STAINLESS STEEL HOPPER	•	•
VARIABLE DUMPING HEIGHT	•	•
BUILT-IN HOPPER DRAIN HOSE	•	•
MAINTENANCE TRACKING SYSTEM (MTS)	•	•
FULL VEHICLE LIGHTING	•	•
REAR SUCTION HOSE	• (depending on variants)	• (depending on variants)
HIGH PRESSURE WASHER ASSEMBLY	• (depending on variants)	• (depending on variants)
BRUSH (3RD)		• (depending on variants)
AIR CONDITIONING	• (depending on variants)	• (depending on variants)
HEATER	•	•
STEP III-A ENGINE	•	•

PRODUCT SELECTOR - OUTDOOR RANGERS

SUGGESTED APPLICATIONS AND INDUSTRIES

Outdoor model	Outdoor Rangers		
	Park Ranger 2150	City Ranger 2250	City Ranger 3500
			
SHOPPING CENTRES AND MALLS	•	•	•
SIDEWALKS / WALKING AREAS / PRIVATE ROADS	•	•	•
CITY CENTRES	•	•	•
UNIVERSITIES	•	•	•
ZOOS	•	•	•
PUBLIC PARKS	•	•	•
INDUSTRIAL AREAS	•	•	•
CAR-PARKS / PARKING GARAGES	•	•	•
STADIUMS	•	•	•
AMUSEMENT PARKS / CASINOS	•	•	•
RACE TRACKS	•	•	•
AIRPORTS / TRAIN STATIONS	•	•	•
HOLIDAY CENTRES / CAMPINGS	•	•	
SCHOOLS	•	•	
HOSPITALS AND RETIREMENT HOMES	•	•	•
CEMETERIES	•		

KEY FEATURES / BENEFITS

Outdoor model	Outdoor Rangers		
	Park Ranger 2150	City Ranger 2250	City Ranger 3500
ARTICULATED STEERING	•	•	•
4-WHEEL DRIVE	•	•	•
MULTI-PURPOSE VEHICLE	•	•	•
QUICK-SHIFT OF ATTACHMENTS	•	•	•
AIR CONDITIONING		•	•
CABIN HEATING	•	• (Optional)	•
FULL VEHICLE LIGHTNING	•	•	•
STEP III-A ENGINE	•	•	•
SUCTION SWEEPER FEATURES			
INTEGRATED SUCTION HOSE		•	•
RUST FREE HOPPER	•	•	•
HIGH TIP	•	•	•
3RD BRUSH	• (Optional)	• (Optional)	• (Optional)
4TH BRUSH		• (Optional)	
WANDER HOSE	•	•	•
HIGH-PRESSURE CLEANER		• (Optional)	• (Optional)
RECIRCULATION WATER SYSTEM			•
REAR VIEW CAMERA		•	
REAR VIEW + SUCTION MOUTH CAMERA			•

OUTDOOR ROAD SWEEPERS



RS 502

Getting around - getting it clean

- Easy to transfer
- Stainless steel hopper and 246 litre polyethylene water tanks
- High suction (debris not pass through the fan), strong airflow and hydraulically operated flap for pickup of bottles cans, stones & other heavy debris
- Powerful and reliable KUBOTA engine
- PM10 certified - 3 stars!
- MTS diagnostic box to monitor maintenance program of the machine and operator misuse

With its amazing turning radius and compact design, the RS 502 is the right choice for productive cleaning of limited space outdoor areas like footpaths, sidewalks, car parks and loading bays.



RS 851

Small and mobile road sweeper

- High Suction Performance: the largest and the highest suction nozzle in this segment
- 850 litres hopper with possibility to dump from 80 to 160 cm
- RS851 Maxi with 3rd broom std makes machine even more versatile, easy to sweep everywhere
- MTS diagnostic box to monitor maintenance programme of the machine and operator misuse

Small and mobile enough to handle pavements and congested areas, yet large enough to offer productive cleaning of city squares and urban spaces, overcome 17 cm high kerbs and steps climbing ability is 22%. It has a fantastic manoeuvrability and it's low noise level won't disturb the neighbours.



TECHNICAL SPECIFICATIONS

Description	RS 502			
Item no.	13300152			
MOTOR POWER SOURCE	Diesel 30.6Kw (40.8Hp)			
MAX SPEED (KM/H)	19			
PRODUCTIVITY RATE THEORETICAL/ ACTUAL (M²/H)	19200/13500			
WORKING WIDTH W/2 SIDE BRUSHES (MM)	1600			
WORKING WIDTH W/3RD SIDE BRUSHES (MM)	-			
MAX CLIMBING RATE (%)	22			
WATER TANK CAPACITY (L)	246			
HOPPER VOLUME (L)	500			
MAX DUMPING HEIGHT (CM)	138			
LENGTH X WIDTH X HEIGHT (CM)	311x123x199			
WEIGHT (KG)	1700			



PARK RANGER 2150

No assignment is too small when the slim Ranger sweeps by

- Articulated and compact
- 28 HP & 4 wheel drive
- Quick-Shift in less than 4 minutes
- Tailor made attachments

The Park Ranger 2150 is the basic machine for an all-season range of tailor made Park Ranger attachments. Articulated and just 1 m wide, the Park Ranger utility machine provides professional performance in even the tightest spots and is easy to manoeuvre thanks to its servo steering and a turning radius of just 1.5 m. Four-wheel drive and 28 hp ensure strength and power in all work situations.

Attachment programme: Suction Sweeper Unit, 2 or 3 brushes, Wander Hose, Mulch Mower, Rotary Mower, New! Grass Collector, Lawn Edger, Tipping Shovel, Environmental Rake, Tipper Trailer, Leaf Suction Unit, Snow Sweeper, Snow V-blade, Dozer Blade, Snow Blower, Salt and Sand Spreader

CITY RANGER 2250

Sweep the city in a user and citizen friendly utility machine

- Articulated flexibility
- 35 HP & 4 wheel drive
- Quick shift in 1 minute
- Tailor made attachments
- Easy and simple handling

The City Ranger 2250 is an utility machine with a complete range of tailor made quality attachments that allows you to work outdoors, all year round. Sweeping in spring and autumn, mowing grass in the summer, removing snow, and spreading salt and sand in the winter. The City Ranger 2250 is market tested, effective and very professional. Designed for versatility, this user-friendly machine is extremely reliable and exceedingly comfortable to operate.

Attachment programme: Suction Sweeper Unit, 2, 3 or 4 brushes, Wander Hose, High-Pressure Cleaner, Weed Brush, Mulch Mower, Rotary Mower, Grass Collector, Lawn Edger, Flail Mower/Verticutter, Hedge Trimmer, Tipping Shovel, Snow Sweeper, Snow V-blade, Dozer Blade, Snow Blower, Salt and Sand Spreader



TECHNICAL SPECIFICATIONS

	Park Ranger 2150	City Ranger 2250				
MOTOR POWER SOURCE	Diesel 21kW (28Hp)	Diesel 26.5kW (35Hp)				
MAX SPEED (KM/H)	16	20				
PRODUCTIVITY RATE THEORETICAL/ ACTUAL W/2 BRUSHES (M²/H)	12000/8000	12000/8000				
WORKING WIDTH W/2 BRUSHES (MM)	1200	1200				
WORKING WIDTH W/3 BRUSHES (MM)	1660	1650				
WORKING WIDTH W/4 BRUSHES (MM)	-	2100				
MAX CLIMBING RATE (%)	40.5	36.5				
WATER TANK CAPACITY (L)	100	100				
HOPPER VOLUME (L)	450	500				
HEIGHT W/CABIN (CM)	193.5	196				
LENGTH X WIDTH X HEIGHT (CM)	222.5x101.5x193.5	240x107x196				
WEIGHT BASIC MACHINE W/CABIN (KG)	610	970				

OUTDOOR RANGERS

CITY RANGER 3500

Combines the power of a special-purpose machine with the flexibility of a multi-purpose machine

- Articulated flexibility
- 51 HP & 4 wheel drive
- Permitted total weight 3500 kg
- Transport speed 38 km/h
- Quick-Shift in 10 Minute - the fastest in this machine class!

The City Ranger 3500 is the perfect sweeper. With large 1.4 m³ tank capacity combined with a sweeping width from 1.3-3.1 m the Ranger is ideal for use as a suction sweeper to meet municipal requirements – and also as a multi-purpose machine for all kinds of large-scale jobs. High-tip emptying up to 1.6 m. Wander hose to remove sediment in catch pits etc. City Ranger 3500 is a high-performance machine. It is articulated and highly manoeuvrable, easy to operate and reliable in operation, and the cabin is very comfortable.

Attachment programme: Suction Sweeper, 2 or 3 brushes, Wander Hose, High-Pressure Cleaner, New! Street Scrubber Drier, Grass Collector, Street Flusher, Water Tank, Snow Sweeper, Snow Plough, Snow V-Blade, Roller Spreader, Salt and Sand Spreader



SUCTION SWEEPER:

- Professional road sweeper
- Sweeping width 1.3–3.1 m
- High tip function - 1.6 m
- Wander hose for inaccessible areas
- Recirculation water system & high-pressure washer

BASIC MACHINE:

- Articulated - highly manoeuvrable
- Low fuel consumption
- Transport speed 38 km/h
- Four-wheel drive
- GVW 3500 kg
- Payload up to 1.8 t

COMFORT:

- Fully suspended chassis
- Independent cab suspension
- Spacious 2 seat cabin
- Excellent visibility
- Air suspended driver's seat
- Right hand drive

OPERATION:

- High-quality components
- Optimal engine efficiency
- Low fuel consumption
- Low operating costs
- Service checks every 500 hours



TECHNICAL SPECIFICATIONS

	City Ranger 3500				
MOTOR POWER SOURCE	Diesel 38 kW (51Hp)				
MAX SPEED (KM/H)	38				
PRODUCTIVITY RATE THEORETICAL/ ACTUAL (M ² /H)	36000/24000				
WORKING WIDTH W/2 BRUSHES (MM)	1300-2400				
WORKING WIDTH W/3 BRUSHES (MM)	3100				
MAX CLIMBING RATE (%)	18.5				
WATER TANK CAPACITY (L)	250				
HOPPER VOLUME (L)	1400				
HEIGHT W/CABIN (CM)	1890				
LENGTH X WIDTH X HEIGHT (CM)	4081 X 1130 X 1890				
WEIGHT BASIC MACHINE W/CABIN (KG)	1800				

ATTACHMENTS: OUTDOOR RANGERS



SUCTION SWEEPER UNIT



WEED BRUSH



**MULCH MOWER 1000 /
ROTARY MOWER 1000**



**MULCH MOWER 1200 /
ROTARY MOWER 1200**



**MULCH MOWER 1600/
ROTARY MOWER 1600**



GRASS COLLECTOR



FLAIL MOWER



LAWN EDGER



LEAF SUCTION UNIT



HEDGE TRIMMER



TIPPING SHOVEL



TIPPER TRAILER



**ALL PURPOSE TIPPER
TRAILER**



ENVIRONMENTAL RAKE



STREET SCRUBBER DRIER

ATTACHMENTS: OUTDOOR RANGERS



SNOW SWEEPER



DOZER BLADE



SNOW V-BLADE



SNOW BLOWER



SALT AND SAND SPREADER

GET A RELIABLE MULTI-TASKER

The Nilfisk sweeper will help you picking up debris whilst retaining the dust. The mechanical system is designed to sweep up debris (large waste, light materials or heavy dust) and control the air quality of returned to the environment. For this purpose we are using Nilfisk’s reliable vacuuming and filtration systems.



TOOL-FREE ADJUSTMENTS AND MAINTENANCE FOR INCREASED PRODUCTIVITY

An exclusive Nilfisk “tool-free” system making it easier to maintain, the main broom, the side broom and the filter. It allows you to adjust the brushes as it wears out, meaning that the sweeping performance will be maintained throughout its lifespan.

CLEANER ENVIRONMENT WITH DUSTGUARD™

The exclusive DustGuard™ feature with misting nozzles that spray a fine fog of moisture to the front and side brooms, effectively controls airborne dust for a cleaner environment.

QUALITY FILTERS AND FILTER SHAKER

The Nilfisk dust control sweeping system has been designed for optimal performance: a large vacuum turbine, a filter with a large surface area will retain the dust and the filter shaker ensures that the filter is always clean. The design of the filter shaking system is as important as its size of the filter.

A BROOM FOR EACH APPLICATION

A complete range of Nilfisk accessories such as main or side broom in PPL, natural fibres, steel and nylon mix. Washable or antistatic panel filters. Optional accessory kits: flashing lights, headlights, non-marking wheels, reverse warning, bumpers or cabins.

TABLE OF CONTENTS - SWEEPERS

SM 800	66	SR 1301	69
SW 750	66	SR 1450	69
SW900	67	SR 1601	70
SR 1000S	67	SW8000	71
SR 1101	68	SR 2000	71
SW4000	68	Accessories	72

PRODUCT SELECTOR - SWEEPERS

RELIABLE AND ROBUST MULTITASK CLEANING

Nilfisk offers you a fast, reliable and effective sweeper. We offer you two different systems – Direct and over throw, different sizes for both in- and outdoor use and models available for cleaning large carpet areas. Find the sweeper that meets your needs in the following quick view product selector.

SUGGESTED APPLICATIONS AND INDUSTRIES

Sweeper model	Walk-behind			Ride-on			
	SM 800	SW 750	SW900	SR 1000S	SR 1101	SW4000	SR 1301
							
CONTRACT CLEANING (OFFICES, BANKS ETC.)	•	•	•	•	•		
HOTELS, RESTAURANTS & CATERING	•	•	•				
PUBLIC BUILDINGS (SCHOOLS, HOSPITALS ETC.)	•	•	•	•	•	•	•
RETAIL	•	•					
CARPET CLEANING		•	•	•	•		
BUILDING & CONSTRUCTION		•	•	•	•	•	•
MANUFACTURING	•	•	•	•	•	•	•
SMALL AREA CLEANING (LIGHT - MEDIUM DUTY)	•	•	•	•			
LARGE AREA CLEANING (MEDIUM - HEAVY DUTY)					•	•	•
HARD TO REACH AREAS	•	•	•	•			
INDOOR CLEANING		•	•	•	•	•	•
OUTDOOR CLEANING	•	•	•	•	•	•	•

KEY FEATURES / BENEFITS

Sweeper model	Walk-behind			Ride-on			
	SM 800	SW 750	SW900	SR 1000S	SR 1101	SR 1301	SW4000
ADJUSTABLE HANDLE	•	•	•				
FOLDING TRANSPORT HANDLE	•	•	•				
ADJUSTABLE STEERING AND SEAT				•	•	•	
NO TOOL BROOM ADJUSTMENT	•	•	•	•	•	•	•
ELECTRIC FILTER SHAKER			•	•	•	•	•
MANUAL FILTER SHAKER		•					
HOUR METER			•	•	•	•	•
RIGHT SIDE BROOM (STANDARD)	•	•	•	•	•	•	•
LEFT SIDE BROOM (STANDARD)	•			•			
ON-BOARD CHARGER		•	•				
FLAP LIFTING DEVICE				•	•	•	•
WET SWEEP BY-PASS			•	•	•	•	•
DIRECT THROW SWEEPING		•	•				
BACK-UP WARNING ALARM				•	•	•	•
HORN				•	•	•	•
HEADLIGHTS (OPTIONAL)				•	•	•	•
PROTECTION ROLLER BUMPERS						•	•
VARIABLE HIGH DUMP SYSTEM						•	•
BATTERY LEVEL INDICATOR		•	•	•	•	•	•

PRODUCT SELECTOR - SWEEPERS

SUGGESTED APPLICATIONS AND INDUSTRIES

Sweeper model	Ride-on			
	SR 1450	SR 1601	SW8000	SR 2000
				
METAL AND STEEL INDUSTRY	•	•	•	•
CEMENT/CERAMIC FACTORY		•	•	•
BUILDING & CONSTRUCTION	•	•	•	
ASPHALT, MILLING, EXCAVATION AND EARTHWORKS	•	•	•	•
STOCK-FARMING, AGRICULTURAL FACTORY	•	•		
PARKING LOTS	•	•	•	
MINING SITES		•	•	•
WOOD FACTORIES	•	•	•	•
LOADING BAY	•	•	•	•
AUTOMOTIVE & TRANSPORTATION	•	•		
MANUFACTURING	•	•	•	•
HEAVY METAL AND STEEL INDUSTRY				•
WAREHOUSES AND DISTRIBUTION FACILITIES	•	•		

KEY FEATURES / BENEFITS

Sweeper model	Ride-on			
	SR 1450	SR 1601	SW8000	SR 2000
ADJUSTABLE STEERING AND SEAT		• (depending on variants)	•	•
POWER STEERING		•	•	•
DIRECT THROW	•	•	•	•
VARIABLE HIGH DUMP SYSTEM	•	•	•	•
BATTERY LEVEL INDICATOR	•	•		
FUEL INDICATOR AND GAUGE		•	•	•
HOUR METER	•	•	•	•
OIL PRESSURE GAUGE			•	•
WATER THERMOMETER			•	•
HEADLIGHTS			•	
MISTING SYSTEM		• (depending on variants)	• (depending on variants)	

SWEEPERS



SM 800

Efficient manually-operated sweeper that saves you time and cost

- Over throw system with two brooms gives excellent sweeping performance when collecting large debris
- Large ergonomic handle with a soft grip makes the sweeper easy to manoeuvre
- Dual caster wheels in the front are positioned behind the side brooms and are therefore always in a clean swept area
- Large non marking wheels makes it easy to push and extremely manoeuvrable
- Rugged corrosion proof frame
- Large 34 litre hopper Quick and fume free operation
- Mechanically simple, it's virtually service free

The SM 800 is a walk-behind sweeper to beat all sweepers. It's ideal for limited space or congested areas. The SM 800 picks up paper, leaves - even small screws, nails, bolts, cans, crown corks and cigarettes, etc off outdoor spaces as well as indoor floors

SW 750

Quiet and easy cleaning helps you achieve maximum productivity

- Silent running. At just 59 dbA, the SW 750 can be used in even the most noise sensitive areas
- Onboard battery (46Ah) and battery charger are supplied as standard. The battery provides up to 2 hours run time on hard floors, allowing sweeping of approximately 6,000 sq.mtrs. Optional 77 Ah battery increases running time to 3.5 hours
- The main and side brushes are adjustable to ensure perfect pressure on the floor at all times and in all conditions
- Thanks to the polyester filter the SW 750 can be used in both wet and dry applications

This battery powered, truly versatile sweeper can go anywhere and be used for cleaning everything from retail areas to gas stations. What's more, it comes with an onboard charger as standard to save time. It cleans so silently that it can be used even in the most noise sensitive areas.



TECHNICAL SPECIFICATIONS

DESCRIPTION	SM 800	SW 750 UK	
Item no.	9084801010	908 4707 010	
MOTOR POWER SOURCE	Manual	Battery 12V	
MAX SPEED (KM/H)	-	4	
PRODUCTIVITY 1 SIDE BROOM THEORETICAL/ ACTUAL (M²/H)	-	2880/1730	
PRODUCTIVITY 2 SIDE BROOMS THEORETICAL/ ACTUAL (M²/H)	3360/1680	-	
WORKING WIDTH W/RIGHT SIDE BROOM (MM)	-	720	
WORKING WIDTH W/2 SIDE BROOMS (MM)	840	-	
SOUND PRESSURE LEVEL (dB(A))		59	
HOPPER VOLUME (L)	34	60	
MAX CLIMBING RATE (%)	-	20	
LENGTH X WIDTH X HEIGHT (MM)	1300x840x1030	990x800x620	
OPERATING WEIGHT (KG)	16	68	

SW900



SW900 will offer you higher cleaning performance and productivity

- All controls operated from operator position.
- More comfortable to maneuver with new ergonomic handlebar.
- Easier to adjust speed: New traction lever integrated in handlebar.
- The hopper, holding 60 litre, easy to pull off sweeper.
- New side broom control on handlebar.
- Automatic on/off when side broom is lowered/raised.
- Quicker and more effective cleaning of filter: New electric shaker system.

SW900 walk-behind sweeper for both indoor and outdoor use offers dust free removal of dry debris. It will increase your everyday productivity through new valuable benefits: Total control from operator position, improved ergonomics with hopper on wheels, and higher cleaning performance.



SR 1000S

You get the job done quickly, discreetly and efficiently

- Sweeper theoretical productivity rate of 5.000 m2 per hour
- It turns in less than 2 m
- 3 m2 of panel filter, 50 l of hopper capacity with a climbing ability up to 16%, and other top performance features
- SR 1000S can also clean carpet areas, using the optional carpet kit
- Machine comes without batteries or battery charger.

The Nilfisk SR 1000S sweepers work fast and are compact and manoeuvrable. Suitable for indoor or outdoor work they are durable to withstand tough working conditions. Recommended for loading bays, station platforms or warehouses with narrow aisles.



TECHNICAL SPECIFICATIONS

DESCRIPTION	SW900 84B	SW900 84P	SR 1000S B WITH LEFT SIDE	SR 1000S P WITH LEFT SIDE
Item no.	41600680	9084111010	908 4201 010	908 4205 010
MOTOR POWER SOURCE	Battery	Petrol	Battery 24V	Petrol, 2.2kW/2.9Hp
MAX SPEED (KM/H)	4.5	4.5	5.5	5.5
PRODUCTIVITY 1 SIDE BROOM THEORETICAL/ ACTUAL (M²/H)	3715/2230	3715/2230	-	-
PRODUCTIVITY 2 SIDE BROOMS THEORETICAL/ ACTUAL (M²/H)	4725/2835	4725/2835	5500/3850	5500/3850
WORKING WIDTH W/RIGHT SIDE BROOM (MM)	825	825	-	-
WORKING WIDTH W/2 SIDE BROOMS (MM)	1050	1050	1000	1000
SOUND PRESSURE LEVEL (dB(A))	70	78	71,6	77
HOPPER VOLUME (L)	60	60	50	50
MAX CLIMBING RATE (%)	20	20	20	20
LENGTH X WIDTH X HEIGHT (MM)	1390x950x1100	1390x950x1100	1260x790x1160	1260x790x1160
OPERATING WEIGHT (KG)	143	88,5	224	202,5

SWEEPERS

SR 1101

Ensures you economical and productive cleaning

- Sweeper theoretical productivity from 5.400 to 6.600 m² per hour
- Strong polyethylene construction + steel frame; with robust solutions to avoid sources of malfunction and minimize service
- 4.3 m² of filter for an optimal dust control. A large flap and 70 lt hopper easily collects large debris
- Climbing rate up to 20%
- Battery version offers up to 6 hours of run time

The vast majority of ride-on professional sweeping jobs demand a machine that is compact, manoeuvrable and reliable. The SR 1101 sweeper represents simplicity and robustness in its most sophisticated form. Recommended for factory warehouses, car parks and outside areas such as parks and gardens



SW4000

One Touch sweeping minimising your operational costs

- One Touch Sweeping makes it easy to operate the SW4000 as all functions – main broom, side brooms, vacuum fan and the optional
- DustGuard are activated and terminated simultaneously
- SW4000 is also gentle to the environment with minimised energy consumption, recyclable materials, dust control and a low noise level
- The retractable, spring loaded side brooms, spring away on impact, which means that they do not break or damage any obstacles they touch
- The optional DustGuard™ misting system adds to the dust free sweeping improving the environment and working conditions for the operator

SW4000 is a ride-on sweeper with hydraulic high dump designed for maximum performance, reliability, minimising downtime and operational costs. It is the obvious choice for industry and manufacturing, warehouses, distribution centres, school yards, shopping malls, car parks, sport centres etc.



TECHNICAL SPECIFICATIONS

DESCRIPTION	SR 1101 B	SR 1101 P	SW4000 B	SW4000 P	SW4000 LPG
Item no.	9084310010	9084312010	9084400010	9084401010	9084402010
MOTOR POWER SOURCE	Battery 24V	Petrol 2.9kW/3.9Hp	Battery 24V	Petrol Honda 4.1 kW	LPG Honda 4.1 kW
MAX SPEED (KM/H)	5	5	7	7	7
PRODUCTIVITY 1 SIDE BROOM THEORETICAL/ ACTUAL (M ² /H)	4900/3430	4900/3430	6825/4780	6825/4780	6825/4780
PRODUCTIVITY 2 SIDE BROOMS THEORETICAL/ ACTUAL (M ² /H)	6300/4410	6300/4410	8750/6125	8750/6125	8750/6125
WORKING WIDTH W/RIGHT SIDE BROOM (MM)	980	980	975	975	975
WORKING WIDTH W/2 SIDE BROOMS (MM)	1260	1260	1250	1250	1250
SOUND PRESSURE LEVEL (dB(A))	63.8	78.3	65	75	75
HOPPER VOLUME (L)	70	70	75	75	75
MAX CLIMBING RATE (%)	20	20	20	20	20
LENGTH X WIDTH X HEIGHT (MM)	1480x930x1220	1480x930x1220	1640x1035x1330	1640x1035x1330	1880X1170X1470
OPERATING WEIGHT (KG)	465	392	824	594	622



SR 1301

The high dump ride-on sweeper ensures you better performance

- Sweeper theoretic productivity from 6,600 m² to 10,800 m² per hour
- Hydraulically operated to dump into bins up to 1.42 m high
- It has climbing rate up to 20%

Nilfisk SR 1301 is a big performance ride-on sweeper with a cleaning capacity of up to 10.800 m² per hour. It's ideal for outdoor and indoor sweeping applications, such as parking lots, pathways, railway stations, loading bays, warehouses, and industrial settings.



SR 1450

Compact design giving you easy manoeuvrability

- Sweeper theoretical productivity rate from 9.000 to 13.500 m² per hour
- Designed to be used both indoors and outdoors
- Ideal for limited spaces and handy in tight areas
- The hydrostatic drive is controlled by a single pedal
- No tools are necessary to replace the broom
- Machines come with right side brush and PPL brushes.

The SR 1450 is a small and compact, fully hydraulically driven sweeper. These robust sweepers are ideal for work in congested and tight-space areas. The dust-free sweeping system is ideal for indoor and outdoor uses such as warehouses, shopping centres and car parks.



TECHNICAL SPECIFICATIONS

DESCRIPTION	SR 1301 B	SR 1450 B	SR 1450 D
Item no.	9084511010	13300041	13300042
MOTOR POWER SOURCE	Battery 24V	Battery, 36V	Diesel 2 Cyl. 13,4HP
MAX SPEED (KM/H)	6	8	13
PRODUCTIVITY 1 SIDE BROOM THEORETICAL/ ACTUAL (M ² /H)	6300/4410	9200/6440	14950/10465
PRODUCTIVITY 2 SIDE BROOMS THEORETICAL/ ACTUAL (M ² /H)	7860/5505	11600/8120	1850/1395
WORKING WIDTH W/RIGHT SIDE BROOM (MM)	1055	1150	1150
WORKING WIDTH W/2 SIDE BROOMS (MM)	1310	1450	1450
SOUND PRESSURE LEVEL (dB(A))	67	76.1	80
HOPPER VOLUME (L)	130	115	115
MAX CLIMBING RATE (%)	16	12	16
LENGTH X WIDTH X HEIGHT (MM)	1750x1200x1370	1880x1170x1470	1880x1170x1470
OPERATING WEIGHT (KG)	704	720	1024

SWEEPERS



SR 1601

Technically advanced sweeper that reduces your cleaning costs

- Excellent sweeper manoeuvrability thanks to the power steering (STD)
- Nilfisk DustGuard™ system completely controls airborne dust to reduce cleaning time
- Free floating main broom and fine tuning knob adjustment increases productivity and performance
- MaxAccess™ system provides fast and easy access to facilitate servicing
- The strong yet lightweight rotomoulded polyethylene covers and bumpers over a steel chassis provide automobile industry quality protection
- NoTools™ system speeds main broom and side broom changing cutting down on service time

Nilfisk SR1601 range of sweepers are claimed to be the most technically advanced sweepers in their category, with innovations that increase cleaning productivity whilst simplifying operating and servicing requirements. Designed for industrial applications such as heavily soiled factories and constr



The exclusive DustGuard™ system effectively controls airborne dust by providing a fine mist of moisture to the front and side brushes



TECHNICAL SPECIFICATIONS

DESCRIPTION	SR 1601 D3 / MAXI	SR 1601 B / MAXI	SR 1601 LPG3 / MAXI	SR 1601 D3 HD
Item no.	13300101 13300148	13300103 / 13300149	13300105 / 13300161	13300175
MOTOR POWER SOURCE	Diesel, 3cyl. 18.5kW/24.8HP	Battery 48V	LPG, 3cyl. 23.1kW/31HP	Diesel, 3cyl. 18.5kW/24.8HP
MAX SPEED (KM/H)	12	8	12	12
PRODUCTIVITY 1 SIDE BROOM THEORETICAL/ACTUAL (M²/H)	15000/10500 / -	10000/7000 / -	15000/10500 / -	15000/10500
PRODUCTIVITY 2 SIDE BROOMS THEORETICAL/ ACTUAL (M²/H)	19200/13440	12800/8960	19200/13440	19200/13440
WORKING WIDTH W/RIGHT SIDE BROOM (MM)	1250	1250	1250	1250
WORKING WIDTH W/2 SIDE BROOMS (MM)	1600	1600	1600	1600
SOUND PRESSURE LEVEL (dB(A))	88	69.5	87	88
HOPPER VOLUME (L)	315	315	315	315
MAX CLIMBING RATE (%)	25	20	25	25
LENGTH X WIDTH X HEIGHT (MM)	2220x1320x1460	2220x1320x1460	2220x1320x1460	2220x1320x1460
OPERATING WEIGHT (KG)	1050 / 1070	1295 / 1315	1052 / 1072	1268



SW8000

Now you can sweep up to a two metre path in one go

- The unique DustGuard™ feature with misting nozzles sprays a fine fog of moisture to the front and side brooms.
- The main broom 1.3 metre sweeping path is the widest in the industry, providing better performance and faster cleaning.
- The strong polyethylene covers offer a high driving protection and even absorbing bumps.
- The huge and comfortable operator compartment combined with a clear view of the working zone ensures greater safety during daily operation.

The Nilfisk SW8000 puts you in the driver's seat of the most advanced and innovative industrial class ride-on sweepers. With its extraordinary 2 metre wide sweeping path, the SW8000 lets you sweep and clean large areas, such as car parks, warehouses and factory floors.

SR 2000

Ensures you fast and efficient cleaning in heavy-duty applications

- Can carry up to 818 kg of debris, and dump to a height of 152 cm
- Two water resistant panel filters provide an exceptionally large filtering area with dust control to 1 micron in size
- Power steering and adjustable suspension sweeper
- High temperature warning light indicates that hot debris has been swept into the hopper
- Possibility to roll hopper out to move debris forward, reduced need for dumping = increased productivity
- Adjustable seat as standard

When the debris is really heavy on the ground, a serious approach is needed. The Nilfisk SR 2000 sweeper, with its large capacity, robust design, and technically advanced features provides fast and efficient cleaning in these heavy-duty applications.



TECHNICAL SPECIFICATIONS

DESCRIPTION	SW8000 165 LPG 4-CYL	SW8000 165 D 4-CYL	SW8000 165 LPG 4-CYL CAB	SW8000 165 D 4-CYL CAB	SR 2000 DIESEL	SR 2000 LPG
Item no.	56107512	56107513	56107514	56107515	56516753	56516755
MOTOR POWER SOURCE	LPG	Diesel	LPG	Diesel	Diesel 4cyl. 2500, 47.3 hp	LPG 4cyl. 3.0L, 86 hp
MAX SPEED (KM/H)	15	15	15	15	13	13
PRODUCTIVITY 1 SIDE BROOM THEORETICAL/ ACTUAL (M ² /H)	23925/16750	23925/16750	23925/16750	23925/16750	21710/15200	21710/15200
PRODUCTIVITY 2 SIDE BROOMS THEORETICAL/ ACTUAL (M ² /H)	29000/20300	29000/20300	29000/20300	29000/20300	25740/18018	25740/18018
WORKING WIDTH W/RIGHT SIDE BROOM (MM)	1650	1650	1650	1650	1670	1670
WORKING WIDTH W/2 SIDE BROOMS (MM)	2000	2000	2000	2000	1980	1980
SOUND PRESSURE LEVEL (dB(A))	80,6	82,8	80,6	82,8	92.3	92.3
HOPPER VOLUME (L)	400	400	400	400	765	765
MAX CLIMBING RATE (%)	20	20	20	20	21	21
LENGTH X WIDTH X HEIGHT (MM)	2410x1630x1500	2410x1630x1500	2410x1630x1500	2410x1630x1500	2460x1790x1510	2460x1790x1510
OPERATING WEIGHT (KG)	1427	1435	1585	1593	1724	1724

OVERVIEW OF ACCESSORIES: SWEEPERS COMMERCIAL




MAIN BROOM NATURAL

For applications with fine dust, sensitive floors and carpet sweeping



MAIN BROOM STEEL+PPL

Popular for use to sweep both indoors and outdoors



HEADLIGHT

Can be fitted to the front of the sweeper to improve visibility



FLASHING BEACON

Draws attention to the machine in its working environment



SIDE BROOM PROTECTION

Protect the side brooms of the machine



ON-BOARD CHARGER

For both Wet and Gel Batteries




NON MARKING SKIRTS

Skirts for sweeping on highly sensitive floors



CARPET KIT

Non marking skirts, natural fibre main and side brooms, pre-filter. To be used in carpet sweeping applications



BRUSH, LEFT SIDE KIT

Sweeps the dirt and debris into the path of the main broom. Enlarges the total sweeping path and consequently the productivity of the sweeper



FILTERS

Paper filter: Works well in dry, high dust conditions
Polyester: Excellent in moist applications, can be washed, dried and re-used



OVERHEAD GUARD

For additional operator safety, especially in warehouses and Industry

OVERVIEW OF ACCESSORIES: SWEEPERS INDUSTRIAL



MAIN BROOM NATURAL

Excellent material for dust control and sweeping fine debris, but has a relatively shorter wear life than other materials.



MAIN BROOM PPL + STEEL

Popular for use to sweep both indoors and outdoors



MAIN BROOM PPL

Superior pickup of sand, gravel and litter. Less aggressive on the floor compared to the PPL+STEEL



SOLID, SUPER ELASTIC TIRES

Can not puncture, mostly used in industry with metal chips or nails



SUSPENSION SEAT

Comfortable seat with adjustable suspension based on operator's weight



FRONT CORNER GUARDS

Protect the front of the machine



LITTER VAC

Suitable for cleaning hard to reach spots like dock plates, under steps or shelving etc.



DUSTGUARD™ KIT

To control air borne dust on the side broom/s



WORKING LIGHT FRONT

The front and rear lights provide light on focused areas where the headlights do not reach



WORKING LIGHT REAR



OVERHEAD GUARD

For additional operator safety, especially in warehouses and industry



RAISED AIR INTAKE

Elevates engine air intake level . Used in very dusty applications

SWEEPERS SYSTEM

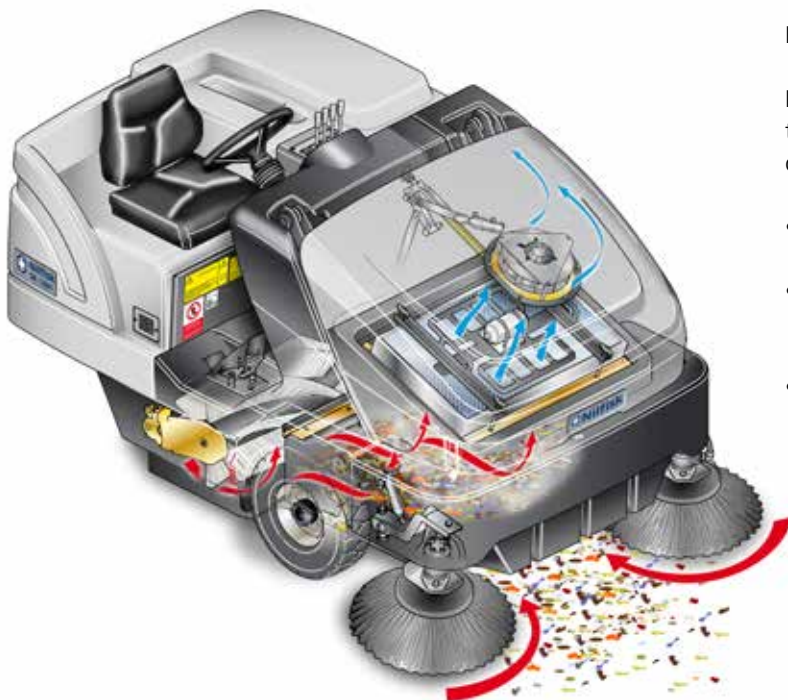
We offer machines with different sweeping systems, over throw and direct throw



OVER THROW

The hopper is placed behind the main broom, debris is loaded by making it roll over the main broom and into the hopper. This system can have two main brooms.

- Higher hopper capacity, as it is filled from the top
- Easy to manoeuvre as the steering is in the front
- Shorter and more compact machine
- Great visibility as the hopper is in the back
- Good performance in sweeping large light debris like litter and leaves



DIRECT THROW

Direct throw sweepers have the hopper in front of the main broom, debris are loaded by pushing it directly into the hopper.

- Create less dust as the debris are pushed a short distance directly into the hopper
- Better in sweeping small heavy debris, as they don't need to travel over the broom but are pushed directly into the hopper
- Good performance in heavy dusty applications or where there are small heavy items that need to be swept

SINGLE DISC, BURNISHERS AND CARPET CLEANERS

CREATE WELL-BEING AND COMFORT

For cleaning carpets and hard floor surfaces, we have a carpet extractor range of machines and single discs that will show your floors off to their best advantage. Clean carpets or shiny floors increase feelings of well-being and comfort, whether it is your staff or people visiting hotels, schools, hospitals, homes, boutiques or shops.



SAVE WATER AND CHEMICALS WITH NILFISK CARPET EXTRACTOR BRUSHING SYSTEM

The carpet extractor machines clean the carpet quickly and efficiently. With the injection-extraction system, the injector sprays water and detergent on the carpet, while the cylinder brush washes and the vacuum attachment picks up the dirty water, leaving the carpet completely clean. Nilfisk carpet extractors are of high quality design and our first class engineering saves both water and chemicals.

PROLONG THE LIFE OF YOUR FLOORS

If you require a finish that adds shine to a marble, terrazzo or vinyl floor, then rotating appliances are the ideal choice. The crystallising process consists of spreading a crystallising liquid evenly over the floor to protect it and block the pores and joints between the paving stones. After the floor has been crystallised at low speed, it is polished with a high-speed rotating head. The application of this protective coating means great savings, as it facilitates maintenance and prolongs the life of the floor.

CLEANING OF CARPETS WITH DRY FOAM

The rotating appliances also offer the option of cleaning carpeted floors with “dry foam” method. The foam is produced by a 230V/50Hz blower mounted on the top of the water tank of the single disc machine and spreads directly in the centre of the nylon brush through a nozzle mounted at the bottom of the base of the machine.

This method ensures no risk of carpet peeling after cleaning, prevents its discoloration and allows a quicker drying process after the task has been performed.

TABLE OF CONTENTS - SINGLE DISC, BURNISHER & CARPET CLEANERS

FM400 L	77
510B/510B-3	77
PS 333A	78
FM400 H	78
FM400 D	79









BU500	80
UHB 51-1500	81
UHR 70-1700	81
Accessories	82
AX 14	84
AX 410	84
Accessories	85

PRODUCT SELECTOR - SINGLE DISCS AND BURNISHERS

CLEAN FLOORS – GOOD IMAGE

Clean floors provide an excellent first impression for customers, clients, students or stakeholders entering your buildings. Nilfisk-Advance offers you reliable single discs and burnishers for cleaning and maintaining the appearance of your floors. Find the machine that meets your needs in the following product selector.

SUGGESTED APPLICATIONS AND INDUSTRIES

Single discs & Burnishers model	Single discs					Burnishers		
	PS 333A	FM400 L	FM400 H	FM400 D	510B/B-3	BU500	UHB 51-1500	UHR 70-1700
								
CONTRACT CLEANING (OFFICES, BANKS ETC.)	•	•	•	•	•	•	•	•
HOTELS, RESTAURANTS & CATERING	•	•	•	•		•		
PUBLIC BUILDINGS (SCHOOLS, HOSPITALS ETC.)	•	•	•	•		•	•	•
RETAIL	•	•	•	•		•	•	
AUTOMOTIVE & TRANSPORTATION	•	•	•	•		•	•	•
BUILDING & CONSTRUCTION					•	•	•	•
MANUFACTURING		•	•	•		•	•	•
SMALL AREA CLEANING (LIGHT - MEDIUM DUTY)	•	•	•	•		•		
LARGE AREA CLEANING (MEDIUM - HEAVY DUTY)		•	•	•	•		•	•
HARD TO REACH AREAS	•	•	•	•	•			

KEY FEATURES / BENEFITS

Single discs & Burnishers model	Single discs					Burnishers		
	PS 333A	FM400 L	FM400 H	FM400 D	510B/B-3	BU500	UHB 51-1500	UHR 70-1700
LOW SPEED	•	•			•			
HIGH SPEED			•					
DUAL SPEED				•				
BURNISHER						•	•	•
BATTERY WALK-BEHIND							•	
BATTERY RIDE-ON								•
DUST COLLECTION			•	•			•	•
BONNET MOPPING	•	•						
CARPET SHAMPOOING	•	•			•			
POLISHING			•	•		•	•	•
SCRUBBING	•	•	•	•	•			
SPRAY CLEANING	•	•	•	•	•			
STRIPPING		•			•			
SANDING		•	•	•	•			
VITRIFICATION		•		•	•			
FLOATING DECK							•	
PRESSURE REGULATION								•



FM400 L

Low speed for standard cleaning applications

- Price competitive: Our NEW range are extremely competitively priced compared to all major competitors
- Nilfisk design: Our own Nilfisk brand enables cost savings and complexity reduction
- Common accessories: Less complicated and easy to operate
- Improved features: cable hook, big wheels, easy cable replacement, ergonomic handle and improved safety
- A complete range of optional accessories to suit specific tasks

FM400 L machines have a 43 cm brush/pad diameter and are designed for medium-duty usage, comfortable and fatigue free operation, producing effective results. Scrubbing and spray cleaning and stripping of hard floors, for example, are handled efficiently and quickly.



510B

Perfect for heavy scrubbing giving you exceptional results

- Heavy Duty single disc machines
- Aggressive deep cleaning due to more torque
- Gearbox drive for tough cleaning jobs
- Motor overload protection switch
- Machine is sold without any accessories
- Tank, brushes, pad holders and pads should be ordered separately

The Nilfisk 510 B is a robust heavy-duty single disc machine for industrial cleaning. High cleaning power due to extra torque ensures exceptional results in both wet and dry cleaning.



TECHNICAL SPECIFICATIONS

DESCRIPTION	FM400 L UK - LOW SPEED	NILFISK 510B 22	510B 240V 50HZ HEAVY DUTY	
Item no.	56380057	L08910150	L08910154	
RATED POWER (W)	1100	1500	1500	
SOUND PRESSURE LEVEL AT 1.5 M (DB(A))ISO 3744)	59	64	64	
BRUSH/PAD DIAMETER (MM)	430	510	510	
BRUSH/PAD PRESSURE (G/CM²)	24	51	51	
BRUSH/PAD SPEED (RPM)	180	145	145	
BRUSH TORQUE (NM)	63	98	98	
CABLE LENGTH (M)	15	12	12	
HEIGHT MOTORHOUSING (MM)	323	315	315	
HEIGHT W/HANDLE VERTICAL (MM)	1236	1210	1210	
LENGTH X WIDTH X HEIGHT (CM)	57.2 x 44.5 x 123.6	61x61x121	61x61x121	
WEIGHT (KG)	37	67	67	

SINGLE DISCS



PS 333A

Your ideal choice for light scrubbing and polishing

- Easy and safe to use, features built in safety grip
- Individually adjustable handle bar
- Easy to transport between cleaning locations
- Easy to clean under low furniture
- Machine is sold without any accessories
- Tank, brushes, pads and pad holders should be ordered separately

The most compact single disc machine on the market, ideal for floor maintenance, light scrubbing and polishing.



FM400 H

High speed machine for polishing applications

- Price competitive: Our NEW range are extremely competitively priced compared to all major competitors
- Nilfisk design: Our own Nilfisk brand enables cost savings and complexity reduction.
- Common accessories: Less complicated and easy to operate
- Improved features: cable hook, big wheels, easy cable replacement, ergonomic handle and improved safety
- A complete range of optional accessories to suit specific tasks

Ideal for high-speed polishing, scrubbing and spray cleaning of hard floors. The balance is excellent and the solid aluminium construction provides durability and extended life.



TECHNICAL SPECIFICATIONS

DESCRIPTION	PS333A EU	FM400 H UK - HIGH SPEED	
Item no.	12324501A	56380060	
RATED POWER (W)	500	1500	
SOUND PRESSURE LEVEL AT 1.5 M (DB(A)ISO 3744)	54	61	
BRUSH/PAD DIAMETER (MM)	330	430	
BRUSH/PAD PRESSURE (G/CM²)	37		
BRUSH/PAD SPEED (RPM)	188	410	
BRUSH TORQUE (NM)	25	36	
CABLE LENGTH (M)	10	15	
HEIGHT MOTORHOUSING (MM)	220	323	
HEIGHT W/HANDLE VERTICAL (MM)	1120	1236	
LENGTH X WIDTH X HEIGHT (CM)	40x33x112	57.2 x 44.5 x 123.6	
WEIGHT (KG)	22	40	

SINGLE DISCS / BURNISHER



FM400 D

Price competitive: Our NEW range are extremely competitively priced compared to all major competitors Nilfisk design: Our own Nilfisk brand enables cost savings and complexity reduction. Common accessories: Less complicated and easy to operate Improved features: cable hook, big wheels, easy cable replacement, ergonomic handle and improved safety A complete range of optional accessories to suit specific tasks

FM400 D offers the choice of either 185 or 370 rpm for easy, efficient and cost-effective maintenance of virtually all floors. Built for standard and medium-duty use, this unit handles stripping or scrubbing as well as high-speed spray cleaning or polishing.



BU500

Ease of use and reliability at a competitive price

- Price competitive: extremely competitive on pricing against major competitors
- Nilfisk Brand: Enables cost savings and complexity reduction
- Improved features: cable hook, big wheels, safety, easy cable replacement, ergonomic handle

The new BU500 burnisher is a 1500rpm belt driven machine. Improved ergonomic features enables ease of use and transportation, such as the NEW ergonomic handle, trip fuse, built-in padholder, 15m cable and robust construction.



TECHNICAL SPECIFICATIONS

DESCRIPTION	FM400 D UK - DUAL SPEED	BU500 UK	
Item no.	56380062	56380064	
PROTECTION CLASS / IP PROTECTION	IPX4	IPX0	
RATED POWER (W)	1100/1500	1100	
SOUND PRESSURE LEVEL AT 1.5 M (DB(A)ISO 3744)	61	>70	
BRUSH/PAD DIAMETER (MM)	430	510	
BRUSH/PAD PRESSURE (G/CM ²)	26	10	
BRUSH/PAD SPEED (RPM)	185/370	1500	
BRUSH TORQUE (NM)	58/40	12	
CABLE LENGTH (M)	15	15	
HEIGHT MOTORHOUSING (MM)	323	n.a.	
HEIGHT W/HANDLE VERTICAL (MM)	1236	1261	
LENGTH X WIDTH X HEIGHT (CM)	57.2 x 44.5 x 123.6	82.4 x 56.6 x 126.1	
WEIGHT (KG)	40	41	



UHB 51-1500

Giving you excellent performance when cleaning medium to large hard floors

- Self regulating pad pressure eliminates the need for adjustments & reduces operator errors
- Simple controls and low profile design make operating the unit easier and safer
- The burnishing deck automatically lifts when the motor is turned off for better floor protection
- Excellent dust control with HEPA filtration optional for dust sensitive areas
- On board battery charger saves downtime and adds convenience

The new Nilfisk UHB 51-1500 represents the very latest and most technically advanced means of restoring and maintaining a high gloss shine on floors. The many improved features include: easier than ever operation; added safety considerations; passive dust control and better ergonomics.



UHR 70-1700

Exceptional productivity

- 1700 rpm pad speed utilizes three different pressure settings for a consistent finish every time
- Easy one button operation
- Adjustable pad pressure settings for optimal result
- Compact design for maximum manoeuvrability
- Centre placed pad system for easy and safe operation
- Machine is supplied complete with pad holder, pads should be ordered separately

This battery powered ride on burnisher provides quiet and productive coverage of large hard floor areas, such as airport terminals, shopping centres and hospitals. The extended battery run time allows an exceptional coverage 12,500 sq.m on a single battery charge.



TECHNICAL SPECIFICATIONS

DESCRIPTION	UHB 51-1500	UHR 70-1700 RIDE-ON	
Item no.	41600000	56422001	
PROTECTION CLASS / IP PROTECTION	IPX4	I/IP30	
RATED POWER (W)	1500	2650-3200	
SOUND PRESSURE LEVEL AT 1.5 M (DB(A)ISO 3744)	68	69	
BRUSH/PAD DIAMETER (MM)	510	690	
BRUSH/PAD PRESSURE (G/CM ²)	AUTOMATIC	3 settings	
BRUSH/PAD SPEED (RPM)	1500	1700	
BRUSH TORQUE (NM)	-	AUTOMATIC	
CABLE LENGTH (M)	-	-	
HEIGHT MOTORHOUSING (MM)	-	-	
HEIGHT W/HANDLE VERTICAL (MM)	-	-	
LENGTH X WIDTH X HEIGHT (CM)	136x56x106	166x91x137	
WEIGHT (KG)	88	220	



OVERVIEW OF ACCESSORIES: SINGLE DISCS AND BURNISHERS



PAD HOLDERS
Low speed
High speed
Flexi



5 BRUSHES SATELLITE SYSTEM
Available with different bristles diameter and material (for 510 B/B3 only)



NATURAL FIBRE
To be used on carpet



HARD FLOOR BRUSH
For medium/heavy scrubbing



HEAVY DUTY BRUSH
For deep cleaning, difficult removal and stripping



HARD PADS
Black: stripping
Brown: stripping
Blue: stripping/scrubbing



MEDIUM PADS
Green: scrubbing
Red: soft scrubbing/ spray cleaning.



SOFT PADS
Orange Green: polishing high speed
Beige: polishing low speed
White: spray cleaning/polishing



FOAM GENERATOR
For carpet dry foam method



DUST SKIRT
To be applied together with vac unit (dry applications)



SPRAY BOTTLE KIT
For spray cleaning applications



SOLUTION TANK
For scrubbing applications





VACUUM KIT
To be used in all applications where dust should be collected and/or controlled

PRODUCT SELECTOR - CARPET EXTRACTORS

MAINTAIN A SPOTLESS CLEANING RECORD

The compact carpet extractors are handy and easy to use – and they help you keep your carpets, hard floors, armchairs, seats or walls clean and spotless. Find the carpet extractor that meets your needs in the following product selector.

SUGGESTED APPLICATIONS AND INDUSTRIES

Carpet cleaner model	Portable	Walk-behind
	AX 14	AX 410
		
CONTRACT CLEANING (OFFICES, BANKS ETC.)	•	•
HOTELS, RESTAURANTS & CATERING	•	•
PUBLIC BUILDINGS (SCHOOLS, HOSPITALS ETC.)	•	•
RETAIL	•	•
AUTOMOTIVE, RENTAL SHOPS & TRANSPORTATION	•	
SHOPPING MALLS, AIRPORTS & EXHIBITION CENTRES		•
SMALL AREA & SPOT CLEANING (LIGHT - MEDIUM DUTY)	•	
LARGE AREA CLEANING (MEDIUM - HEAVY DUTY)		•
OPEN SPACED CLEANING (HEAVY DUTY)		•
HARD TO REACH AREAS	•	•

KEY FEATURES / BENEFITS

Carpet cleaner model	Portable	Walk-behind
	AX 14	AX 410
COLD WATER	•	•
CARPET FLOOR TOOL - STANDARD OR OPTIONAL	•	•
UPHOLSTERY & STAIR TOOL - STANDARD OR OPTIONAL	•	•
WALL COVERING TOOL - STANDARD OR OPTIONAL	•	•
HARD FLOOR TOOL - STANDARD OR OPTIONAL	•	•
DUAL MODE CLEANING		•
HEAVY DUTY CONSTRUCTION		•
"GREEN" WATER AND CHEMICALS CONSUMPTION		•
ERGONOMIC		•

CARPET EXTRACTORS



AX 14

Clean carpets quickly and effectively with the injection-extraction system

- Cord storage on the machine
- Accessories for cleaning wall coverings, carpets, hard floors, rugs, armchairs and seats
- Injection pump protected by a removable filter in the solution tank
- Integrated ergonomic handle

Nilfisk AX 14 is a compact carpet cleaning machine for effective cleaning of textile coverings. AX 14 is practical solutions for cleaning professionals, hotels, institutions, restaurants, rental shops etc.



AX 410

With on-board accessories for dual mode carpet cleaning

- Dual mode (renovation or maintenance cleaning) for greater productivity
- Quality design and first class engineering saves water and chemicals
- State of the art moisture recovery speeds up drying time
- On board accessories makes it easy to clean seats and wall coverings and hard to reach areas
- The handle is adjustable for easy storage and ergonomic operation
- Hard floor cleaning with hard floor kit

The AX410 offers on-board accessories and dual mode cleaning.



TECHNICAL SPECIFICATIONS

DESCRIPTION	AX 14 UK CARPET EXTRACTOR	AX 410 UK CARPET EXT 230V		
Item no.	12405102	20000112		
RATED POWER (W)	1000	1600		
AIRFLOW (L/SEC)	60	46		
VACUUM AT NOZZLE (KPA)	20	-		
SOUND PRESSURE LEVEL (DB(A) BS 5415)	76	69		
WORKING WIDTH (MM)	220	410		
SUCTION WIDTH (MM)	220	457		
PUMP PRESSURE (BAR/PSI)	5/73	4/60		
BRUSH SPEED (RPM)	-	-		
SOLUTION/RECOVERY TANK (L)	14/14	30/23		
LENGTH X WIDTH X HEIGHT (CM)	54X50X40	71x47x80		
WEIGHT (KG)	12,7	45		

OVERVIEW OF ACCESSORIES: CARPET EXTRACTORS



HARD FLOOR SQUEEGEE KIT

For AX 410 on hard floors



CARPET ACCESSORY KIT

For AX 14. For use in corners, under furniture, on soft floors

RELIABILITY IN PARTNERSHIP – FLEXIBILITY IN PURCHASE

Financial planning is essential to all businesses. At Nilfisk-Advance, we recognise the need to offer flexible financing options that make the latest and best cleaning products available while maintaining budgetary control.

Finding solutions to effective financing is as much a part of our business as the cleaning solutions themselves. So let's talk.

UP TO DATE WITH THE RIGHT FINANCING

We offer sensible financial packages that enable you to upgrade your products to meet changes in the market and application environments, allowing you to be up-to-date at all times. Below you'll find an overview of our financial packages and their key advantages.

They are adapted to local laws and conditions, so they may vary from country to country. Please contact your local Nilfisk representative for detailed information on the financial offerings available.

FINANCIAL SOLUTION	DEFINITION	KEY ADVANTAGES
Leasing	The machines are sold through a leasing company which in return will lease the machines to you for a fixed number of years.	<ul style="list-style-type: none">• No tie up of capital• Fixed monthly instalment• Leasing expenses are tax deductible• Improved balance sheet performance
Short-term rental	For the occasional need you can rent a Nilfisk machine for a shorter term period (limited range of machines available).	<ul style="list-style-type: none">• Coverage of ad hoc needs• Short term commitment• Flexible renting periods• Covers seasonal changes in demand
Long-term rental	<p>The machines are sold through a leasing company which in return will lease the machines to you.</p> <p>The monthly instalment includes a full service contract.</p> <p>Flexibility regarding upgrade / exchange or return of machines can be built into the contract.</p>	<ul style="list-style-type: none">• 100% cost transparency and increased flexibility• No tie up of capital• Full service contract• Fixed monthly instalment• Leasing expenses are tax deductible• Improved balance sheet performance• Machines according to need• Easy calculation of cleaning cost• Replacement machines
Individual solutions	Let us tailor-make a solution meeting your specific requirements based on a mix of the various purchase and service options.	<ul style="list-style-type: none">• Customer specific solutions• Solution to logistical problems• Dedicated service resources• Special service requirements• Mix of purchase and finance options



GREEN MEETS CLEAN

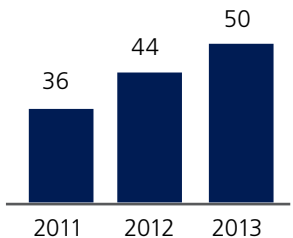
We are committed to the highest level of Corporate Responsibility – enabling you to deliver on your promises in a long-term and sustainable manner. That is why:

- We lower our customers' total cost of operation and maximise their return on investment by developing productive, easy-to-use and reliable products with improved environmental performance – using less energy, less water and less detergent.
- We enhance your capacity to perform sustainable cleaning and create lasting value for your customers, employees and owners. In 2012, 71% of all Nilfisk-Advance product launches featured environmental improvements.
- We focus on our own internal consumption of resources and work actively to lower our carbon footprint. Our European and Asian production facilities are all certified under ISO 14001 Environmental Management System, and we collect detailed figures and monitor all emissions deriving from our company.
- We are a proud participant of the United Nations Global Compact and the Carbon Disclosure Project.

We believe that responsibility begins with our own behaviour when we design, manufacture and distribute our products. We take a leading position in this behaviour, and we call it 'Green meets clean'.

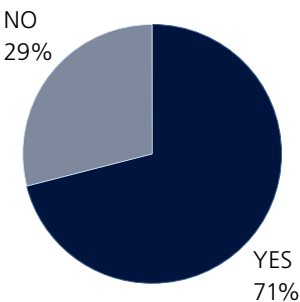
green
meets
clean

% of suppliers who have signed UNGC



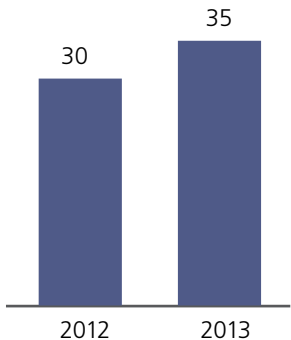
Products with environmental improvements

(Percentage of new products with environmental improvements)



External representation - chairs in external bodies

- aims to set standards for our industry



WE SUPPORT YOUR PRODUCTIVITY WITH RELIABLE SERVICE



HOW DOES NILFISK GUARANTEE SUCH A LEVEL OF SERVICE?

The answer is simple: a combination of critical size, know how and a real willingness to keep our promises. Today thanks to the number of machines managed by Nilfisk throughout the UK, we have considerable means and resources to fulfil our customer commitments.

FULL SERVICE + CONTRACT

- Labour
- Travel
- Spares
- Wear Parts
- 4 visits (min.)
- 24 hr response time

FULL SERVICE CONTRACT

- Labour
- Travel
- Spares (not consumables)
- 4 visits (min.)
- 24 hr response time



STANDARD CONTRACT

- Labour
- Travel
- 2 visits (min.)
- 48 hr response time

BESPOKE CONTRACTS

- Individually tailored contracts for specific markets eg contract cleaning

WE SUPPORT YOUR PRODUCTIVITY WITH RELIABLE SERVICE

TECHNICAL SUPPORT *

NATIONAL PRESENCE

Our 48 service technicians offer full UK mainland coverage and are on hand to give you advice, solve any technical problems or upgrade your current equipment.

CONTINUOUS TRAINING

Our technicians are kept up-to-date with new product development and we carry out in-house training both in the UK and at our European Training Centre to ensure they master the latest technology used in our machines.

MOBILE WORKSHOP

Each of our technicians have a workshop-on-wheels equipped with a stock of spare parts and the latest diagnostic equipment to service or repair your equipment.

HOT LINE & TECHNICAL SUPPORT

We appreciate that downtime must be kept to a minimum and can often diagnose and give advice to get your machine up-and-running over the phone. Our technical assistants have the experience and information at hand to help.

BREAKDOWN SERVICE

Nilfisk manages cleaning machines for both blue chip and private companies. With our preventive and remedial service offering, we can propose solutions adapted to both the size of machine used and the type of environment.

ON-SITE REPAIRS

After diagnosis over the telephone, if necessary, the technician in your region will arrive as quickly as possible to restore your equipment to full working order.

CONTRACT COMMITMENT

In addition to a professional service and repair arrangement our contracts always include:

- Continuous staff training
- Advice in terms of daily maintenance

Our different service contracts are adapted to your needs in terms of productivity and the size of your company. Some contract options include travel, labour and even parts to enable you to budget accurately for your equipment costs. For more information contact our Service Department on 01768 868995.



N-sure is our bespoke call management system that operates live time. All engineers carry hand held PDA's that facilitate full Asset Tracking and provide instant communication back to head office. Live time machine and service status information is then available to clients via a web portal.

* UK mainland only

” *The service set-up Nilfisk-Advance provides is the best. They are ahead of competition when it comes to service and the flexibility we experience is second to none* **“**

CLEANING SERVICE SLAGELSE MUNICIPALITY
Slagelse Municipality offers cleaning services to the public sector

MS. LINE KORSAGER BAGGER
Supervisor
Cleaning Services, Slagelse, Denmark



NILFISK-ADVANCE IN BRIEF

WE ARE ALWAYS NEAR BY

With global company headquarters in Denmark, Nilfisk-Advance has production facilities in North America, South America, Europe, and China. You will find our extensive network of sales entities in 43 countries and our network is furthermore represented in more than 100 countries around the world.

NILFISK-ADVANCE IN BRIEF

Nilfisk-Advance is one of the world's leading manufacturers and suppliers of professional cleaning equipment. We have developed professional cleaning equipment for over 100 years and we currently have over 5,200 employees worldwide, with global sales of approx. EUR 871 M in 2012.

Read more about our company on www.nilfisk-advance.com

” Nilfisk-Advance is a good business partner for us. Nilfisk delivers the products and services which help me to develop and maintain customer satisfaction. The product range is very relevant for our business needs and the products are user friendly. Service responds quickly to our requests and offers the most efficient solution. “

EUREST SERVICES

Facility services provider for leading national business and industry organisations.

MR. CEM ALAKUŞTEKİN

Sales Director
Eurest Services, Istanbul, Turkey



www.nilfisk.co.uk
www.nilfisk.ie
01768 868995 (UK)
01 2943838 (IE)

green
marks
clean Read more on nilfisk-advance.com

 **Nilfisk**
trusted since 1906