Aluminium Products Range

- Rolled Sheet
- Specialised Sheet
- Painted Sheet
- Plate
- Extruded Flat Bar
- Extruded Equal Angle
- Extruded Unequal Angle
- Extruded Channel
- Panel Tube
- Extruded Square Tube
- Extruded Round Bar
- Extruded Square Bar
- Extruded Double Feather Edge
- Specialist Extrusion
- Alucore®
- ASD Composite



Aluminium - Grades and Specifications

	Description	Processing Methods							
	Brief Description	TIG/ MIG	Resistance	Protective	Decorative	Hot Bending	Cold Bending	Deep Draw	Spinning
1050A	Low strength; high corrosion resistance; high thermal and electrical conductivity	E	G to E	E	E in softer tempers	E, though local softening would be expected in any temper other tahn soft	High at quarter hard, fair above (see bend radii)	High up to quarter hard, fair above (see bend radii)	High up to quarter hard, not generally done in harder tempers
5251	Medium strength material, high corrosion resistance particularly against vseawater, easy to form and weld. Lends itself to deep drawing with appropriate process treatment	E	E	E	Not generally used	E, though local sofetening would be expected in any temper other than soft	High at quarter hard, fair above (see bend radii)	High up to quarter hard, not generally done in harder tempers	High up to quarter hard, not generally done in harder tempers
3103	Medium strength properties, high corrosion resistance, easy to form and easy to weld	E	E to V	E	Not generally used	E, though local sofetening would be expected in any temper other than soft	High at quarter hard, fair above (see bend radii)	High up to quarter hard, not generally done in harder tempers	High up to quarter hard, not generally done in harder tempers
5005	Medium strength properties, high corrosion well suited to deep drawing applications. Easily welded	E	E to V	E	E in appropriate condition	E, though local sofetening would be expected in any temper other than soft	High at quarter hard, fair above (see bend radii)	High up to quarter hard, not generally done in harder tempers	High up to quarter hard, not generally done in harder tempers
5754	Medium strength material even in the soft condition, high corrosion resitance, particularly against sea water, easy to form and weld	E	E	E NB. Anodising reponse is not guaranteed	Not generally used	High at quarter hard, fair above (see bend radii)		Fair up to quarter hard, not generally done in harder tempers	Fair up to quarter hard, not generally done in harder tempers

Key: E - Excellent V - Very Good G - Good F - Fair P - Poor

Typical Physical Properties

	Machinability	Corrosion behaviour	Density	Modulus of elasticity	Coefficient of linear thermal expansion (20-100°C)	Thermal conductivity	Specific electrical conductivity	Melting range
1050A	F to P	Excellent under normal weather conditions and in industrial or marine applications	2.71 g/cm^3	69,000 N/mm^2	23.6 x 10^{-6} K^{-1}	210-230 W/mK	34-36m / mm^2 @20°C	645-657°C
5251	F to P	Good under noramal weather conditions and in industrial and marine applications		70,000 N/mm^2	23.8 x 10^{-6} K^{-1}	140-190 W/mK	21-24m / mm^2 @20°C	610-650°C
3103	F to P	Excellent under normal weather conditions and in industrial and marine application		69,000 N/mm^2	23.2 x 10^{-6} K^{-1}	160-190 W/mK	24-29m / mm^2 @20°C	645-655°C
5005	Moderate to poor, except in the fully hard condition where the response is fair to high	Excellent under normal weather conditions and in industrial and marine applications		69,000 N/mm^2	23.8 x 10^{-6} K^{-1}	185-200 W/mK	29-31m / mm^2 @20°C	630-650°C
5754		Excellent under noramal weather conditions and in industrial and marine applications		70,500 N/mm^2	23.7 x 10^{-6} K^{-1}	132 W/mK	32.5% IACS	600-645°C

Aluminium - Specification Tables

Chemical Composition

		Si %	Fe%	Cu%	Mn%	Mg%	Cr%	Zn%	Ni%	Ti%
1050A	Max/Min	0.25	0.40	0.05	0.05	0.05		0.07		0.05

Tolerance to EN 573-3 : 1994

		Si %	Fe%	Cu%	Mn%	Mg%	Cr%	Zn%	Ni%	Ti%
5251	Max/Min	0.40	0.50	0.15	0.50 0.10	2.4	0.01 0.01	0.15		0.15

Tolerance to EN 573

		Si %	Fe%	Cu%	Mn%	Mg%	Cr%	Zn%	Ni%	Ti%
3103	Max/Min	0.50	0.7	0.10	1.5	0.30	0.10	0.20		

Tolerance to EN 573

Tensile Properties / Miunium Recommended 90° Bend Radii

	Temper	Gauge (mm) Over	Gauge (mm) Up to	0.2% proof Stress Min. N/mm²	Tensile Strength N/mm² Min	Tensile Strength N/mm² Max	Elongation On 50mm %	Max. Material Thickness (mm) 0.53		1.5
1050A	0	0.2	0.5	20	65	95	20	0t	0t	0t
		0.5	1.5				22			
		1.5	3.0				26			
	H12	0.2	0.5	65	85	125	4	0t	0t	0.5t
		0.5	1.5				4			
		1.5	3.0				5			
	H14	0.2	0.5	85	105	145	2	0t	0.5t	1.0t
		0.5	1.5				3			
		1.5	3.0				4			
	H24	0.2	0.5	75	105	145	2	0t	0.05t	1t
		0.5	1.5				3			
		1.5	3.0				5			
	H16	0.2	0.5	100	120	160	1	0.5t	1.0t	1.5t*
		0.5	1.5				2			
		1.5	4.0				3			
	H18	0.2	0.5	120	140		1	1.0t	2.0t	3.0t
		0.5	1.5				2			
		1.5	3.0				2			

Tolerance to EN 485-2 : 1994

* Max thickness = 4mm

	Temper	Gauge (mm) Over	Gauge (mm) Up to	0.2% proof Stress Min. N/mm²	Tensile Strength N/mm² Min	Tensile Strength N/mm² Max	Elongation On 50mm %	Max. Material Thickness (mm) 0.2<t<0.5 1.5<t<3		0.5<t<1.5
5251	0/H11	0.2	0.5	60	160	200	13	0t	0t	0.5t
		0.5	1.5				14			
		1.5	3.0				16			
	H12	0.2	0.5	150	190	230	3	0t	1t	1t
		0.5	1.5				4			
		1.5	3.0				5			
	H14	0.2	0.5	170	210	250	2	0.5t	1.5t	1.5t
		0.5	1.5				2			
		1.5	3.0				3			
	H22	0.2	0.5	120	190	230	4	0t	1t	1t
		0.5	1.5				6			
		1.5	3.0				8			
	H24	0.2	0.5	140	210	250	3	0.5t	1.5t	1.5t
		0.5	1.5				5			
		1.5	3.0				6			

Tolerance to EN 485-2 : 1994

	Temper	Gauge (mm) Over	Gauge (mm) Up to	0.2% proof Stress Min. N/mm²	Tensile Strength N/mm² Min	Tensile Strength N/mm² Max	Elongation On 50mm %	Max. Material Thickness (mm) 0.40 1.60			0.5<t<1.5
3103	0	0.20	0.49		90	130		0t	0t	0t	0t
		0.50	0.79				20				
		0.80	1.29				23				
		1.30	2.99				24				
		3.00	6.00				25				
	H12	0.20	0.49		120	155		0t	0t	0t	0t
		0.50	0.79				5				
		0.80	1.29				6				
		1.30	2.59				7				
		2.60	6.00				9				
	H14	0.20	0.49		140	175		0t	0t	0t	0.5t
		0.50	0.79				3				
		0.80	1.29				4				
		1.30	2.59				5				
		2.60	2.99				6				
		3.00	12.50				7				
	H16	0.20	0.49		120	155		1t	1t	1.5t	2t
		0.50	0.79				2				
		0.80	1.29				3				
		1.30	6.00				4				
	H18	0.20	0.49		175			2t	2t	3t	3t
		0.50	0.79				2				
		0.80	1.29				3				
		1.30	3.00				4				

Tolerance to EN 1470 : 1987



Aluminium - Specification Tables

		Chemical Composition								
		Si %	Fe%	Cu%	Mn%	Mg%	Cr%	Zn%	Ni%	Ti%
5005	Max/Min	0.30	0.45	0.05	0.15	1.10 0.70	0.10	0.20		

Tolerance to EN 573

		Si %	Fe%	Cu%	Mn%	Mg%	Cr%	Zn%	Ni%	Ti%
5754	Max/Min	0.40	0.40	0.10	0.50	3.6 2.6	0.30	0.20		0.15

Tolerance to EN 573 : 1995

Aluminium Alloy 5083 & 6082

Specifications					Mechanical
BS		Former		Available Form	0.2% Proof Stress N/mm²	Tensile Strength N/mm²
5083	F	NS8	M	Plate		
	0	NS8	0	Sheet	125	275-350
	H22	NS8	H2	Sheet	235	310-375

Readily welded, suitable for use in cyrogenic applications, e.g. storage & transportation of liquid gases, shipbuilding. Used in general engineering for tooling, jigs & fixtures.

6082	T4	HS30	TB	Sheet	115-120	200
	T6	HS30	TF	Sheet	240-255	295
	T4	HE30	TB	Extrusion	100-120	170-190
	T6	HT30	TF	Extrusion	240-280	280-310
	T6	HT30	TF	Tube	240-255	310

The recommended alloy for structural purposes with good strength & general corrosion resistance. Often used in the construction of vehicles, bridges, cranes and in the general engineering and tooling industries.

	Temper	Tensile Properties 0.2% proof Stress Min. N/mm²	Tensile Strength N/mm² Min	Tensile Strength N/mm² Max	Elongation 0.5mm min% 2.6mm min%	Miunium Recommended 90° Bend Radii Elongation 0.8mm min%		Elongation 1.3mm min%
5005	0	-	95	145	18	20	21	22
	H12	80	125	170	4	5	6	8
	H14	100	145	185	3	3	5	6
	H18	165	185	-	1	2	3	3

Tolerance to EN 1470 : 1987

	Temper	Sheet Gauge (mm) Over	Sheet Gauge (mm) Up to	0.2% proof Stress Min. N/mm²	Tensile Strength N/mm² Min	Tensile Strength N/mm² Max	Elongation On AS %	90° Bend Radius, Material Thickness (t) mm 0.5<< 1.5	90° Bend Radius, Material Thickness (t) mm 1.5<< 3	180° Bend Radius, Material Thickness (t) mm 0.5<< 1.5	180° Bend Radius, Material Thickness (t) mm 1.5<< 3
5754	0/H 111	0.2	0.5	80	190	240	12	0.5t	1t	0.5t	1.0t
		0.5	1.5	80	190	240	14				
		1.5	3.0	80	190	240	16				
	H12	0.2	0.5	170	220	270	4				
		0.5	1.5	170	220	270	5				
		1.5	3.0	170	220	270	6				
	H14	0.2	0.5	190	240	290	3				
		0.5	1.5	190	240	290	3				
		1.5	3.0	190	240	290	4				
	H22	0.2	0.5	130	220	270	7	1t	1.5t	1.5t	2.0t
		0.5	1.5	130	220	270	8				
		1.5	3.0	130	220	270	10				
	H24	0.2	0.5	160	240	280	6	1.5t	2t	2.5t	2.5t
		0.5	1.5	160	240	280	6				
		1.5	3.0	160	240	280	7				

Tolerance to EN 485-2; 1994

Properties		General Characteristics				
Elongation % on 50mm	Typical Hardness Brinell	Cold Forming	Machining	Durability	Inert Gas Shielded Arc	Resistance
	77	G	E	V		
12-16	72	G	E	V	E	E
5-10	95	F	E	F		
15	65	G	V	V		
8	100	F	E	G		
14	65	G	V	V	V	V
7	100	F	E	G		
8	100	F	E	G		

Key

E - Excellent V - Very Good G - Good F - Fair P - Poor

Aluminium Products - Rolled Sheet and Plate

Size (mm)	1050	3103	5005	5251	5754	6082	5083	ANOD	Stucco
2000 x 1000 x 0.5	●								●
2500 x 1250 x 0.5	●								●
2000 x 1000 x 0.6	●								●
2500 x 1250 x 0.6	●								●
2000 x 1000 x 0.7	●								●
2500 x 1250 x 0.7	●			●					●
2000 x 1000 x 0.8	●								●
2500 x 1250 x 0.8	●								
2000 x 1000 x 0.9	●								
2500 x 1250 x 0.9	●								●
2000 x 1000 x 1.0	●			●					●
2500 x 1250 x 1.0	●			●					
2000 x 1000 x 1.2	●			●					
2500 x 1250 x 1.2	●	●	●	●	●				●
3000 x 1250 x 1.2	●								
3000 x 1500 x 1.2	●				●				
2000 x 1000 x 1.5	●			●					
2500 x 1000 x 1.5	●								
3000 x 1000 x 1.5	●								
2500 x 1250 x 1.5	●	●	●	●	●	●		●	
3000 x 1250 x 1.5	●								
3000 x 1500 x 1.5	●			●	●				
4000 x 1500 x 1.5	●								
4000 x 2000 x 1.5	●								
2000 x 1000 x 2.0	●			●					
2500 x 1000 x 2.0	●								
2500 x 1250 x 2.0	●	●	●	●	●	●	●	●	
2500 x 1500 x 2.0	●								
3000 x 1000 x 2.0	●								
3000 x 1250 x 2.0	●								
3250 x 1250 x 2.0	●								
3500 x 1250 x 2.0	●								
3750 x 1250 x 2.0	●								
3000 x 1500 x 2.0	●			●	●				
3250 x 1500 x 2.0	●								
3500 x 1500 x 2.0	●								
3750 x 1500 x 2.0	●								
3000 x 2000 x 2.0	●								
4000 x 1000 x 2.0	●								
4000 x 1250 x 2.0	●								
4000 x 1500 x 2.0	●								
4000 x 2000 x 2.0	●								
2000 x 1000 x 2.5	●			●					
2500 x 1250 x 2.5	●			●					
3000 x 1500 x 2.5	●								
2000 x 1000 x 3.0	●			●					



Aluminium Products - Rolled Sheet and Plate

Size (mm)	1050	3103	5005	5251	5754	6082	5083	ANOD	Stucco
2500 x 1000 x 3.0	●								
2500 x 1250 x 3.0	●	●	●	●	●	●	●	●	
2500 x 1500 x 3.0	●								
3000 x 1000 x 3.0	●								
3000 x 1250 x 3.0	●								
3250 x 1250 x 3.0	●								
3500 x 1250 x 3.0	●								
3750 x 1250 x 3.0	●								
3000 x 1500 x 3.0	●			●	●		●		
3250 x 1500 x 3.0	●								
3500 x 1500 x 3.0	●								
3750 x 1500 x 3.0	●								
3000 x 2000 x 3.0	●								
4000 x 1000 x 3.0	●								
4000 x 1250 x 3.0	●								
4000 x 1500 x 3.0	●								
4000 x 2000 x 3.0	●						●		
2000 x 1000 x 4.0	●			●			●		
2500 x 1250 x 4.0	●			●		●	●		
3000 x 1500 x 4.0	●			●			●		
4000 x 2000 x 4.0							●		
2000 x 1000 x 5.0	●			●					
2500 x 1250 x 5.0	●			●		●	●		
3000 x 1500 x 5.0	●			●		●	●		
4000 x 2000 x 5.0							●		
2000 x 1000 x 6.0	●			●					
2500 x 1250 x 6.0	●			●		●	●		
3000 x 1500 x 6.0	●			●		●	●		
4000 x 2000 x 6.0							●		
2500 x 1250 x 8.0						●	●		
3000 x 1500 x 8.0						●	●		
4000 x 2000 x 8.0							●		
2500 x 1250 x 10.0						●	●		
3000 x 1500 x 10.0						●	●		
4000 x 2000 x 10.0							●		
2500 x 1250 x 12.0						●	●		
3000 x 1500 x 12.0						●	●		
2500 x 1250 x 12.7						●	●		
2500 x 1250 x 15.0							●		
2500 x 1250 x 16.0						●	●		
2500 x 1250 x 19.05						●	●		
2500 x 1250 x 25.4						●	●		

Aluminium Products - Specialised Sheet



Five Bar Tread Plate

Dimensions (mm)	Theoretical Weight per Sheet (kg)	5754 H111
2000x1000x2.0	12.60	●
2500x1250x2.0	19.68	●
3000x1500x2.0	28.34	●
2000x1000x3.0	18.89	●
2500x1250x3.0	29.52	●
3000x1500x3.0	42.51	●
2000x1000x4.5	28.34	●
2500x1250x4.5	44.28	●
3000x1500x4.5	63.77	●
2000x1000x6.0	37.79	●
2500x1250x6.0	59.04	●
3000x1500x6.0	85.02	●
2500x1250x8.0	71.75	●
3000x1500x8.0	103.32	●
2500x1250x9.5	85.20	●

Rice grain

Dimensions (mm)	Theoretical Weight per Sheet (kg)	1050 H14
2500x1250x1.5	13.59	●
2500x1250x2.0	18.38	●

Painted Sheet

Sizes

Grey One Side
6' x 3' x 11swg
6' x 4' x 11swg
8' x 4' x 11swg
10' x 4' x 11swg
10' x 5' x 11swg
2000mm x 1000mm x 11swg
2438mm x 600mm x 11swg
3000mm x 600mm x 11swg
2100mm x 1524mm x 11swg
2500mm x 1250mm x 11swg

Grey Two Side
6' x 3' x 11swg
8' x 4' x 11swg
10' x 5' x 11swg

Grey Back with White Front
6' x 3' x 11swg
6' x 4' x 11swg
8' x 4' x 11swg
10' x 4' x 11swg
10' x 5' x 11swg

Grey Back with Black Front
8' x 4' x 11swg
10' x 5' x 11swg

Black One Side
6' x 3' x 11swg
6' x 4' x 11swg
8' x 4' x 11swg
10' x 5' x 11swg

Alochromed Only
8' x 4' x 11swg
All sizes can be supplied Alochromed only.

White One Side
8' x 4'x 11swg
2500mm x 1250mm x 0.7mm
2500mm x 1250mm x 1.0mm
2500mm x 1250mm x 1.2mm
2500mm x 1250mm x 1.5mm
3000mm x 1500mm x 1.5mm
2500mm x 1250mm x 2.0mm

White Signi Colour
2500mm x 1250mm x 2.0mm
3000mm x 1500mm x 2.0mm

Aluminium Products - Extruded Flat Bar

Imperial Size (in)	Metric Size (mm)	Theoretical Weight (kg/m)	6063 T6	6082 T6
⅜x⅛	9.55x3.25	0.084	●	
⅜x¼	9.55x6.35	0.164	●	●
½x⅛	12.7x3.25	0.110	●	
½x3⁄16	12.7x4.75	0.165	●	
½x¼	12.7x6.35	0.220	●	●
½x⅜	12.7x9.53	0.330	●	
⅝x⅛	15.87x3.25	0.140	●	
⅝x3⁄16	15.87x4.75	0.205	●	
⅝x¼	15.87x6.35	0.274	●	
⅝x⅜	15.87x9.53	0.411	●	
⅝x½	15.87x12.7	0.550	●	
¾x⅛	19.05x3.25	0.170	●	●
¾x3⁄16	19.05x4.75	0.246	●	●
¾x¼	19.05x6.35	0.330	●	●
¾x15⁄16	19.05x7.93	0.411	●	
¾x⅜	19.05x9.53	0.494	●	
¾x½	19.05x12.7	0.660	●	
¾x⅝	19.05x15.87	0.823	●	
⅞x⅛	22.23x3.25	0.192	●	
⅞x⅜	22.23x9.53	0.580		●
⅞x½	22.23x12.7	0.773		●
1x⅛	25.4x3.25	0.220	●	●
1x3⁄16	25.4x4.75	0.330	●	
1x¼	25.4x6.35	0.440	●	●
1x⅜	25.4x9.53	0.660	●	
1x½	25.4x12.7	0.880	●	●
1x⅝	25.4x15.87	1.100		●
1x¾	25.4x19.05	1.320	●	●
1¼x⅛	31.75x3.25	0.274	●	●
1¼x3⁄16	31.75x4.75	0.411	●	
1¼x¼	31.75x6.35	0.550	●	●
1¼x⅜	31.75x9.53	0.823	●	
1¼x½	31.75x12.7	1.100	●	●
1¼x⅝	31.75x15.87	1.372	●	
1½x⅛	38.1x3.25	3.330	●	●
1½x3⁄16	38.1x4.75	0.494	●	
1½x¼	38.1x6.35	0.660	●	●
1½x⅜	38.1x9.53	0.988	●	●
1½x½	38.1x12.7	1.320	●	●
1½x⅝	38.1x15.87	1.652		●
1½x¾	38.1x19.05	1.980		●

Imperial Size (in)	Metric Size (mm)	Theoretical Weight (kg/m)	6063 T6	6082 T6
1½x1	38.1x25.4	2.630		●
1¾x⅛	44.45x3.25	0.384	●	
1¾x¼	44.45x6.35	0.770	●	
1¾x½	44.45x12.7	1.537	●	
1¾x¾	44.45x19.05	2.290		●
2x⅛	50.8x3.25	0.440	●	●
2x3⁄16	50.8x4.75	0.660	●	●
2x¼	50.8x6.35	0.880	●	●
2x⅜	50.8x9.53	1.320	●	●
2x½	50.8x12.7	1.760	●	●
2x⅝	50.8x15.87	2.200		●
2x¾	50.8x19.05	2.634		●
2x1	50.8x25.4	3.512		●
2x1 ½	50.8x38.1	5.267		●
2 ¼x¼	57.15x6.35	0.988		●
2 ½x⅛	63.5x3.25	0.550	●	
2 ½x3⁄16	63.5x4.75	0.820	●	
2 ½x¼	63.5x6.35	1.100	●	
2 ½x⅜	63.5x9.53	1.652		●
2 ½x½	63.5x12.7	2.200		●
2 ½x1	63.5x25.4	4.390		●
2 ¾x¼	69.85x6.35	1.209	●	
3x⅛	76.2x3.25	0.660	●	
3x3⁄16	76.2x4.75	0.988	●	●
3x¼	76.2x6.35	1.322	●	●
3x⅜	76.2x9.53	1.980		●
3x½	76.2x12.7	2.634		●
3x1	76.2x25.4	5.267		●
3x1 ½	76.2x38.1	7.900		●
3x2	76.2x50.8	10.53		●
4x⅛	101.6x3.25	0.880	●	●
4x3⁄16	101.6x4.75	1.320		●
4x¼	101.6x6.35	1.760	●	●
4x⅜	101.6x9.53	2.634		●
4x½	101.6x12.7	3.512		●
4x1	101.6x25.4	7.023		●
5x¼	127x6.35	2.200		●
5x½	127x12.7	4.390		●
6x⅛	152.4x3.25	1.320	●	
6x¼	152.4x6.35	2.634	●	●
6x½	152.4x12.7	5.250		●



Aluminium Products - Extruded Equal Angle

Imperial Size (in)	Metric Size (mm)	Theoretical Weight (kg/m)	6063 T6	6082 T6
3/8x1/16	9.53x1.6	0.790	●	
1/2x1/16	12.7x1.6	0.104	●	
1/2x1/8	12.7x3.25	0.192	●	
5/8x1/16	15.93x1.6	0.130	●	
5/8x1/8	15.93x3.25	0.250	●	●
3/4x1/16	19.05x1.6	0.160	●	
3/4x1/8	19.05x3.25	0.302	●	●
7/8x1/8	22.23x3.25	0.360	●	
1x1/16	25.4x1.6	0.216	●	●
1x1/8	25.4x3.25	0.411	●	
1x3/16	25.4x4.75	0.600	●	
1x1/4	25.4x6.35	0.770	●	
1 1/8x1/8	28.58x3.25	0.466	●	
1 1/4x1/16	31.75x1.6	0.270	●	
1 1/4x1/8	31.75x3.25	0.520	●	●
1 1/4x3/16	31.75x4.75	0.760	●	●
1 1/4x1/4	31.75x6.35	0.990	●	
1 1/2x1/16	38.1x1.6	0.330	●	●
1 1/2x1/8	38.1x3.25	0.631	●	●
1 1/2x3/16	38.1x4.75	0.930	●	
1 1/2x1/4	38.1x6.35	1.210	●	
1 3/4x1/8	44.45x3.25	0.744	●	
1 3/4x1/4	44.45x6.35	1.430	●	●
2x1/8	50.8x3.25	0.851	●	
2x3/16	50.8x4.75	1.260	●	●
2x1/4	50.8x6.35	1.652	●	
2 1/2x1/8	63.5x3.25	1.070	●	
2 1/2x3/16	63.5x4.76	1.592	●	
2 1/2x1/4	63.5x6.35	2.083	●	
3x1/8	76.2x3.25	1.284	●	
3x1/4	76.2x6.35	2.550	●	●
3x3/8	76.2x9.53	3.705	●	●
4x1/4	101.6x6.35	3.400		●
6x1/2	152.4x12.7	10.100		●

Aluminium Products - Extruded Unequal Angle

Imperial Size (in)	Metric Size (mm)	Theoretical Weight (kg/m)	6063 T6	6082 T6
⅝x⅜x1/16	15.87x9.53x1.6	0.970	●	
¾x½x⅙	19.05x12.7x1.6	0.124	●	
¾x½x⅛	19.05x12.7x3.25	0.247	●	
1x½x1/16	25.4x12.7x1.6	0.160	●	
1x½x⅛	25.4x12.7x3.25	0.302	●	●
1x⅝x⅛	25.4x15.93x3.25	0.328	●	
1x¾x1/16	25.4x19.05x1.6	0.190	●	
1x¾x⅛	25.4x19.05x3.25	0.357	●	●
1¼x½x1/16	31.74x12.7x1.6	0.180	●	
1¼x½x⅛	31.74x12.7x3.25	0.360	●	●
1¼x¾x1/16	31.74x19.05x1.6	0.205	●	
1¼x¾x⅛	31.74x19.05x3.25	0.410	●	●
1½x½x⅛	38.1x12.7x3.25	0.430	●	
1½x¾x⅛	38.1x19.05x3.25	0.466	●	●
1½x1x1/16	38.1x25.4x1.6	0.257	●	
1½x1x⅛	38.1x25.4x3.25	0.513	●	
2x½x⅛	50.8x12.7x3.25	0.520	●	
2x¾x⅛	50.8x19.05x3.25	0.580	●	
2x1x⅛	50.8x25.4x3.25	0.628	●	
2x1x3/16	50.8x25.4x4.75	0.920	●	
2x1x¼	50.8x25.4x6.35	1.210	●	●
2x1½x⅛	50.8x38.1x3.25	0.740	●	
2x1½x3/16	50.8x38.1x4.75	1.100	●	
2x1½x¼	50.8x38.1x6.35	1.430	●	
2 ¼x1¼x⅛	57.15x31.8x3.25	0.750	●	
2 ½x1x⅛	63.5x25.4x3.25	0.740	●	
2 ½x1½x⅛	63.5x38.1x3.25	0.840	●	
2 ½x1½x¼	63.5x38.1x6.35	1.650	●	
2 ½x2x¼	63.5x50.8x6.35	1.880	●	●
3x1x⅛	76.2x25.4x3.25	0.850	●	
3x1½x⅛	76.2x38.1x3.25	0.958	●	
3x1½x3/16	76.2x38.1x4.75	1.450	●	●
3x2x⅛	76.2x50.8x3.25	1.070	●	
3x2x3/16	76.2x50.8x4.75	1.580	●	
3x2x¼	76.2x50.8x6.35	2.083	●	
4x1x⅛	101.6x25.4x3.25	1.070	●	
4x2x¼	101.6x50.8x6.35	2.520	●	●
4x3x¼	101.6x76.2x6.35	2.960	●	
6x3x⅜	152.4x76.2x9.53	5.679		●

Aluminium Products - Extruded Channel

Imperial Size (in)	Metric Size (mm)	Theoretical Weight (kg/m)	6063 T6	6082 T6
3/8x3/8x1/16x1/16	9.58x9.53x1.6x1.6	0.110	●	
3/8x5/8x1/16x1/16	9.58x15.87x1.6x1.6	0.116	●	
1/2x1/2x1/16x1/16	12.7x12.7x1.6x1.6	0.150	●	
1/2x1/2x1/8x1/8	12.7x12.7x3.25x3.25	0.272	●	
5/8x5/8x1/16x1/16	15.87x15.87x1.6x1.6	0.196	●	
5/8x5/8x1/8x1/8	15.87x15.87x3.2x3.2	0.356	●	
3/4x3/8x3/32x3/32	19.05x9.53x2.38x2.38	0.215	●	
3/4x1/2x1/8x1/8	19.05x12.7x3.25x3.25	0.329	●	
3/4x3/4x1/16x1/16	19.05x19.05x1.6x1.6	0.239	●	
3/4x3/4x1/8x1/8	19.05x19.05x3.25x3.25	0.440	●	
7/8x7/8x1/8x1/8	22.23x22.23x3.25x3.25	0.521	●	
1x1/2x1/8x1/8	25.4x12.7x3.25x3.25	0.384	●	
1x3/4x1/8x1/8	25.4x19.05x3.25x3.25	0.494	●	
1x1x1/8x1/8	25.4x25.4x3.25x3.25	0.603	●	
1x1 3/8x1/8x1/8	25.4x34.93x3.25x3.25	0.781	●	
1 1/8x3/4x1/8x1/8	28.58x19.05x3.25x3.25	0.530	●	
1 1/8x1x1/8x1/8	28.58x25.4x3.25x3.25	0.631	●	
1 1/8x1 1/2x1/8x1/8	28.58x31.8x3.25x3.25	0.821	●	
1 1/4x1/2x1/8x1/8	31.8x12.7x3.25x3.25	0.438	●	
1 1/4x3/4x1/8x1/8	31.8x19.05x3.25x3.25	0.550	●	
1 1/4x1x1/8x1/8	31.8x25.4x3.25x3.25	0.660	●	
1 1/4x1 1/4x1/8x1/8	31.8x31.8x3.25x3.25	0.765	●	
1 3/8x1x1/8x1/8	34.93x25.4x3.25x3.25	0.683	●	
1 1/2x3/4x1/8x1/8	38.1x19.05x3.25x3.25	0.604	●	
1 1/2x1x1/8x1/8	38.1x25.4x3.25x3.25	0.713	●	
1 1/2x1 1/2x1/8x1/8	38.1x38.1x3.25x3.25	0.492	●	
1 3/4x1x1/8x1/8	44.5x25.4x3.25x3.25	0.765	●	
2x1x1/8x1/8	50.8x25.4x3.25x3.25	0.821	●	●
2x1x3/16x3/16	50.8x25.4x4.75x4.75	0.922	●	
2x1x1/4x1/4	50.8x25.4x6.35x6.35	1.205	●	
2x1 1/2x1/4x1/4	50.8x38.1x6.35x6.35	1.427	●	●
2x2x1/8x1/8	50.8x50.8x3.25x3.25	0.851	●	
2x2x1/4x1/4	50.8x50.8x6.35x6.35	1.652		●
2 1/4x1 1/4x3/16x3/16	57.15x31.8x4.75x4.75	0.741	●	●
2 1/2x1x1/8x1/8	63.5x25.4x3.25x3.25	0.741	●	
3x1x1/8x1/8	76.2x25.4x3.25x3.25	0.850		
3x1 1/2x1/8x1/8	76.2x38.1x3.25x3.25	0.958		
3x1 1/2x1/4x5/16	76.2x38.1x6.35x7.93	2.780		●
3x2x1/8x1/8	76.2x50.8x3.25x3.25	1.480		
3x2x1/4x1/4	76.2x50.8x6.35x6.35	2.841		●
3 1/2x1 1/2x1/4x5/16	88.9x38.1x6.35x7.93	2.965		●
4x2x3/16x3/16	101.65x50.8x4.75x4.75	1.960		●
4x2x1/4x1/4	101.65x50.8x6.35x6.35	2.520		●
4x2x1/4x5/16	101.65x50.8x6.35x7.93	3.775		●
5x2x1/4x5/16	127x50.8x6.35x7.93	4.237		●
5x2 1/2x1/4x3/8	127x63.5x6.35x9.35	5.285		●
6x2x1/4x5/16	152.4x50.8x6.35x7.93	4.465		●
6x3x1/4x3/8	152.4x76.2x6.35x9.53	6.340		●

Aluminium Products - Extruded Round Tube

Imperial Size (in)	Theoretical Weight (kg/m)	6063 T6	6082 T6
¾ o/d x 16 swg	0.242	●	●
¾ o/d x 10 swg	0.440	●	●
1 o/d x 18 swg	0.251	●	●
1 o/d x 16 swg	0.330	●	●
1 o/d x 10 swg	0.613	●	●
1 o/d x 3/16	0.840	●	●
1¼ o/d x 18 swg	0.317	●	●
1¼ o/d x 16 swg	0.420	●	●
1¼ o/d x 10 swg	0.790	●	●
1¼ o/d x 3/16	1.080	●	●
1½ o/d x 18 swg	0.380	●	●
1½ o/d x 16 swg	0.507	●	●
1½ o/d x 10 swg	0.970	●	●
1½ o/d x 3/16	1.350	●	●
1½ o/d x ¼	1.720	●	●
1¾ o/d x 10 swg	1.140	●	●
2 o/d x 16 swg	0.680	●	●
2 o/d x 10 swg	1.320	●	●
2 o/d x 3/16	1.870	●	●
2 o/d x ¼	2.420	●	●
2½ o/d x 16 swg	0.859	●	●
2½ o/d x 10 swg	1.670	●	●
2½ o/d x 3/16	2.380	●	●
2½ o/d x ¼	3.100	●	●
2½ o/d x ⅜	4.360	●	●
3 o/d x 16 swg	1.050	●	●
3 o/d x 12 swg	1.660	●	●
3 o/d x 10 swg	2.030	●	●
3 o/d x ¼	3.790	●	●
3½ o/d x 16 swg	1.211	●	●
3½ o/d x 10 swg	2.380	●	●
4 o/d x 16 swg	1.362	●	●
4 o/d x 12 swg	2.230	●	●
4 o/d x 10 swg	2.730	●	●
4 o/d x ¼	5.149	●	●
5 o/d x 10 swg	3.250	●	●
5 o/d x ¼	6.520	●	●
6 o/d x 10 swg	4.127	●	●
6 o/d x ¼	7.896	●	●

Aluminium Scaffold Tube

Imperial Size (in)	Theoretical Weight (kg/m)	6063 T6	6082 T6
1 29/32 o/d x 7 swg	1.580	●	●

We supply aluminium cut tubes for security grilles
Larger sizes available on request

Aluminium Products - Extruded Square Tube

Imperial Size (in)	Metric Size (mm)	Theoretical Weight (kg/m)	6063 T6
½x16	12.7x1.6	0.192	●
¾x16	19.05x1.6	0.308	●
¾x⅛	19.05x3.25	0.546	●
1x16	25.4x1.6	0.421	●
1x10	25.4x3.25	0.780	●
	30x2	0.600	●
1¼x10	31.8x3.25	1.000	●
1¼x16	31.75x1.6	0.532	●
1½x16	38.1x1.6	0.631	●
1½x10	38.1x3.25	1.228	●
1¾x10	44.45x3.25	1.451	●
2x16	50.8x1.6	0.850	●
2x16	50.8x1.6	0.850	●
2x¼	50.8x6.25	3.060	●
2½x⅛	63.5x3.25	2.130	●
3x10	76.2x3.25	2.573	●
4x10	101.6x3.25	3.468	●

Aluminium Products - Extruded Rectangular Tube

Imperial Size (in)	Metric Size (mm)	Theoretical Weight (kg/m)	6063 T6	6082 T6
1½x¾x16	38.1x19x1.6	0.443	●	
2x1x10	50.8x25.4x3.25	1.229	●	●
2x1½x10	50.8x38.1x3.25	3.250	●	●
3x1½x14	76.2x38.1x2	1.170	●	●
3x1½x10	76.2x38.1x3.25	1.901	●	●
3x1¾x10	76.2x44.5x3.25	2.020	●	●
3x2x10	76.2x50.8x3.25	2.130	●	●
4x2x10	101.6x50.8x3.25	2.580	●	●
4x1x10	101.6x25.4x3.25	2.125	●	●
6x2x10	152.4x50.8x3.25	3.465	●	●

Aluminium Products

Extruded Round Bar

Imperial Size (in)	Metric Size (mm)	Theoretical Weight (kg/m)	6063 T6	6082 T6
⅛	3.25	0.022	●	
3⁄16	4.75	0.048	●	
¼	6.35	0.086	●	●
5⁄16	7.93	0.140	●	
⅜	9.53	0.139	●	●
½	12.70	0.344	●	●
⅝	15.87	0.537	●	●
¾	19.05	0.803	●	●
⅞	22.23	1.052	●	●
1	25.40	1.429	●	●
1⅛	28.58	1.740	●	●
1¼	31.80	2.233	●	●
1⅜	34.93	2.702	●	●
1½	38.10	3.092	●	●
1⅝	41.28	3.630	●	●
1¾	44.45	4.210	●	●
1⅞	47.63	4.830	●	●
2	50.80	5.490	●	●
2¼	57.15	7.235		●
2½	63.50	8.600		●
2¾	69.85	10.400		●
3	76.20	12.360		●
3¼	82.55	14.510		●
3½	88.90	17.510		●
3¾	95.25	19.320		●
4	101.60	21.980		●
4¼	107.95	24.820		●
4½	114.30	27.830		●
5	127	34.350		●
5¼	133.35	37.880		●
5½	139.7	41.600		●
6	152.4	49.500		●
6½	165.1	58.100		●
7	177.8	67.300		●
7½	190.5	77.300		●
8	203.2	87.900		●
9	228.6	112.000		●
10	254	137.400		●
11	279.4	166.200		●
12	304.8	197.860		●

Extruded Square Bar

Imperial Size (in)	Metric Size (mm)	Theoretical Weight (kg/m)	6063 T6	6082 T6
1	25.4	1.750	●	●
1½	38.1	3.937	●	●
2	50.8	6.999		●
2½	63.5	10.940		●
3	76.2	15.750		●
4	101.6	27.990		●



Aluminium Products - Extruded Double Feather Edge

Imperial Size (in)	Metric Size (mm)	6063T6
⅞x⅛	22.3x3.25	●
1x⅛	25.4x3.25	●
1¼x⅛	31.7x3.25	●
1½x⅛	38.1x3.25	●
1½x3⁄16	38.1x4.76	●

Aluminium Products - Extruded 'T' Section

Imperial Size						Metric Size		
A (in)	B (in)	C (in)	Theoretical Weight (kg/m)	6063-T6	6082-T6	A (mm)	B (mm)	C (mm)
1	1	⅛	0.411	●	●	25.4	25.4	3.25
1 ½	1 ½	⅛	0.628	●		38.1	38.1	3.25
				●			38.1	6.35
				●	●		38.1	4.75
2	1	⅛	0.628	●		50.8	25.4	3.25
	2	⅛	0.847	●			50.8	3.25
				●			50.8	4.75
				●	●		50.8	6.35
					●	63.5	63.5	6.35
					●	76.2	76.2	6.35
					●	101.6	76.2	7.93

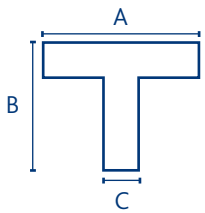

Aluminium Products - Specialist Extrusion



Strength in Design

As every engineer understands, geometry is as important as mechanical properties, it's the flexibility of aluminium to take on more shape than steel that will deliver for the future. The extrusion process offers light weight/height strength solutions to complex design problems and if fully applied can exceed expectations.

Product Development

We can assist with the development of new, or enhance existing, customer specification profiles. From conception to application we offer support with detailing your design and providing drawings and samples prior to full production.

Value Engineering

Many 1st stage engineering features can be designed into your aluminium extrusion.

Screw ports, hinge details and bolt-head slots can become a feature of your assembly.

Reviewing how your extrusion interacts with other component parts, standard fixings/joining methods can be applied to save on welding, drilling, milling and assembly time and costs.

Added Value

We offer a cut to length service combined with painting, anodising and punching.