


# Manual Umbrellas



Our other products include interior blinds and awnings

# IMPORTANT OPERATING INSTRUCTIONS

Please read these instructions before use:

For safety reasons and to ensure longevity, giant umbrellas must be kept either – fully open to limit stop or fully closed with straps applied. The umbrellas should be closed in strong winds. Remove snow from umbrellas and gutters.

## To open


- 1 Remove strap and unwrap fabric
- 2 Insert handle into gearbox and wind clockwise
- 3 It may be necessary to guide umbrella arms to avoid furniture
- 4 Wind fully open to the limit stop visible on the square telescopic section at the top of umbrella and remove handle
- 5 Where heaters are fitted lift bracket into position & plug heater into socket on the distribution ring.
- 6 Switch power supply on.



**WARNING**  
**UMBRELLAS SHOULD BE CLOSED IN**  
**STRONG WINDS AND STRAPS FITTED**

## To close

- 1 Switch power supply off
- 2 Allow heaters to cool
- 3 Unplug heaters from distribution ring & lower heater brackets down avoid crashing against the mast (picture 1)
- 4 Insert handle into gearbox and wind anti-clockwise until umbrella is fully closed (picture 2)
- 5 Pull all fabric clear of the arms to avoid fabric damage and wrap around
- 6 Secure with straps provided to avoid wind damage. Do not allow the fabric to flutter!



picture 1




picture 2

**The manufacturer does not accept responsibility for wind damage or any damage caused by failure to follow the instructions above**

## Care and Maintenance

**UNDER NO CIRCUMSTANCES SHOULD ANY MAINTENANCE WORK BE CARRIED OUT ON THE UMBRELLAS UNLESS THE ELECTRICAL SUPPLY IS ISOLATED AT SOURCE**



**DANGER**  
**240 volts**

- 1** In normal use the umbrellas are virtually maintenance free
- 2** A small apparent 'fault' reported immediately could save umbrellas from extensive damage and expense (In such a case, close umbrellas as instructed on page 1 and fit 2no. straps). Do not allow fabric to flutter
- 3** Train all appointed operatives on correct umbrella
- 4** Heating and lighting is normally controlled by labelled switches within the building. However an outside rotary isolator switch should be found as close as practicable to the umbrellas

## Cleaning (not in direct sunlight)

- 1** To clean fabric membrane, hose with normal pressure hose to loosen any soiling
- 2** Use hot, soapy water and a clean, stiff, 'telescopic' brush and steps
- 3** Agitate entire fabric membrane outer surface with the brush, adding soapy water liberally
- 4** Proceed panel by panel but DO NOT allow to dry
- 5** DO NOT allow water to pour through under the 'hat' and down the frame
- 6** Hose fabric membrane with cold water to rinse all loosened soiling
- 7** Repeat all procedures if required
- 8** Wipe the frame twice a year with minimal soap and water solution or foam cleaner and sponge to remove dust and grease marks. DO NOT use abrasive cleaning methods or permanent damage to powder coated surfaces could result

