




All About Calendar Skills

Ideas for how to use your different assistive tech devices for activities all about calendar skills

Free Downloadable Activities

FREE ChooseIt! Maker 3 activities (no subscription required)

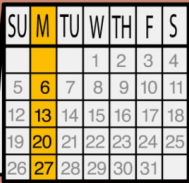
Simply download the free iPad app (or go to your account if you have a subscription), redeem the sharecodes below, then get started!



Ready To Use For All

Follow along in the sequence to step through the months of the year. No choice making, simply click on the image to hear the next month in the sequence.

Sharecode: *ECRFUR*




Monday

Follow along in the sequence to step through the days of the week. No choice making, simply click on the image to hear the next day in the sequence.

Sharecode: *YHTQRY*

What month is Sarah's birthday?



Download and Personalize (subscription required to edit)

Personalize your questions to ask your students in which month different events occur.

What events will you choose to include? Special birthdays? Major holidays? School events? Choose whatever is appropriate for your students!


Customize, customize, customize!

Click here to download the free iPad app

Click here to subscribe or start a free 2 week trial

Communication Corner

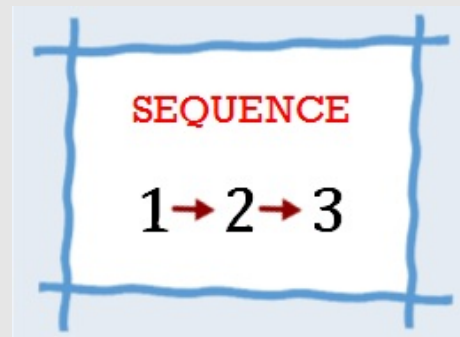
Ideas for using the [SmoothTalker](#)
(or other switch communicators)
in activities about calendar skills



Say the Date


-In morning meeting, press the SmoothTalker to tell the date or a part of the date.

Ex. "Today is Wednesday the 9th of January, 2019", "Today is Wednesday", etc.



Recite the Days of the Week or Months of the Year

Press the SmoothTalker to recite the days of the week or the months of the year in sequential order.




Learn / Give facts about a month

Choose a month to focus on.
Ex. January.

Program in random facts about that month. The student presses the SmoothTalker to hear / tell a fact.


Ex. January is the first month of the year. January comes after December. January comes before February. January has 31 days. The holidays in January are New Years Day and Martin Luther King Day. The weather in January is cold.



Distinguish between weekdays and weekends

One switch says "weekday" and the other says "weekend".

Prompt the student with a day of the week, and the student has to categorize it as either a weekday or a weekend.



CONVERSE

Tell the Date

Work together to tell the date.
(Great opportunity for practicing turn-taking skills in morning meeting)

For example:
Student 1: "today is Wednesday"
Student 2: "the date is the 7th"
Student 1: "the month is January"
Student 2: "the year is 2019"



AUDITORY CUE

Answer questions

Program in the 7 days of the week or the 12 months of the year, each as individual messages.

Ask questions, and the student can scan through the answer choices and select their answer.

Ex. "What month comes after February?"



Different devices can perform different ideas in this section.

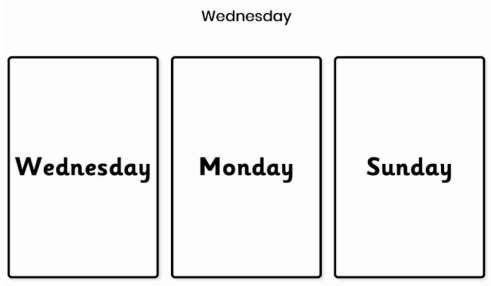
Be aware of what device you have and what functions it can perform.

Only the SmoothTalker can operate in all six of the above modes

[SHOP NOW](#)

Chooselt! Ready Mades Calendar Activities

Chooselt! Ready Mades are a subscription service with ready-made multiple choice activities.




The following are available activities that address this week's theme of calendar skills.

Days of the week

They can be found in the Literacy section, under Everyday Words


Identify the written day and match it to the answer choices

Find the odd one out 

Wednesday	Wednesday	Friday
------------------	------------------	---------------

Odd One Out - Days of the Week


Select the day that doesn't match the others

Listen... 

Friday	Sunday
---------------	---------------

Match Spoken to Written Word - Days of the Week


Listen to the spoken day of the week, Identify it in its written form

Find ... 

Firday	Friday
---------------	---------------

Spelling Days


Select the correct spelling of the day of the week that is spoken aloud

Find the odd one out 

February	April	April
-----------------	--------------	--------------

Odd - One Out - Months


Select the month that doesn't match the others

January 

July	June	January
-------------	-------------	----------------

Match the Month


Identify the written month and match it to the answer choices.

Listen... 


August	January
---------------	----------------

Listen and Match Months

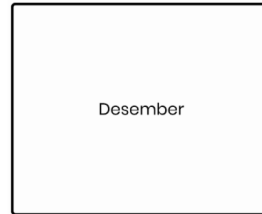
Listen to the spoken month. Identify it in its written form.




February



February



December



December

Spelling Months Jan - June

Identify the correct spelling of the month that is spoken aloud.

Months January to June

Spelling Months June - December


Identify the correct spelling of the month that is spoken aloud.

Months July to December

[Click here to access the ChooseIt! Ready Mades](#)

It's so APPLICable

The [APPLICator](#) is an easy-to-use switch interface that lets you use switches to access your iDevice.



The Quick Media mode on the APPLICator quickly converts a switch press into a play/pause, skip forward, skip backward, or play for 10 seconds command.

Music can be a fun and valuable teaching tool to help students learn and remember concepts. Download the days of the week song or months of the year song to your iDevice. Your switch users can press their switch to start the song!

Community Collaboration

When we say we're a community, we mean that. We want to hear from you! Did you do something great in your classroom (or have you heard about another teacher that did) and you want to share your ideas with others? Do you have an idea for a theme or is there something specific you want to get more ideas on? Teaching is a cooperative profession - let's learn from each other! Email your comments or ideas to info@inclusivetlc.com and start sharing!

Quote of the Week

"Every student can learn, just not on the same day or in the same way"

STAY CONNECTED

