


Automated CD/DVD Production for Medical Imaging

Distribute and archive your imaging studies on CD and DVD

ACETIAM MARS is especially designed for distributing patient CDs and automatically archiving your images on DVD.

Three complementary use modes:

- Automated mode (DICOM): ACETIAM MARS automatically produces discs as soon as images are received from imaging modalities and diagnostic workstations.
- Web mode: Users select the images they want to record manually through queries to the PACS (Query and Retrieve).
- Control through an information system: Upon receiving orders or documents from the RIS, ACETIAM MARS automatically searches for associated images and records a disc.



The user interface makes it possible, among other things, to monitor the progress of recording jobs, abort, duplicate and prioritize jobs.

With the multi-user Web mode, users can launch CD or DVD recording jobs from any computer within the institution.

The administrator's interface offers extended content and recording workflow configuration and customization capabilities.

ACETIAM MARS is a multimodality solution. It supports formats such as CT, MR, CR, multiframe (angiography) and ultrasound, and also motion video (endoscopy, operating room camera, ophthalmology, dermatology, anatomopathology...).

When a recorded disc is inserted, key images and the report automatically display in ACETIAM Viewer Lite.

Product Offer

ACETIAM MARS 16s – Low volume production (IRM)

Approx. 40 discs per day
EPSON PP-50 (1 recorder) disc publisher
Storage capacity: 80 GB
5 concurrent Web connections

ACETIAM MARS 21s – High volume production (scanner)

Approx. 80 discs per day
EPSON PP-100 (2 recorders) disc publisher
Storage capacity: 250 GB
10 concurrent Web connections

ACETIAM MARS 40s – Network publishing

Approx. 80 to 400 discs per day
1 to 5 PP-100N disc publishers located in different departments
Storage capacity: 450 GB
10 concurrent Web connections

Operating Principles

Unified Web user interface for local and remote use.

Ability to send a study to a destination on ACETIAM MARS for automatic recording in accordance with a preprogrammed sequence (workflow) from any DICOM node on the network.

Ability to make up the content of a CD manually (by querying ACETIAM MARS or the PACS, selecting the data to record and choosing a recording workflow).

Images originating from different sources for a single patient can all be recorded to the same CD/DVD (e.g. CT scanner native images and 3D reconstructions).

Handling of large studies by using lossless or lossy compression, or splitting a single study over multiple discs automatically.

Routing of studies after recording to a PACS server.

Association of the radiology report with the study in DICOM or non-DICOM format (Word, PDF, HTML... files).

Automated study archiving on DVD.

Administrator profile to control and supervise recording workflows and user accounts.

Logging of Web sessions and actions in compliance with HIPAA.

Multilingual (French, English, Japanese, Spanish, German...) universal viewer for Windows and MAC OS X included on each CD or DVD for easy distribution.

Interoperability

ACETIAM warrants that CDs/DVDs created by ACETIAM MARS may be used by all DICOM-compliant workstations.

ACETIAM MARS supports value-added DICOM objects:

- DICOM Structured Reports (SR)
- Key Object Selection Documents (Key Image Notes) listing the significant images in a study
- DICOM MPEG (video sequences)
- Presentation States (annotations and image processing operations defined by the radiologist are displayed to show regions of interest)

Related Products

ACETIAM-Connect – Advanced Turnkey Telemedicine solution over a secure Internet network.

ACETIAM PRI – For printing patient booklets.

ACETIAM Print-in – Virtual printer for converting all printable documents to DICOM (including reports).

Benefits

Extended flexibility through combined use of manual and automatic publishing modes, associated with custom workflows.

Ability to add the report in different ways manually or automatically.

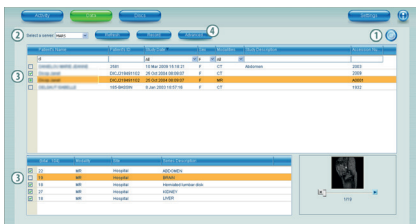
Automatic detection, filtering and printing of significant images in addition to CD recording.

Anonymization, compression, encryption, routing... workflows.

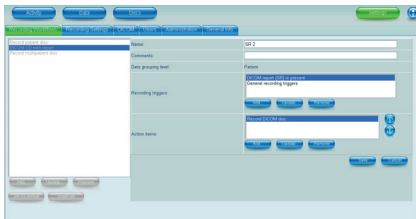
Robust and easy-to-use viewer included on discs. Available in various languages and widely acknowledged by prescribing physicians.

Interfaces with the institution LDAP directory for secure and centralized user access to the application.

Reduces cost and increases productivity compared to radiology films.



Launch a recording job manually.



Configure disc recording workflows.



Custom disc labels.

ETIAM Corp.
162 Great Rd, Rear
PO Box 2825
Acton, MA 01720
USA

Toll Free: (877) 384-2662
Tel./Fax: (617) 395-5809

mktg@acetiam.eu
www.acetiam.eu

ACETIAM France
La Palmeraie
ZA de la Hallerais
11 rue du Bois de Soevvres
35770 Vern-sur-Seiche
France
Tel.: +33 (0)2 99 14 33 88
Fax: +33 (0)2 99 14 33 80

Learn more at...

www.acetiam.eu

This document is not contractual and this offer is subject to changes without prior notice.
All trademarks and registered trademarks herein are the property of their respective owners.