



# Mercury Underfloor Heating Manifolds

Our underfloor heating distribution manifolds consist of delivery and return manifolds with built-in mounting brackets for easy and secure fixing.

Flow manifolds feature flow meter devices by which the circuits can be balanced and flow rates can be read directly.

Return manifolds are equipped with thermostatically controllable valves for flow regulation, and protecting caps. The manifold kit features a free port on both the flow and on the return manifolds for fill-drain cocks and automatic air-vent valves. These are included as standard.

All distribution manifolds are made from drawn brass bars with a special profile. They are machined and assembled automatically by innovative machinery; they then undergo stress relief heat treatment, in order to minimise crack risk. Each manifold is tested under pressure with all the fittings and accessories mounted to be sure that there are no leaks.

Threads on the main column connections comply with ISO228 standard. Derivation pipes are connected with a 3/4" eurocone thread, sealed by glued o-rings to ensure they do not loosen when disassembling the fitting.

With the flow meter devices installed on delivery manifolds, one can monitor the flow rate of each branch through a spyglass with graduated scale and indicator. Flow meter devices allow to balance each single outtake and to keep memory of the selected setting, which is particularly useful in case of temporary closure due to maintenance operations. Manifolds are available for 2 to 12 loops and include complete colour coding of flow and return.

## TECHNICAL FEATURES

- Max operating temperature: 90°C
- Max operating pressure: 10 bar

### Flow Meter

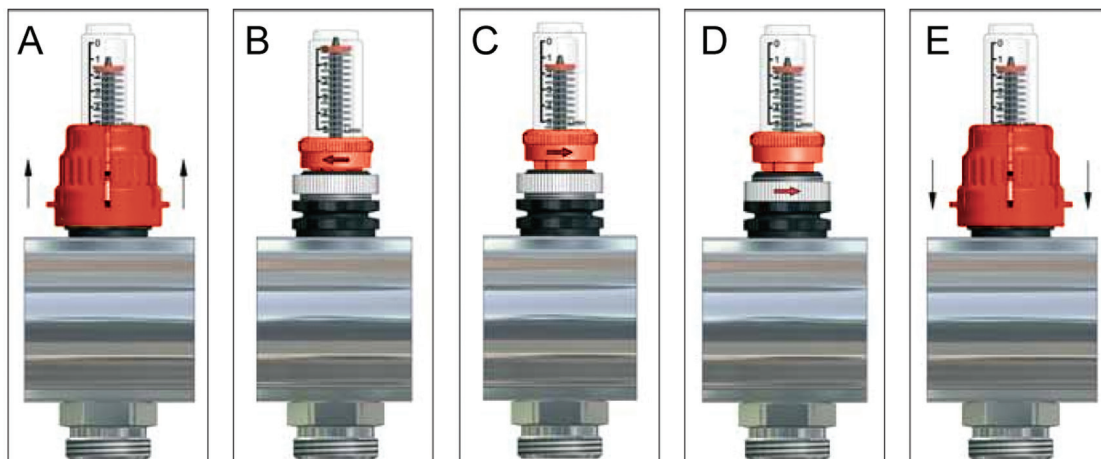
- Adjustment range: 0÷5 l/min
- Precision: ± 10%
- Shutter: PA MXD6
- Seal: peroxide EPDM
- Lock ring: PPO and PS blend
- Indicator: PA 12
- Spindle: PSU
- Spyglass: transparent PA 12
- Cover: ABS/

### Materials

- Brass parts: CW617N
- Seal parts: peroxide EPDM
- Protecting caps: ABS

### Flow Meter

- Body: PPA



Mercury House, Fernside Park, Ferndown Industrial Estate  
 Dorset BH21 7SE  
 T: 01202 894976 F: 01202 897131  
 E: sales@ufhn.co.uk W: ufhn.co.uk



# MERCURY

UNDERFLOOR HEATING

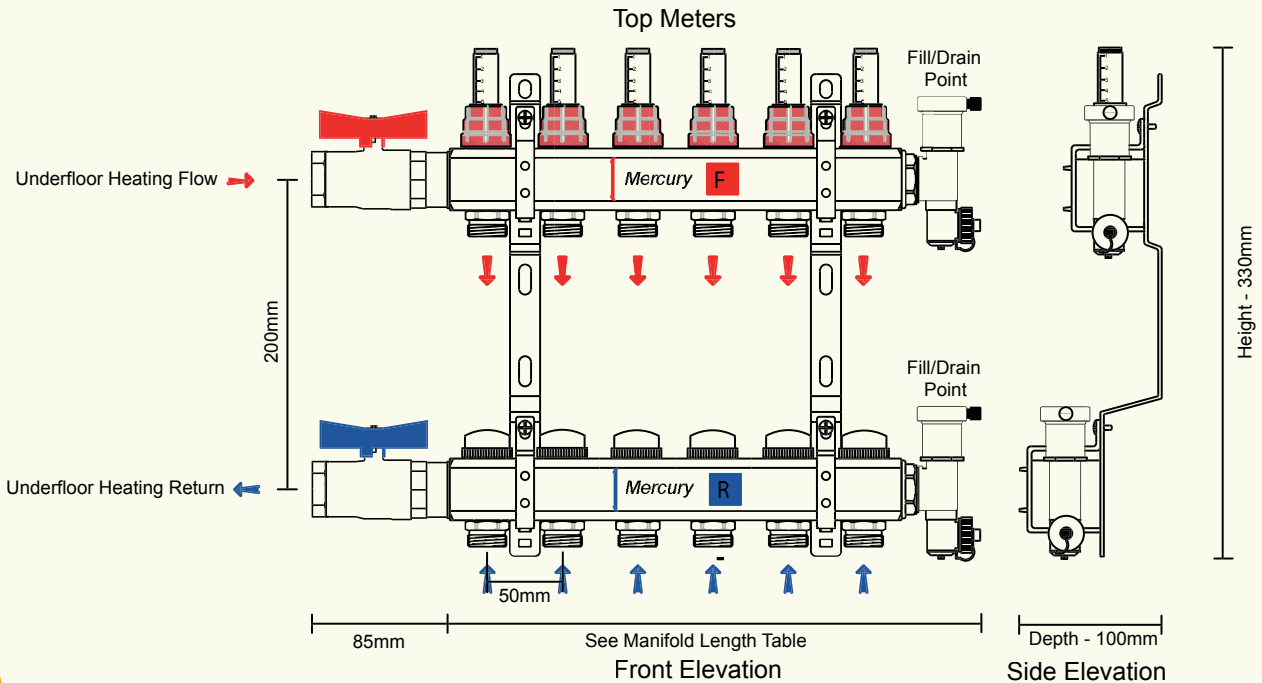
## Mercury Underfloor Heating Manifolds

### DIMENSIONS

Mercury Manifold. Kit of adjustment manifold with integrated flow meter and on-off manifolds with protecting caps, built-in brackets and fittings, and additional air-vent valves and fill-drain taps.

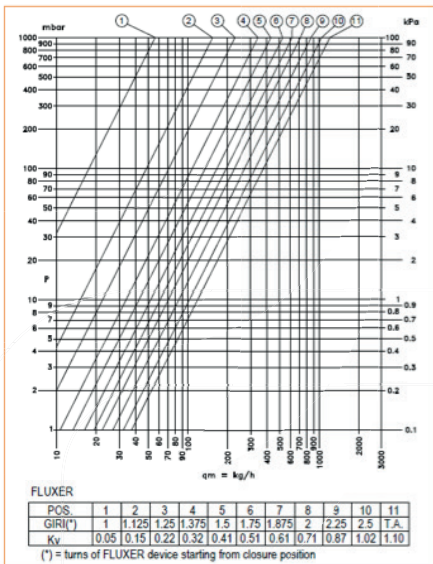
### CONFIGURATION WITH NO BLENDING EQUIPMENT:

Mercury Manifold, 2-12 Way

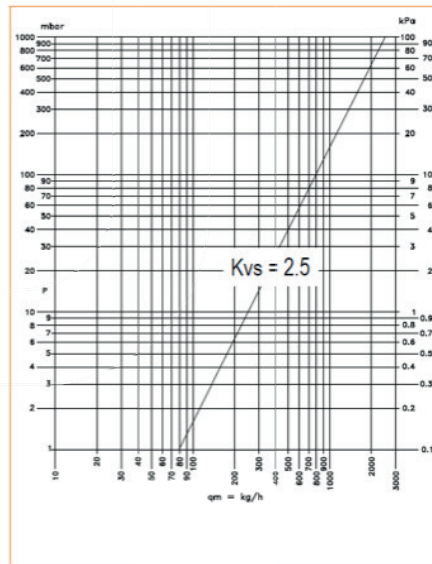


### HYDRAULIC FEATURES (MERCURY MANIFOLD ONLY)

Delivery manifold (single way)



Return manifold (single way)



| Manifold | Length |
|----------|--------|
| 2 Port   | 172mm  |
| 3 Port   | 222mm  |
| 4 Port   | 272mm  |
| 5 Port   | 322mm  |
| 6 Port   | 372mm  |
| 7 Port   | 422mm  |
| 8 Port   | 472mm  |
| 9 Port   | 522mm  |
| 10 Port  | 572mm  |
| 11 Port  | 622mm  |
| 12 Port  | 672mm  |