

SECOND  
NATURE<sup>®</sup>  
KITCHENS



YOUR INSPIRATION BOOK

# SECOND NATURE<sup>®</sup> KITCHENS

Designing a kitchen is Second Nature to us,  
so your dream room is never far away.

Here at Second Nature we have an abundance of design possibilities ready and waiting to help you create your perfect kitchen.

From contemporary to classic, our expert designers have created an extensive collection of kitchens to suit an array of budgets, spaces and styles, and with generations of experience, we're confident we'll help you discover the heart of your home.

Available through a network of independent retailers across the UK, your local Second Nature specialist will guide you through the entire process with the highest level of service and care, to ensure you get a kitchen that fits flawlessly around your lifestyle.

Packed full of the very latest kitchen ideas, this inspiration book aims to provide you with the confidence to create the perfect setting that will last for years to come.

[www.sncollection.co.uk](http://www.sncollection.co.uk)





# CONTENTS

## THE BioGraphy® MODERN COLLECTION

Porter	07
Feature Glazed Doors	25
Remo	27
Ellerton	39
Lichfield	43
Tomba	47
Alpina	51
Unity	53
Stanhope Modern	61

## THE ALCHEMY® CLASSIC COLLECTION

Ellerton	65
Lichfield	71
Milbourne	75
Mornington Beaded	87
Mornington Shaker	95
Fitzroy	103
Broad oak	113
Cornell	121
Milton	123
Stanhope Classic	127

## FINISHING DETAILS

Colour Collection	131
Door Collection	133
Planning Your Kitchen	135
Storage	137
Worksurfaces	147
Handles	155
Lighting	159
Appliances, Sinks & Taps	163
Real Kitchens	165

### LOOK OUT FOR THESE ICONS



Further painted colours available

# WHERE IT ALL BEGAN

...

Our story began over 100 years ago, as a family run, independent business in County Durham.

Since then, we have evolved and grown, whilst keeping our roots firmly in the region, establishing Second Nature as one of the leading independent kitchen brands across the UK.

From day one our approach was to create a kitchen collection that was innovative, flexible and good quality - all at an affordable price; values we still hold today.

With an expert in-house design team, we scour the world to bring you the latest styles, materials and finishes. Combining these with new technologies and functions, we have meticulously crafted an extensive collection of kitchen furniture, that perfectly suits any home.

Our unique approach has successfully created kitchens for thousands of homes, won multiple awards and forged lasting partnerships with a growing family of over 300 retailers nationwide.

**Family company. National brand. Local experts.**



# KITCHENS FROM LOCAL SPECIALISTS

...

With roots placed firmly across the UK, our national network of over 300 independent studios means that your local kitchen specialist is never far away.

Providing trusted advice and considering every last detail, your Second Nature retailer will guide you through the entire process, from planning and design, right through to installation.

They'll listen carefully to your ideas and lifestyle needs, with the knowledge to re-imagine the best use of your space, creating a tailor-made kitchen that works beautifully in your home; a place to make memories that will truly last a lifetime.

To find your local Second Nature specialist, visit

[www.sncollection.co.uk/showrooms](http://www.sncollection.co.uk/showrooms)



# THE BioGraphy<sup>™</sup>

## MODERN COLLECTION

Our BioGraphy collection is designed with modern living in mind. A stunning choice of contemporary kitchen designs enables you to reflect your personality and create smart and stylish spaces that work for you and your life – with no compromise on quality, functionality or practicality.



# PORTER

Porter, our best-selling slab design, allows you to create clean, sleek lines for an ultra-modern look.

Whether you pair with complementary handles, or strip back to create a true handleless design, Porter is available in eight striking high gloss or eight smooth matt colours, allowing for a perfect canvas to unleash minimalist styling.

Sophisticated yet functional, Porter can be used on its own, or combined with a contrasting feature door, to create a timeless and contemporary space, perfect for any home.

SHOWN HERE IN MATT WHITE  
WITH ALUMINIUM HANDLELESS TRIM

## FINISHES AVAILABLE AS STANDARD



FURTHER PAINTED COLOURS AVAILABLE

See page 131 & 132








**Above:** Introduce a woodgrain feature door to inject warmth into your neutral colour palette.

**Left:** A true handleless design, Porter can be combined with a selection of handleless trim finishes to create a striking, contemporary look.

**Right:** An Aluminium Handleless Trim accentuates the clean linear design of Porter.

**Worksurfaces:** Strata Quartz Brilliant White & Strata Granite Sinuous White





**PORTER IN GLOSS SILVER GREY  
WITH ALUMINIUM HANDLELESS TRIM**

**Left:** An ultra high gloss finish cleverly bounces light around the room, creating a bright and airy space.

**Worksurfaces:** Strata Granite Nero Assoluto & Strata Granite Black Shimmer

**PORTER IN MATT DOVE GREY & CHALK BLUE WITH ALUMINIUM HANDLELESS TRIM & FITZROY IN CHALK BLUE**

**Right:** Blend a neutral colour palette with bright pops of colour to accentuate your individual style.

**Below:** A pantry allows all your essentials to be hidden away but still close at hand. They can be designed with an array of features to suit your individual requirements.



Worksurfaces: Silestone Lagoon & Strata Timber Oak End Grain



**PORTER IN GLOSS PORCELAIN,  
GLOSS CASHMERE & MATT TRUFFLE**

**Right:** Combine a collection of rich and warm neutral tones to create a sophisticated and luxurious look.

**Below:** Porter's simple style will provide a perfect canvas to add striking accessories.



**Worksurfaces:** Strata Granite Moon Pearl & Strata Granite Rippled Mink  
**Handle:** Chrome Knob (K1043.32.CH)



**PORTER IN MATT GRAPHITE  
WITH BROADOAK RYE**

**Left:** Cleverly combine darker tones with a woodgrain feature door, to create an industrial twist on this contemporary design.

**Above:** Ultra-stylish, minimalist handles, give Porter a whole new look.

**Worksurface:** Strata Granite Black Linen  
**Handle:** Stainless Steel Trim (H1087.160.SS)



**PORTER IN MATT DRY ROSE  
& MATT DUST GREY**

**Left:** Porter's simplicity is the perfect canvas for a wide variety of colours.

**Above:** Add industrial character to an otherwise feminine design through open metal shelving.

**Worksurface:** Strata Quartz Marquina

**Handle:** Matt Black Knurled (H1126.448.MB, K111.20B384MB, H1126.257B386MB)



**PORTER IN MATT CARBON WITH A GRAPHITE HANDLELESS TRIM & ALPINA DEEP OAK MATT**

**Above:** Carbon, our newest off-black hue, works perfectly as a single colourway across an entire kitchen to create a rich atmospheric space with a softer edge.

**Right:** The true handleless design can be carried around an island or peninsular to create a unique, signature look.

**Worksurface:** Dekton Ultra Compact Domoos



**PORTER MATT & GLOSS LAVA**

**Left:** Porter's seamless design perfectly lends itself to a concealed kitchen design.

**Above:** Situated behind sliding track doors, hidden kitchens are the perfect way to conserve space, and conceal clutter and appliances when they are not in use.

**Worksurface:** Strata Quartz Tropical Storm  
**Handle:** Black & Chrome D-Handles (H76L128.CHR)





# FEATURE GLAZED DOORS

Perfectly suited to a contemporary kitchen design, our feature glazed doors are ideal to personalise your design. In a choice of black or bronze, they can create a striking statement in any kitchen.

SHOWN LEFT IN BLACK & BELOW IN BRONZE

FINISHES AVAILABLE



BLACK



BRONZE







# REMO

Inspired by modern European styles, Remo is a contemporary, minimalist design, with an integrated j-pull handle, making it one of our most popular modern ranges for those searching for a clean, uncluttered look.

Available in a matt or gloss finish, as well as a woodgrain elm texture, Remo offers you the design flexibility to create your perfect sanctuary.

SHOWN HERE IN MATT PORCELAIN & GLOSS GRAPHITE

## FINISHES AVAILABLE AS STANDARD



FURTHER PAINTED COLOURS AVAILABLE

See page 131 & 132





**Top:** Strata Quartz Ash Grey worktop combined with a Strata Quartz White Venato splashback.

**Bottom:** The integrated j-pull handle offers a unique twist to a contemporary slab door.

**Left:** Remo's sleek and smooth style provides a perfect backdrop for a multi-functional space.

**Worksurface:** Strata Quartz Ash Grey with Strata Quartz White Venato splashback



## REMO IN MATT STORM BLUE

**Left:** Match your kitchen to your personality thanks to an extensive choice of 30 painted colours.

**Worksurface:** Strata Quartz Crystal Grey & Strata Timber Black Washed



## REMO IN GLOSS SILVER GREY & BRODOAK RYE

**Above:** A softer silver-grey gloss colour palette creates a calming but contemporary feel.

**Right:** Perfectly combine classic and contemporary through the addition of a Brodoak Rye unit.



Worksurface: Silestone Quartz Ariel

**REMO IN MATT WHITE**

**Right:** White provides a perfect backdrop to experiment with bold patterns and furnishings.

**Below:** Keep your everyday essentials in reach with a Kesseböhmer Convoy Centro pull-out larder.



**Worksurface:** Corian Solid Surface Glacier White with Oak feature strip





Worksurface: Strata Quartz Calacatta Gold

# ELLERTON

Cleverly blending the seamless, smooth lines of a handleless design, with the beautiful simplicity of a Shaker profile, Ellerton creates a contemporary twist on a timeless classic.

The symmetry is enhanced by a contrasting woodgrain or matching painted trim, perfect for creating a uniquely bespoke look.

SHOWN HERE IN CHARCOAL & PARTRIDGE GREY WITH RYE HANDLELESS TRIM

## FINISHES AVAILABLE AS STANDARD



CHALK  
MATT



STONE  
MATT



PARTRIDGE  
GREY  
MATT



## FURTHER PAINTED COLOURS AVAILABLE

See page 131 & 132



**Above:** The addition of plinth lighting illuminates your floor whilst adding depth and dimension to the room

**Right:** Ellerton's refined detailing gives this modern door an enduring appeal.

**Left:** Choose a matching handleless trim to create a seamless finish.

**Worksurface:** Neolith Ultra Compact Aspin Grey & Onyx





# LICHFIELD

Capturing contemporary sophistication through a sleek j-pull handleless design, Lichfield cleverly combines an intricate shaker style frame within the unique aesthetic of a modern slab.

SHOWN HERE IN ESPRESSO & MATT STONE



Solid wood/  
real wood  
veneer

## FINISHES AVAILABLE AS STANDARD



PORCELAIN  
MATT



PARTRIDGE  
GREY  
MATT



ESPRESSO  
MATT



RYE OAK  
MATT



FURTHER PAINTED COLOURS AVAILABLE

See page 131 & 132



**Top:** An LED light strip concealed in the splash back is perfect for illuminating those small cooking tasks or adding mood to any space.

**Left:** Continuing the lines of this j-pull design, around elements such as an island, elevates this thin worktop above the richness of the furniture.

**Right:** The balance of a modern design and a rich natural palette creates a unique kitchen style.

**Worksurface:** Neolith Ultra Compact Strata Argentum





# TOMBA

Offset the kitchen's simplicity with contrasting textures and colours to create a striking contemporary space.

Tomba's subtly thicker door and sloped top edge, offers a premium yet refined take on a true handleless kitchen.


In a palette of 30 colours, gloss or matt, this sleek, linear design can be perfectly paired with three handleless trim options.

SHOWN HERE IN GLOSS WHITE  
WITH AN ALUMINIUM HANDLELESS TRIM  
& ALPINA DEEP OAK MATT



AVAILABLE PAINT-TO-ORDER

See page 131 & 132



**Top:** A Kesseböhmer Convoy Premio larder can hold up to a weeks' worth of groceries. Having easier access to your items means less food goes to waste.

**Bottom:** Tomba's striking edge profile offers a sleek and spectacular look.

**Left:** Tomba's contemporary lines combined with a clean handleless trim make it the perfect kitchen for a modern setting.

**Worksurface:** Silestone Quartz Lyra






Worksurfaces: Strata Timber Black Washed & Neolith Ultra Compact Beton

# ALPINA


The inherent natural beauty of Alpina, reflects the unique aspects of a truly bespoke kitchen. Utilising real timber veneers with gloss, matt or heavily embossed finishes, combined with made-to-measure sizes, ensures this collection is adaptable to any part of the home.

Whether as a full kitchen or offset against a painted finish, Alpina has its roots firmly in both nature and cutting-edge design.

SHOWN HERE IN SILVER OAK MATT WITH PORTER DOVE GREY & GRAPHITE HANDLELESS TRIM



## FINISHES AVAILABLE AS STANDARD



- MIST MATT
- SILVER OAK MATT
- SMOKED OAK MATT
- TOBACCO MATT
- NATURAL OAK MATT
- DEEP OAK MATT
- MIST GLOSS
- SILVER OAK GLOSS
- SMOKED OAK GLOSS
- TOBACCO GLOSS
- BURNT ASH TEXTURED
- SMOKED LARCH TEXTURED
- MID OAK TEXTURED



Worksurfaces: Dekton Ultra Compact Halo & Strata Timber Prime Oak

# UNITY


No matter what shape or sized kitchen you require, our made-to-measure Unity collection is designed with flexibility in mind, helping to achieve a truly unique look.

Available in an extensive choice of colours, finishes and edge options, this range has been tailored around creating bespoke sizes, offering versatility and flexibility to fit flawlessly into your lifestyle.

SHOWN HERE IN CASHMERE GLOSS & LAVA GLOSS



## FINISHES AVAILABLE AS STANDARD





**UNITY IN GRAPHITE SUPERMATT & LIGHT GREY SUPERMATT**

**Left:** Unity's unique ability to create bespoke looks, allows you to maximise every inch of space in your kitchen, no matter how big or small. Unity caters for smaller spaces and various appliance sizes, without any compromise on design or style.

**Worksurface:** Strata Quartz Elegant Slate Leather

**UNITY IN FJORD METALLIC GLOSS & WHITE MATT**

**Right:** Whether you envisage a handleless trim or opt for a handle, Unity's flexibility ensures it works effortlessly with both, creating a clean, streamlined aesthetic, popular within a modern-day kitchen.

**Below:** Shown here in a two-tone 3D glass effect for a contrasting look, or alternatively, matching 'airtech' edging is available for a seamless finish.



**Worksurface:** Strata Quartz Absolute Marble White  
**Handles:** Stainless Steel Bar Handle (H503.128.SS)  
& Stainless Steel Trim Handle (H1088.160.SS)





Worksurfaces: Strata Granite Dappled Pearl  
Handles: Stainless Steel Trim Handle (H1088.160.SS)

**Left:** An easy way to add interest and texture, unity woodgrain effect doors can become a stylish focal point in any minimal or modern look. Character Graphite's grey undertones and embossed-like finish keep everything muted,

**Below:** The exaggerated knotting of Reclaimed Oak adds a rough luxe element.





Worksurfaces: Strata Quartz Marble Black

# STANHOPE MODERN

Stanhope, our new made-to-measure collection, gives you a choice of three contemporary door styles, allowing you to create a variety of looks at an affordable price.

Offering both sides of the spectrum; from a unique industrial concrete feature effect to a large array of matt and gloss finishes, Stanhope gives you complete freedom to choose an ultra-modern kitchen tailored around your individual needs.

SHOWN HERE IN ACOMB CONCRETE & MATT PORCELAIN

**GLOSS\***

- WHITE GLOSS
- CREAM GLOSS
- HAZE GLOSS

**MATT**

- ALABASTER MATT
- PORCELAIN MATT
- STONE MATT
- BLUE CANVAS MATT
- MUSSEL MATT
- CASHMERE MATT
- DOVE GREY MATT
- GRAPHITE MATT

**WOODGRAIN**

- SUPER WHITE
- CREAM
- GREY
- MUSSEL
- CASHMERE


**FEATURE**

- CONCRETE

**STANHOPE MODERN**

- WHITFIELD SQUARE SLAB
- HENSHAW SAPPONETTA SLAB
- ACOMB INTEGRATED HANDLE

\*Acomb not available Gloss finishes

A close-up photograph of a hand holding a silver fork with a yellow grip, stirring a chocolate and vanilla swirl in a bowl. The hand is wearing a silver ring. The background is a blurred white surface.

# THE **ALCHEMY**<sup>™</sup> CLASSIC COLLECTION

Our Alchemy collection fuses a deep understanding of today's lifestyles with British design heritage – designed to work in any home. A classic collection, for the modern era with timeless design appeal, you'll continue to enjoy these kitchens year after year.



# ELLERTON

A classic kitchen with a modern twist, Ellerton combines the fine frame detailing of a traditional shaker with the contemporary, clean lines of a handleless door to create a truly unique look. A simple handleless trim, available in complementing painted colours or a rye oak woodgrain, creates a streamlined look that will feel at home in any setting.

SHOWN HERE IN CHALK  
WITH RYE HANDLESS TRIM

## FINISHES AVAILABLE AS STANDARD



## FURTHER PAINTED COLOURS AVAILABLE

See page 131 & 132



**Above:** The sloping chamfer of the integrated handle combines effortless functionality with intricate detailing.

**Right:** Hidden behind Ellerton's clean lines, the Convoy Premio offers the ultimate luxury in kitchen storage.

**Left:** The striking Strata Quartz Statuario work surface contrasts beautifully with the Chalk and Rye Oak handleless trim.

**Worksurface:** Strata Quartz Statuario



### ELLERTON IN DUST GREY

**Left:** The handleless trim of Ellerton can be matched perfectly to your chosen design thanks to our palette of 30 painted colours.

**Above:** With a slim, low profile frame, Ellerton gives a hint of tradition whilst maintaining a contemporary look.

**Worksurface:** Strata Quartz Statuario



Worksurface: Strata Quartz Carrara Gioia

# LICHFIELD

Lichfield, with its classically refined frame and integrated handle, is perfectly suited to the warmth of the Rye Oak woodgrain.

Mixed with a lighter palette, it creates a tranquil space that you'll always want to rush home to.

SHOWN HERE IN RYE OAK & PORCELAIN



Solid wood/  
real wood  
veneer

## FINISHES AVAILABLE AS STANDARD



PORCELAIN  
MATT

PARTRIDGE  
GREY  
MATT

ESPRESSO

RYE OAK



## FURTHER PAINTED COLOURS AVAILABLE

See page 131 & 132




**Above:** A neutral splashback offsets the striking Lichfield Rye Oak beautifully.

**Left:** An integrated j-pull handle offers a unique twist to a classic shaker.

**Right:** A bank of wall units maximise space for your everyday essentials.

**Worksurface:** Strata Quartz Carrara Gioia








# MILBOURNE

From one look comes an abundance of possibilities. With a wide frame design and subtly textured finish, Milbourne's shaker style can be dressed up or down, to suit any setting.

A true timeless classic.

SHOWN HERE IN TRENCH COAT GREY & PORCELAIN

## FINISHES AVAILABLE AS STANDARD



+



FURTHER PAINTED COLOURS AVAILABLE

See page 131 & 132

Worksurfaces: Strata Timber Salvaged & Strata Quartz Carrara Classic Handles: Handforged Steel Knob (K1097.40.HS) & Handforged Steel Knob Bar Handle (H1100.160.HS)





**Above:** Juxtapose a traditional marble effect preparation area with a contemporary Timber Strata Salvage worksurface.

**Right:** Hand forged steel handles introduce a rustic feel to this classic design.

**Left:** Cleverly mask an extractor fan with beautiful cabinetry to make a feature focal point whilst providing additional storage.

**Worksurfaces:** Strata Quartz Carrara Classic & Strata Select Timber  
**Handles:** Handforged Steel Knob (K1097.40.HS)  
& Handforged Steel Bar Handle (H1100.160.HS)



### MILBOURNE IN PARTRIDGE GREY

**Right:** Make the most of small spaces through a floor to ceiling larder, wall units and free-standing peninsular table.

**Above:** The simplicity of Milbourne allows you to experiment with bright, bold pops of colour.

**Worksurfaces:** Strata Granite Mystic Grey Leather

**Handles:** Stainless Steel Cup Handle (H1070.64.SS) & Bow Handle (H1071.128.SS)



### MILBOURNE IN STONE

**Right:** You will always have a place to prepare your meals with the striking addition of a butcher's block.

**Below:** Combine a perfect spot to cook, with a perfect area to eat whilst making the best use of space through a simple, yet effective layout.

**Worksurfaces:** Strata Granite Silver Waves Leather & Strata Oak End Grain  
**Handles:** Stainless Steel Cup Handle (H1070.64.SS) & Bow Handle (H1071.128.SS)



### MILBOURNE IN SAGE & ALABASTER

**Right:** A plate rack creates a staple feature in any traditional kitchen.

**Above:** An oak breakfast bar adds functionality, a place to socialise, and an element of bespoke design whilst providing warmth and natural beauty to the room.

**Worksurface:** Strata Granite Nero Impala  
**Handles:** Antique Silver D-Handle (H872.128.AS)





### MILBOURNE IN CHARCOAL

**Left:** Add texture and interest on a singular colourway through the use of open shelving and glazed feature doors.

**Above:** Combine copper accents with a dark rich colour palette, to create a modern, yet enduring look.

**Worksurface:** Strata Quartz Marble Black & Strata Timber Black Washed  
**Handles:** Antique Copper Bar Handle (H1084.160.AC)



# MORNINGTON BEADED

Featuring the finer trimmings of a traditional kitchen and an exquisite ash-grain finish, Mornington Beaded cleverly explores the ornate detailing of a classic shaker style, through the addition of an elegant bead.

SHOWN HERE IN CASHMERE



Solid wood/  
red wood  
veneer

FINISHES AVAILABLE AS STANDARD



PORCELAIN  
MATT



STONE  
MATT



DOVE GREY  
MATT



PARTRIDGE  
GREY  
MATT



DUST GREY  
MATT



GRAPHITE  
MATT



FURTHER PAINTED COLOURS AVAILABLE

See page 131 & 132







**Above:** There's a place for everything with our Konfigure drawer inserts.

**Right:** Add a touch of sophistication though eye-catching bright nickel handles.

**Left:** A subtle woodgrain finish adds texture to create a naturally authentic look.

**Worksurfaces:** Strata Quartz Luna Pearl, Marbled White island & Strata End Grain chopping block

**Handles:** Bright Nickel Cup Handle (H1079.32.BN) & Bright Nickel Knob (K1075.32.BN)



### MORNINGTON BEADED IN DUST GREY

**Left:** Create a perfect base to experiment with striking surroundings, such as Herringbone flooring and ornate wall panelling.

**Below:** The simplistic design of Mornington Beaded combines perfectly with a calming natural colour palette.



**Worksurfaces:** Strata Timber Select & Strata Quartz Carrara Gioia  
**Handles:** Bright Copper Cup Handle (H1092.64.CO)



# MORNINGTON SHAKER

A timeless classic, ready and waiting to be styled and made your own. With a distinctive ash-grain, our Mornington Shaker collection is a charming staple for any home.

SHOWN HERE IN SLATE & PARTRIDGE GREY



## FINISHES AVAILABLE AS STANDARD



PORCELAIN  
MATT



STONE  
MATT



DOVE GREY  
MATT



PARTRIDGE  
GREY  
MATT



DUST GREY  
MATT



GRAPHITE  
MATT



FURTHER PAINTED COLOURS AVAILABLE

See page 131 & 132



**Above:** The Strata Quartz Hailstorm worksurface compliments the character and charm of the natural woodgrain.

**Left:** With a simple frame, and distinctive handles, this look blends both the modern and traditional aesthetics perfectly.

**Right:** A landscape inspired colour palette can help create a rustic feel.

**Worksurfaces:** Strata Quartz Hailstorm & Strata Distressed Timber  
**Handles:** Black Satin T-Bar Handle (H1091.60.BS)  
& Black Satin Cup Handle (H1092.64.BS)





**MORNINGTON SHAKER  
IN CORNFLOWER BLUE**

**Right:** The bold use of colour adds a fresh look to this simple shaker.

**Above:** Carry this colour through to a matching painted timber handle.

**Worksurfaces:** Strata Granite Azul Aran & Strata Select Timber  
**Handles** Timber Knob painted Cornflower Blue (S87/44x10)





## MORNINGTON SHAKER IN GRAPHITE

**Left:** A warmer alternative to black, Graphite pairs perfectly with lighter neutrals for a bold but fresh feel.

**Worksurface:** Strata Quartz Night Storm  
**Handles:** Black Satin Effect Trim Handle (H1087160.BS)



# FITZROY

A simple shaker with a smooth painted finish, Fitzroy provides an ideal canvas to create a striking, quintessentially British look, or paired back to maintain a refined understated style.

SHOWN HERE IN COPSE GREEN

## FINISHES AVAILABLE AS STANDARD



+



FURTHER PAINTED COLOURS AVAILABLE

See page 131 & 132







**Top:** Add timber drawer inserts to cleverly match your internal storage with the natural aesthetic of the room.

**Bottom:** Classic antique bronze cup handles create a sophisticated heritage feel.

**Right:** A dramatic splashback can make a striking statement.

**Worksurface:** Strata Quartz Calacatta Gold  
**Handles:** Antique Bronze Cup Handle (H1105.64.BR) & Antique Bronze Knob (K1106.30.BR)





**FITZROY IN HARTFORTH BLUE,  
SLATE & PARTRIDGE GREY**

**Left:** Mix multiple colours and materials together to create a modern twist on this classic simple shaker.

**Above:** Create bespoke units to house appliances whilst adding additional storage space.

**Worksurfaces:** Silestone Quartz Yukon & Strato Timber Prime Oak  
**Handles:** Bright Nickel Bar Handle (H503.128.BN)



### FITZROY IN PARTRIDGE GREY & PORCELAIN

**Right:** Our collections aren't just limited to the kitchen, carry your style through to any adjoining spaces, such as utility and boot rooms.

**Below:** Accentuate size through a light and airy colourway.



**Worksurface:** Strata Quartz Calacatta Gold

**Handles:** Chrome Cup Handle (H1092.64.CH) & Chrome Knob (K265.33.CH)

### FITZROY IN STONE & PORCELAIN

**Right:** Keep your herbs close to hand with a bespoke integrated planter.

**Above:** Create a colour palette that will never go out of style.

**Worksurfaces:** Strata Granite Angolan Black Leather & Dekton Ultra Compact Aura

**Handles:** Black Satin Effect Knob (K999.38.BS)





# BROADOAK

Broadoak epitomises the simple values and clean design lines of the shaker movement. Its unfussy style and natural appearance ensures this enduring look never goes out of fashion.

The subtle woodgrain beautifully lends itself to an array of painted hues, or truly holds its own in a natural timber finish, to work well in any interior colour scheme.

SHOWN HERE IN RYE



Solid wood/  
real wood  
veneer

FINISHES AVAILABLE AS STANDARD



ALABASTER  
CLASSIC  
MATT



STONE  
MATT



PARTRIDGE  
GREY  
MATT



NATURAL  
MATT



RYE  
MATT



FURTHER PAINTED COLOURS AVAILABLE

See page 131 & 132



**Above:** A distinctive Belfast sink is the ultimate traditional accessory.

**Right:** An Industrial Matt Black Cup Handle contrasts beautifully with the natural Broadoak Rye woodgrain.

**Left:** Bring the contents of your corner cupboard to you with a Kesseböhmer LeMans.

**Worksurface:** Strata Granite Carbon Grey Flamed

**Handles:** Industrial Matt Black Bar Handle (H1103.160.MB)  
& Industrial Matt Black Cup Handle (H1104.96.MB)



### BROADOAK IN RYE & STONE

**Left:** A light washed Timber Rye creates a truly exquisite country look.

**Above:** A farmhouse dresser proves an essential ingredient for a classic kitchen.

**Worksurface:** Silestone Helix & Strata Granite Nero Assoluto Honed  
**Handles:** Stainless Steel D-Handle (H023.128.SS)

BROADOAK

## BROADOAK IN PUTTY & REGIMENT

**Right:** Spend quality time with friends and family around a strikingly practical kitchen island.



**Worksurface:** Strata Granite Steel Grey & Strata Timber Iroko  
**Handles:** Bright Nickel Bar (H1002.160.BN) & Bright Nickel T-Bar Handle (H1003.62.BN)



# CORNELL

Cornell's elegantly styled timber door with intricate feature detailing and elaborate accessories, is ideal for creating a beautifully styled period look.

SHOWN HERE IN CHALK



Solid wood/  
real wood  
veneer

FINISH AVAILABLE AS STANDARD



ALABASTER CLASSIC  
MATT



FURTHER PAINTED COLOURS AVAILABLE

See page 131 & 132

Worksurface: Strata Granite Colonial White Handles: Chrome T-Bar Handle (H995.68.CH) & Chrome Bar Handle (H994.160.CH)





Worksurfaces: Strata Granite Angolan Black Leather Handles: Solid Pewter Bar Handle (H784.224.PE)

# MILTON

This unique framed shaker range offers the look and feel of a bespoke kitchen. Cleverly blurring the lines between classic and contemporary, Milton is available in a palette of 30 colours, which makes it work equally well in any home.

SHOWN HERE IN CHALK



Solid wood/  
red wood  
veneer



AVAILABLE PAINT-TO-ORDER

See page 131 & 132

MILTON

### MILTON IN ALABASTER

**Right:** Milton's sophistication adds detail and charm to this narrow footprint.



**Worksurfaces:** Strata Granite Indian Black Pearl & Strata Timber Oak  
**Handles:** Stainless Steel Knob (TK2SS)



Worksurfaces: Strata Quartz Graphite Pearl  
 Handle: Chrome Knob (K1113.46.CH)

# STANHOPE CLASSIC


With a varied selection, Stanhope boasts a complete made-to-measure collection across four classic door styles. In a choice of matt, woodgrain and natural wood effect finishes, choose from the ever-popular Shaker style to an eye-catching traditional cathedral arch style design. Create a definitive personalised look at an affordable price, whether it be the simplicity of Bolam, or the more ornate woodgrain of Ingoe, Stanhope caters for all your design needs.

SHOWN HERE IN LANGLEY MATT BLUE CANVAS & MATT DOVE GREY


## MATT



## WOODGRAIN



## CLASSIC NATURAL WOOD EFFECT\*



## STANHOPE CLASSIC



## NATURAL WOOD EFFECT\*



\*Ingoe only available Classic natural wood effects

# FINISHING DETAILS

Here you'll find a wide variety of finishing touches designed to make your kitchen your own. Our clever storage solutions, striking handles, and distinctive worksurfaces, all work together to help you create a beautiful kitchen, tailored to your individual taste and requirements.



# COLOUR COLLECTION



Inject personality into your kitchen with a colour palette that reflects your individual style.


Whether you dream of creating a seamless, minimal canvas or unleashing a striking statement through bold rich shades, our collection of 30 beautiful hues, in both gloss or matt, will fit flawlessly into your lifestyle.

Visit your local Second Nature specialist to explore our selection up close.

## LIGHTS/WHITES



## GREYS



## WARM NEUTRALS




**Note:** Whilst every effort has been made to accurately represent painted colours, actual product colours may vary slightly from colours shown in this brochure.

If opting for a dark kitchen, it is worth noting that darker shades can show up fingerprint marks more easily than lighter finishes, however these are easily removed with a soft Microfibre anti-scratch cloth, available from most supermarkets.

## GREENS



## BLUES



LOOK OUT FOR THIS SYMBOL WHERE DOOR FAMILIES ARE AVAILABLE IN OUR FULL PAINTED PALETTE

# DOOR COLLECTION



AVAILABLE IN MADE-TO-MEASURE SIZES



MORE COLOURS ALSO AVAILABLE THROUGH PAINT-TO-ORDER  
See colour palette on page 131 & 132

Create your perfect kitchen and your own signature look, from our extensive collection of modern and classic door styles. Choose from over seventy different colours and finishes available as standard. Or for a really personalised look, choose any shade from our paint-to-order palette, to create a kitchen that really reflects your individual character and taste.

## BioGraphy®

### PORTER




WHITE MATT & GLOSS PORCELAIN MATT & GLOSS ALABASTER GLOSS CASHMERE MATT & GLOSS DOVE GREY MATT & GLOSS SILVER GREY MATT & GLOSS DUST GREY MATT & GLOSS GRAPHITE MATT & GLOSS HARTFORTH BLUE MATT

### REMO



WHITE MATT & GLOSS PORCELAIN MATT & GLOSS ALABASTER GLOSS CASHMERE MATT & GLOSS DOVE GREY MATT & GLOSS SILVER GREY MATT & GLOSS DUST GREY MATT & GLOSS GRAPHITE MATT & GLOSS

### LICHFIELD



PORCELAIN ESPRESSO PARTRIDGE GREY RYE OAK

### TOMBA



WHITE

### UNITY




GLOSS SUPERMATT GLOSS METALLIC WOODGRAIN EFFECT

### GLAZED MODERN




BLACK GLAZED BRONZE GLAZED

### ALPINA TIMBER VENEER COLLECTION



MIST MATT/GLOSS SILVER OAK MATT/GLOSS SMOKED OAK MATT/GLOSS TOBACCO MATT/GLOSS NATURAL OAK MATT DEEP OAK MATT BURNT ASH TEXTURED SMOKED LARCH TEXTURED MID OAK TEXTURED

### STANHOPE MODERN



WHITFIELD SQUARE SLAB HENSHAW SAPONNETTA SLAB ACOMB INTEGRATED HANDLE

## ALCHEMY®

### MILBOURNE



CHALK PORCELAIN ALABASTER CLASSIC ALMOND SAGE STONE DOVE GREY PARTRIDGE GREY DUST GREY CHARCOAL

### FITZROY



PORCELAIN STONE DOVE GREY PARTRIDGE GREY DUST GREY GRAPHITE HARTFORTH BLUE

### ELLERTON



CHALK STONE PARTRIDGE GREY

### MORNINGTON



PORCELAIN SHAKER STONE SHAKER DOVE GREY SHAKER PARTRIDGE GREY SHAKER DUST GREY SHAKER GRAPHITE SHAKER PORCELAIN BEADED STONE BEADED DOVE GREY BEADED PARTRIDGE GREY BEADED DUST GREY BEADED GRAPHITE BEADED

### BROADOAK



ALABASTER CLASSIC STONE PARTRIDGE GREY NATURAL RYE

### CORNELL



ALABASTER CLASSIC

### MILTON



STONE

### STANHOPE CLASSIC



BOLAM ONE PIECE SHAKER LANGLEY SHAKER WITH OVULO DETAIL MELDON CATHEDRAL ARCH INGOE CATHEDRAL ARCH

# PLANNING YOUR KITCHEN

Designing the most important room in your home requires careful planning. So, before you do anything else, there are some key questions to ask yourself.

What do you like and don't like about your existing kitchen? What really works for you in the current layout and what frustrates you? The negatives are just as important as the positives, as they can help you form a clear idea of what you do, or don't need in your new kitchen.



## THE LOOK

With so many different styles, shapes, colours and materials to choose from, there's a lot to think about in achieving the right look for your kitchen. For instance, do you have a strong preference for traditional or contemporary styled furniture? You may be clear on this from the outset, but the kitchen should be seen as part of your overall interior design plan, rather than a standalone element. With so much inspiring content available from magazines and online, have some fun creating a moodboard of styles, textures and colours you really like.



## LAYOUT & SHAPE

There are four vital zones that will create a natural and efficient flow to your kitchen; cooking, food preparation, sink and storage. However, increasingly kitchens are used for all types of activities. Do you need a room that can cope with the rigours of a busy family? Are you going to dine in your kitchen? Are you a keen cook? Do you need a multi-purpose space to relax too? Ultimately, it's your kitchen, so it's important to design the space and features around the activities that will take place in it. Most of all, ensure you match your kitchen to your lifestyle.

The shape and size of your room will directly influence the layout you decide on, but it is worth exploring the range of layouts available, as some will suit your lifestyle better than others. Even in a tight space a clever designer can still work miracles.

## THE BUDGET

When setting your budget, bear in mind that the cost of key elements, such as appliances, cabinets and worksurfaces, can vary dramatically. If you decide to choose branded appliances, for example, then this may well account for a considerable share of your overall cost. Your choice of worksurface can also affect costings significantly, so you may have to make some compromises to stay in budget.



## THE PRACTICALITIES

Addressing the practical aspects of your new kitchen is key to its success. We know how important plenty of well-planned storage is in creating an organised kitchen and helping to keep worktops clutter-free. You will find plenty of clever storage ideas in this inspiration book to make the most of the cupboard space you have.

Consider the functions you require from your appliances, sink and worktop. For example, do you need a worksurface area that also doubles as a breakfast bar? Don't overlook lighting, which is important in establishing the mood of a kitchen as well as ensuring adequate illumination of preparation and cooking areas.



## CHOOSING A DESIGNER

A good kitchen designer is the person responsible for making your perfect kitchen a reality. This doesn't come about through chance, but by employing the services of an expert who will work with you, listening to your ideas and advising you on what will work and what may not. Your local Second Nature specialist will guide you on the best layout for your space and advise on colours, materials, storage, worksurfaces, lighting and appliances. In fact, all the decisions you'll need to make. The result will be a kitchen that works for you and your lifestyle - now and well into the future.



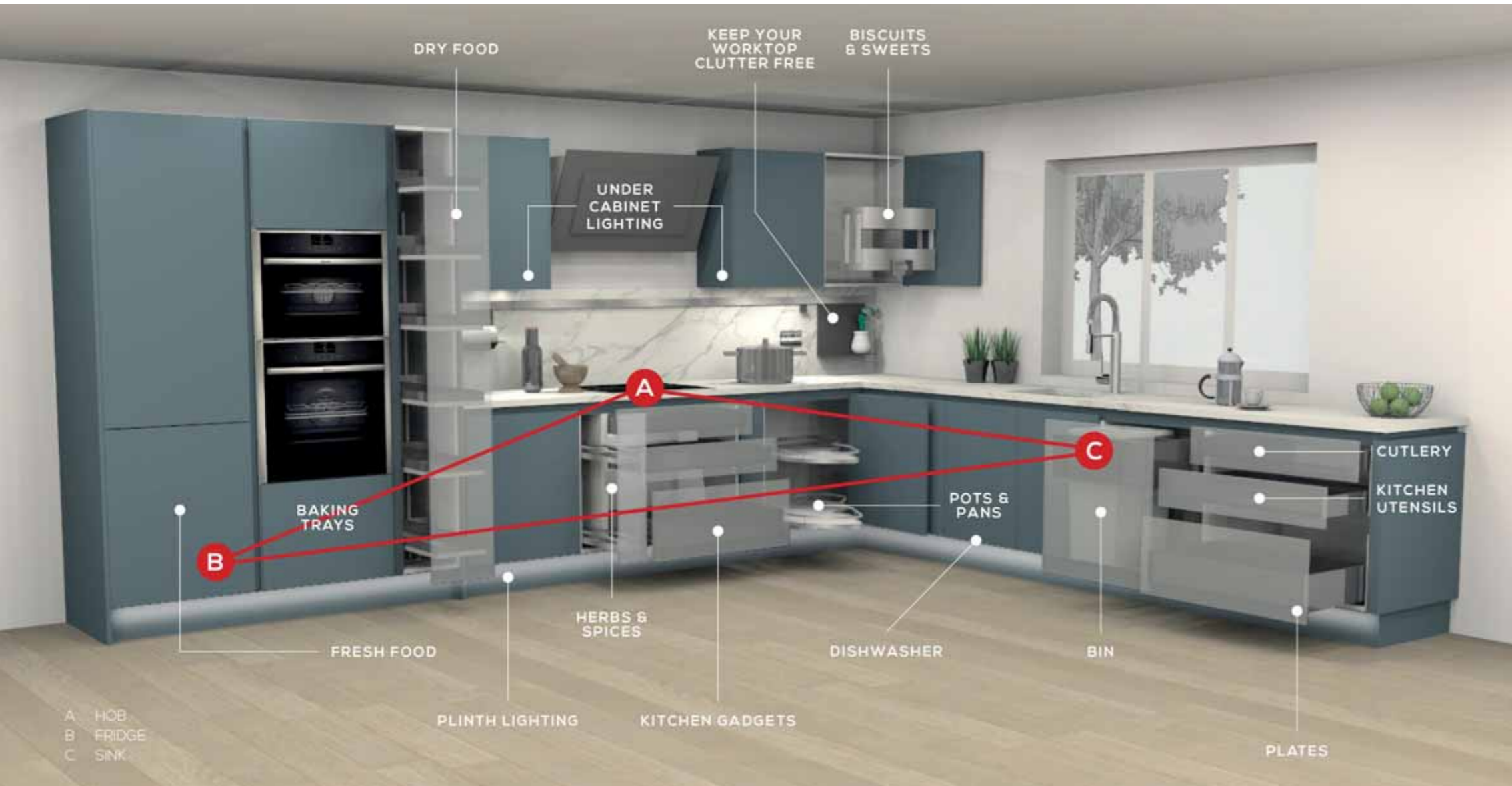


# STORAGE

A PLACE FOR EVERYTHING

When planning your kitchen, it's important to consider the things that you're likely to store in your cupboards. Often overlooked, the inside of your kitchen is just as important as the outside, for creating both a beautiful, and practical space that is a pleasure to use.

Our smart storage solutions offer a handy home for almost any item you can think of - such as dry foods, pots, pans, plates, herbs and spices, and more. Purpose designed for saving space, and getting to your items quickly and easily, it's also important that the layout of your key storage and appliance areas work in harmony with each other for the most efficient use of your space.



## TOP TIPS FOR THE PERFECT FLOW

### THE KITCHEN TRIANGLE

The primary tasks in your kitchen are carried out between the hob, the sink and the fridge. The triangle that connects these three areas defines what kitchen experts call an 'efficient kitchen layout'. The triangle is the shortest, most effective way to tread between these three areas and should be considered in your new kitchen design.

### GROUP SIMILAR FUNCTIONS

Consider grouping the functions of your kitchen and planning your storage accordingly. There's no point in placing a spice rack metres away from the hob. Specialist trays and inserts for our range of base units and pull outs, help you to create order with a designated place for everything.

### THE PERFECT SERVE

Try to imagine where you're most likely to serve up your meals. This is a great place to store your cutlery, plates and bowls. Take advantage of our wide range of drawer inserts and modular dividers, to help make meal times quicker, with everything kept conveniently to hand.

### DON'T BE AFRAID OF HEIGHTS

Many British homes enjoy high ceilings and utilising this extra space should be a priority in all kitchen schemes. Consider doors that open upwards or specify our clever iMove units which allow you to bring the contents of high cupboards down to eye level.



# LARDER STORAGE



Getting to the things at the back of your cupboards can be a real hassle. Our larders put everything clearly in sight, with an innovative system which moves the whole contents of the cupboard towards you. With quick and easy access to all your items, you'll never lose anything again, or find out-of-date ingredients lurking at the back of your cupboards. Less food will go to waste, which will save you money.

## LARDER ▾



Our bestselling larder comes all the way out of the cabinet, making items easy to see and reach. Height adjustable trays offer a truly flexible solution for storing things of different shapes and sizes.



## ▶ TANDEM LARDER



Designed especially for wider units, it opens just like a fridge. The rear trays are automatically drawn forward when the front door is pulled open. Anti-slip surfaces also mean that your items won't move around.



## ◀ CONVOY PREMIO



Our luxury Convoy Premio comes with either glass or oak sided trays. All of our larder units are soft close, and can hold up to a whole weeks' worth of groceries!

## ▼ SPACE TOWER



Available in anthracite or grey, our Space Tower offers a quick and easy larder solution, with the flexibility of individual drawers.



# CORNER STORAGE



Make dark and dingy corners a thing of the past with our best-selling corner storage solutions. Utilising clever engineering, they smoothly bring the very depths of these corner cupboards all the way out to you.



## ▲ LEMANS

With innovative curves, and independently moving shelves, the LeMans corner unit smoothly glides out from inside the cupboard, putting just what you need right there at your fingertips.



## ◀ MAGIC CORNER

The Magic Corner quickly and easily pulls the entire contents of the cupboard out to you, giving you easy access to everything all at once.



# PULL OUTS & PULL-DOWNS



## WALL STORAGE

Make use of your full ceiling height, and never struggle to reach your wall cabinets again. Integrate a handy wall storage solution, cleverly designed to bring the whole contents of your wall cupboards within easy reach.



## ◀ ▲ iMOVE

Our clever iMove allows you to pull the whole shelves down to eye level.



## UNDER COUNTER STORAGE

Make everyday tasks a breeze, with our smart range of under the counter storage solutions. Designed to maximise and organise every inch of your cupboard space, we've thought of everything - from handy removable cleaning baskets, to neat spice rack pull-outs which are perfect for keeping close to your hob.



## ◀ BASE PULL-OUT

Transform narrow and awkward spaces with dynamic and functional storage.



## ▼ CLEANING AGENT

Easily access all your cleaning items and transport them with this portable pull-out basket.



# DRAWER OPTIONS



The inside of your kitchen deserves to be just as beautiful and practical as the outside. So, once you've chosen your fronts, why not continue your style right through to the insides, with one of our high quality, and simply stunning drawer box ranges? Choose a complementary colour and finish for a considered, seamless look. Add inserts and accessories to keep you organised, with hidden double drawer options, allowing to make full use of the space and height, whilst maintaining a deep drawer look.



## ▲ LEGRABOX

Sleek and matt, LEGRABOX drawers in deep Anthracite complete any contemporary look.



## ▲ TANDEMBOX

Simple and minimalist in soft grey, TANDEMBOX drawers easily compliment any modern or classic design.



## ◀ DOVETAIL DRAWER

Crafted in solid timber, our dovetail drawers offer warmth and refinement in any traditional kitchen.



# DRAWER ORGANISATION



Boxes, dividers and removable holders help to solve endless rummaging and drawer disarray! Our fantastic range of accessories control your containers, enclose your ingredients, and systemise your snacks.



## ▲ MODULAR BOX INSERTS

Mix and match our range of oak tray inserts to configure your drawer contents to suit your lifestyle.



## ▲ PEG BOARD

Keep your pots and pans firmly in place with our removable plate racks and pegs.



## ▲ CUTLERY TRAY

Available in a wide range of widths, our preconfigured cutlery trays in modern anthracite, fit quickly and simply, straight into your drawers.



## ▼ AN INSERT FOR EVERYTHING

Keep your larger items organised too, with our range of knife blocks, foil and film dispensers, chopping board holders and more.



This is just a small selection of the handy drawer and storage solutions we have available. Visit your local Second Nature retailer to explore our full range.

# WASTE BINS & RECYCLING



Disposing of our waste responsibly is a key concern in many households. Whether you need a single unit for under the sink, or a bigger multi-compartment unit to help separate out your recycling items, we've got a solution to help. Available with up to four compartments, our bins seamlessly integrate into any kitchen design, making your waste management an easy part of daily life.



## ▲ ONE COMPARTMENT

A perfect under-sink bin.



## ▲ TWO COMPARTMENT

Offers separate sections for waste and recycling.

## ▶ THREE COMPARTMENT

Drawer bin - a handy solution for a drawer only kitchen.



## ▲ FOUR COMPARTMENT

Multi compartments are perfect for serious recycling.

Large capacity bin in Anthracite to complement your modern internals and drawers.



## ◀▶ LAUNDRY BASKET

Keep your laundry neatly tucked away in an integrated basket, purpose designed for your utility cupboards.



# WORKSURFACES



Selecting the right worksurface is essential for creating a kitchen that not only looks great, but also suits your lifestyle.

Our beautiful collection of worksurfaces offers something for every home, in a wide variety of materials, colours, patterns, shapes and finishes. A big part of your overall look, they also need to stand up to the rigours of daily life, so it's important that you choose the right surface for your kitchen needs.



## ◀ GRANITE

Perhaps you'll choose natural granite for its inherent strength? With no two pieces of granite the same, each has its own unique pattern – making a fabulous statement in any kitchen design.

## ▶ QUARTZ

Equally strong, Quartz is a man-made material, offering impeccable resilience, heat and stain resistance. It's perfect for your main kitchen run, or preparation areas.



## ◀ TIMBER

For a touch of warmth and character choose a beautiful, solid Timber worksurface. Timber can look stunning when applied to your whole kitchen, or when used for smaller task areas, such as a breakfast bar or integrated butchers block.

## ▶ SOLID SURFACE

As a durable, acrylic material, Solid Surface offers you the freedom to get creative. It offers a near to endless range of shapes, thicknesses and colours, in a seamless, joint free finish, across large surface areas.



## ◀ ULTRA COMPACT

With Ultra Compact material, you can achieve the appearance of luxury materials like marble, stone and even metal, without the associated maintenance. With ceramic like properties, you can go super slim, while maintaining extreme durability.



## MIX IT UP

Have you considered mixing your materials? Combining different worksurfaces can help you to create a bespoke, personalised look. Matching a mixture of materials that are best suited to key task areas, can also help you to zone your space, and create perfect order and flow.

Taking a mixed approach may also help stretch your budget, by interrupting more expensive material runs, with other cost-effective insets.

This is a helpful solution should your chosen material pose any limitations, such as length or shape.

## CRAFTED IN-HOUSE, JUST FOR YOU

Your chosen worksurface will be personally crafted by our team of in-house experts, using the latest technology and world leading materials. That's why you can be sure that your Second Nature worksurface will always be of the highest quality, strength, durability, with a beautifully flawless finish.



## MAKE THE PERFECT CHOICE

To help you choose your perfect worksurface, we've created five collections centred around popular kitchen styles. This is just a small selection of the materials we have to offer – so speak to your local independent retailer to explore our full collection, touch and see real samples, and find the perfect worksurface to complement your dream kitchen.


## NATURAL NEUTRALS COLLECTION




ELEGANT CREAM  
STRATA QUARTZ



MARBLED GREY  
STRATA QUARTZ



ELEGANT CLAY  
STRATA QUARTZ



ELEGANT GREY  
STRATA QUARTZ



RAIN STORM  
STRATA QUARTZ




NEOLITH ARGENTUM  
ULTRA COMPACT



IVORY FANTASY  
STRATA GRANITE



SINUOUS WHITE  
STRATA GRANITE



GRIS SYLVESTRE  
STRATA GRANITE



RUSTIC OAK  
STRATA TIMBER




STRATA SELECT  
STRATA TIMBER



STRATA SALVAGE  
STRATA TIMBER


## GLAMOUR COLLECTION




HI-MACS ICE QUEEN  
SOLID SURFACE



QUARTZ MIRROR  
STRATA QUARTZ



CHROME  
SILESTONE QUARTZ



GREY MIRROR  
STRATA QUARTZ



MOON PEARL  
STRATA GRANITE




BLACK SHIMMER  
STRATA GRANITE



GRAPHITE PEARL  
STRATA GRANITE




DAPPLED PEARL  
STRATA GRANITE



BLACK COSMIC  
STRATA GRANITE



STAR GALAXY  
STRATA GRANITE



EBONY  
STRATA QUARTZ



SPECTRA  
DEKTON ULTRA COMPACT

## HERITAGE COLLECTION



COLONIAL WHITE  
STRATA GRANITE



HAIL STORM  
STRATA QUARTZ



BIANCO SARDO  
STRATA GRANITE



ALASKA WHITE  
STRATA GRANITE



GIALLO CECILIA  
STRATA GRANITE



AZUL ARAN  
STRATA GRANITE



STRATA SELECT  
STRATA TIMBER




OAK & WENGE  
STRATA TIMBER



RIPPLED MINK  
STRATA GRANITE



BLUE PEARL  
LUNDHS GRANITE



PREMIUM BLACK  
STRATA GRANITE

## INDUSTRIAL COLLECTION



RAW CONCRETE  
CAESERSTONE QUARTZ



SYMPHONY GREY  
CAESERSTONE QUARTZ



TRILLIUM  
DEKTON ULTRA COMPACT



IRON GREY  
NEOLITH ULTRA COMPACT



LAVA ROCK  
CORIAN SOLID SURFACE



ASH GREY  
STRATA QUARTZ




IRON CORTEN  
NEOLITH ULTRA COMPACT



STEEL GREY  
STRATA QUARTZ




TAN BROWN  
STRATA QUARTZ



BLACK LINEN  
STRATA QUARTZ



ARDEN BLUE  
SILESTONE QUARTZ




SIRIUS  
DEKTON ULTRA COMPACT

# WHITE COLLECTION



**BRILLIANT WHITE**  
STRATA QUARTZ



**GLACIER WHITE**  
CORIAN SOLID SURFACE



**ANTARCTICA**  
CORIAN SOLID SURFACE




**ENZO**  
DEKTON ULTRA COMPACT



**CALACATTA GOLD**  
STRATA QUARTZ



**STATUARIO**  
STRATA QUARTZ



**MARBLD WHITE**  
STRATA QUARTZ



**WHITE VENATO**  
STRATA QUARTZ



**ARCTIC STORM**  
STRATA QUARTZ



**HALO**  
DEKTON ULTRA COMPACT



**DISTRESSED**  
STRATA TIMBER



**CARRARA CLASSIC**  
STRATA QUARTZ



































# MODERN HANDLES

**BioGraphy®**

Although small, handles play a big part in determining your overall look. Strong and structured, with clean lines and contemporary detail, our modern handle collection helps you to create a striking finish in any space. Whether you keep it sleek and simple with stainless steel, make a bold statement with an industrial finish, or even mix it up with several styles, the choice is yours to add any amount of personality and flair.



					
STAINLESS STEEL EFFECT <b>ARLINGTON FAMILY</b> H503.60.SS	STAINLESS STEEL EFFECT <b>ARLINGTON FAMILY</b> H503.128.SS / H504.192.SS H505.224.SS / H506.384.SS	STAINLESS STEEL EFFECT <b>CLERKENWELL FAMILY</b> H1124.96.SS & H1124.256.SS	STAINLESS STEEL EFFECT <b>CLERKENWELL FAMILY</b> H1124.256.SS	STAINLESS STEEL EFFECT <b>HOLBORN FAMILY</b> K1108.32.SS	STAINLESS STEEL EFFECT <b>HOLBORN FAMILY</b> H1047.160.SS
					
STAINLESS STEEL EFFECT H1087.160.SS & H1087.256.SS	STAINLESS STEEL EFFECT H12620.96.SS H12620.SS (128MM)	STAINLESS STEEL EFFECT H117510.SS / H118655.SS / H119835.SS H120820.SS / H121195.SS / H109188.SS H10237.SS / H111337.SS / H112387.SS H13437.SS / H14537.SS / H115737.SS H116937.SS	CHROME H1120.60.CH	CHROME H1120.160.CH & H1120.256.CH	CHROME H1114.160.CH
					
CHROME <b>KENSINGTON FAMILY</b> H768.128.CH	CHROME <b>KENSINGTON FAMILY</b> K1043.32.CH	CHROME <b>KENSINGTON FAMILY</b> H1044.128.CH	BLACK SOFT TOUCH & STAINLESS STEEL H952.160.SSBL	WENGE FINISH & STAINLESS STEEL H953.160.SSWE	BLACK SATIN EFFECT H1082.160.BS
					
BLACK SATIN EFFECT H1087.32.BS / H1087.160.BS H1087.256.BS	BLACK SATIN EFFECT H1088.32.BS / H1088.160.BS H1088.256.BS	ANTIQUE COPPER <b>ELDON FAMILY</b> H1084.160.AC H1084.128.AC AND H1084.320.AC	CHROME & BROWN H761.128.CH8	WALNUT FINISH K967.50.WA	OAK H954.192.OA
					
ALUMINIUM HANDLELESS TRIM	MATT WHITE HANDLELESS TRIM	MATT GRAPHITE HANDLELESS TRIM	KNURLED HANDLE COLLECTION AVAILABLE IN STAINLESS STEEL, MATT BLACK AND ANTIQUE BRONZE		
					
BRUSHED BRASS HANDLELESS TRIM	BRUSHED COPPER HANDLELESS TRIM				

# CLASSIC HANDLES

## ALCHEMY®

It's the finer details that make all the difference. Elegant and characterful, with refined touches, our classic handle collection helps create a timeless look in any kitchen. Add a hint of warmth and interest through antique bronze or rustic hand forged steel, or stay crisp and bright with a flash of chrome – so classically simple you can't go wrong.



STAINLESS STEEL EFFECT GUILDFORD FAMILY HI027.32.SS	STAINLESS STEEL EFFECT GUILDFORD FAMILY HI028.64.SS	STAINLESS STEEL EFFECT GUILDFORD FAMILY HI029.128.SS	STAINLESS STEEL EFFECT HI070.64.SS	STAINLESS STEEL EFFECT H585.128.SS	STAINLESS STEEL EFFECT PORTLAND FAMILY TK2.SS
STAINLESS STEEL EFFECT PORTLAND FAMILY 1003/79.SS	STAINLESS STEEL EFFECT PORTLAND FAMILY 1001/131.SS	CHROME WELLINGTON FAMILY KI075.32.CH	CHROME WELLINGTON FAMILY K879.34.CH	CHROME WELLINGTON FAMILY HI079.32.CH	CHROME MAYFAIR FAMILY K265.33.CH
CHROME MAYFAIR FAMILY HI091.60.CH	CHROME MAYFAIR FAMILY HI092.64.CH	CHROME MAYFAIR FAMILY H267.96.CH	CHROME BLOOMFIELD FAMILY H995.68.CH	CHROME BLOOMFIELD FAMILY H994.160.CH	CHROME K999.38.CH
PEWTER CROMWELL FAMILY KI109.35.PE	PEWTER CROMWELL FAMILY HI111.64.PE	PEWTER CROMWELL FAMILY HI112.64.PE	HANDFORGED STEEL KI097.40.HS	HANDFORGED STEEL HI100.160.HS & HI100.288.HS	
ANTIQUE BRONZE EFFECT CLAREMONT FAMILY KI106.30.BR	ANTIQUE BRONZE EFFECT CLAREMONT FAMILY HI105.64.BR	ANTIQUE BRONZE EFFECT CLAREMONT FAMILY HI103.160.BR	ANTIQUE BRONZE EFFECT DARTMOUTH FAMILY HI123.60.BR	ANTIQUE BRONZE EFFECT DARTMOUTH FAMILY HI128.160.BR	SANDED OAK S87/44X10 & S87/55X10
MATT BLACK HOXTON FAMILY HI104.96.MB	MATT BLACK HOXTON FAMILY HI109.160.MB	COPPER BARTON FAMILY KI110.33.CO	COPPER BARTON FAMILY HI092.64.CO		

# LIGHTING



Lighting is no longer just a kitchen accessory, it's a necessity. Creating a tailored lighting plan in the early stages of your kitchen design, will not only make your space feel lighter and brighter, but it can add that all important wow-factor.



- A Under cabinet lighting
- B In/over cabinet lighting
- C Drawer/shelf lighting
- D Plinth lighting
- E Flexible strip lighting
- F Ceiling lighting (not shown)

## WHAT DO I NEED & WHERE?

In selecting the most appropriate lighting for the various tasks being carried out in your kitchen, a good place to start is considering these three key lighting environments – Task, Mood and Convenience.



### MOOD LIGHTING

Also referred to as feature, decorative or accent lighting, mood lighting is used to add dimension and depth to the room in order to create atmosphere and provide personality.



### CONVENIENCE LIGHTING

Convenience lighting has a more specific purpose. It is directional and intended to be focused towards a specific area or to be used for a particular job in drawers or in cabinets.



### TASK LIGHTING

Task lighting provides effective light to undertake everyday activities such as food preparation. Perfectly positioned, task lighting makes the kitchen an efficient working space.

## WARM WHITE VERSUS COOL WHITE

The LED colour that you choose for your kitchen can make a huge impact!

### WARM WHITE



Warm white lighting pairs beautifully with deep, rich tones and woodgrains.



### COOL WHITE



Cool white lighting can perfectly compliment a monochrome, light neutral, or minimal palette.



### UNDER CABINET LIGHTING ▶

Cabinet lighting provides the ultimate task lighting to illuminate your worksurfaces without the need for bright, dazzling ceiling lights. Strip lights provide diffused, unbroken light whilst spot lights create the perfect balance of ambience and enough illumination for your daily tasks.



### PLINTH LIGHTING ▶

Trim your plinth with serene mood lighting to illuminate your floor, whilst adding depth and dimension to the room. Plinth lights are perfect for creating low-light situations to help you relax and complement your kitchen aesthetics in the evenings.



### ◀ IN/OVER CABINET LIGHTING

In-cabinet lighting helps you to quickly see everything at hand, eliminating the need for powerful ceiling lighting in that area; with motion sensor options available to help you save on your energy bills. Over-cabinet lighting helps illuminate your cupboards, providing gentle mood lighting.



### ◀ FLEXIBLE STRIP LIGHTING

Flexible strip lighting creates a relaxing mood, and is perfect for highlighting your features and furniture. We even have strip lighting options which can alternate between 7 colours!

### SHELF & DRAWER LIGHTING ▶

Internal shelf and drawer lighting is the perfect solution for providing quick night-time lighting right where you need it, without turning on your bright ceiling lights. Opt for a solution with an inbuilt motion sensor for further energy savings.



### CEILING LIGHTING ▶

Ceiling lighting provides the ultimate illumination to help you effectively complete daily tasks, often acting as striking feature either in the centre of your room, or over key seating/dining areas. You might choose warm white for a traditional kitchen look and to encourage a calming tone in the evenings; or perhaps cool white to compliment a contemporary kitchen and promote alertness throughout the day.





## APPLIANCES, SINKS & TAPS

...

Designing a kitchen isn't just about the look, it's about creating a practical and functional space that works for you – and appliances are a key part in getting this right.

Whether you're a keen cook, a fan of gadgets, or like to keep things simple, your local Second Nature specialist, will help you make the right choices to suit your lifestyle, and seamlessly integrate them into your design.




# REAL KITCHENS



Seeing a real example of how a kitchen design could look in your own home, can often be the reassurance and confidence you need to make that final decision.

Explore the Real Kitchens gallery of our Second Nature website, to see a whole host of different kitchens installed in real British homes. Browse by style, finish and layout, gathering design ideas and a true indication of the whole project cost, whilst getting to know the Second Nature retailers in your local area.

To browse our real projects, visit  
[www.sncollection.co.uk/real-kitchens](http://www.sncollection.co.uk/real-kitchens)



**TOP TO BOTTOM - LEFT TO RIGHT**

Porter Gloss Cashmere Essential Interiors, Fitzroy Almond Elements Kitchens, Milbourne Stone Interiors 4 Living, Mornington Stone Interiors 4 Living, Fitzroy Hartforth Blue C & C Kitchens Ltd, Fitzroy Copse Green Elements Kitchens, Fitzroy Graphite Aristocraft, Broadoak Stone Fineline Interiors, Remo Gloss White John Willox Kitchen Design, Milbourne Painted Aristocraft, Remo Silver Grey Decor Kitchens & Bathrooms, Broadoak Painted Ice Interior Ltd



# FIND YOUR LOCAL SPECIALIST



We hope you've enjoyed browsing our inspiration book, and that you're filled with new and exciting ideas for your dream kitchen.

With a near to endless range of design options, there's so much more for you to explore – and there's simply nothing more stunning than seeing the beauty of our kitchens up close.

So, armed with your favourite looks and kitchen must-haves, or a totally open mind, pop down to your local Second Nature retailer who'll work with you to create something entirely unique, that fits you, your budget, and your home, perfectly.

To find your local Second Nature specialist, visit

[www.sncollection.co.uk/showrooms](http://www.sncollection.co.uk/showrooms)





