

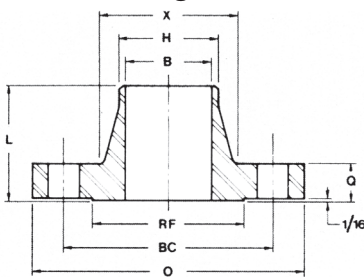



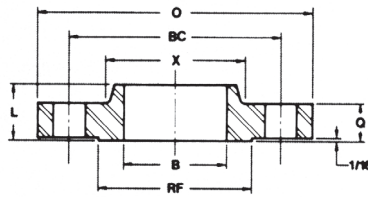
300 lb. FLANGES



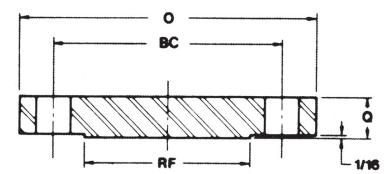
Welding Neck



Slip-On



Blind



Nom. Pipe Size	Flange Diameter (O)	Flange Thickness (Q)	Hub Dia. At Base (X)	Raised Face Dia. (RF)	Hub Dia. At Welding Point (H)	Bore Diameter (B)		Length Through Hub (L)		Drilling and Bolting			Weight		
						Welding Neck	Slip On	Welding Neck	Slip On	No. of Holes	Dia. of Bolts	Dia. of Bolt Circle (BC)	Welding Neck	Slip On	Blind
1/2	3-3/4	9/16	1-1/2	1-3/8	.84	.62	.88	2-1/16	7/8	4	1/2	2-5/8	1.88	1.26	1.56
3/4	4-5/8	5/8	1-7/8	1-11/16	1.05	.82	1.09	2-1/4	1	4	5/8	2-1/4	2.50	1.56	1.88
1	4-7/8	11/16	2-1/8	2	1.32	1.05	1.36	2-7/16	1-1/16	4	5/8	3-1/2	2.81	1.88	2.50
1-1/4	5-1/4	3/4	2-1/2	2-1/2	1.66	1.38	1.70	2-9/16	1-1/16	4	5/8	3-7/8	3.44	2.50	3.44
1-1/2	6-1/8	13/16	2-3/4	2-7/8	1.90	1.61	1.95	2-11/16	1-3/16	4	3/4	4-1/2	4.69	4.05	4.37
2	6-1/2	7/8	3-5/16	3-5/8	2.38	2.07	2.44	2-3/4	1-5/16	8	5/8	5	5.63	4.37	5.32
2-1/2	7-1/2	1	3-15/16	4-1/8	2.88	2.47	2.94	3	1-1/2	8	3/4	5-7/8	6.87	6.56	7.51
3	8-1/4	1-1/8	4-5/8	5	3.50	3.07	3.57	3-1/8	1-11/16	8	3/4	6-5/8	9.39	8.76	10.00
3-1/2	9	1-3/16	5-1/4	5-1/2	4.00	3.55	4.07	3-3/16	1-3/4	8	3/4	7-1/4	12.00	10.75	12.50
4	10	1-1/4	5-3/4	6-3/16	4.50	4.03	4.57	3-3/8	1-7/8	8	3/4	7-7/8	14.75	13.75	17.50
5	11	1-3/8	7	7-5/16	5.56	5.05	5.66	3-7/8	2	8	3/4	9-1/4	20.75	17.50	22.00
6	12-1/2	1-7/16	8-1/8	8-1/2	6.63	6.07	6.72	3-7/8	2-1/16	12	3/4	10-5/8	27.00	23.75	30.00
8	15	1-5/8	10-1/4	10-5/8	8.63	7.98	8.72	4-3/8	2-7/16	12	7/8	13	42.50	35.75	50.00
10	17-1/2	1-7/8	12-5/8	12-3/4	10.75	10.02	10.88	4-5/8	2-5/8	16	1	15-1/4	55.50	50.75	78.25
12	20-1/2	2	14-3/4	15	12.75	12.00	12.88	5-1/8	2-7/8	16	1-1/8	17-3/4	84.00	69.75	113.00
14	23	2-1/8	16-3/4	16-1/4	14.00	13.25	14.14	5-5/8	3	20	1-1/8	20-1/4	114.00	103.00	144.00
16	25-1/2	2-1/4	19	18-1/2	16.00	15.25	16.16	5-3/4	3-1/4	20	1-1/4	22-1/2	150.00	138.00	188.00
18	28	2-3/8	21	21	18.00	17.25	18.18	6-1/4	3-1/2	24	1-1/4	24-3/4	186.00	175.00	239.00
20	30-1/2	2-1/2	23-1/8	23	20.00	19.25	20.20	6-3/8	3-3/4	24	1-1/4	27	231.00	204.00	300.00
24	36	2-3/4	27-5/8	27-1/4	24.00	23.25	24.25	6-5/8	4-3/16	24	1-1/2	32	333.00	306.00	461.00

- All dimensions are in inches
- Dimensional tolerances conform to ASME B16.5
- Flange bore diameters agree with standard ASME B36.9M Sch-40S wall pipe. Other bore diameters can be supplied on special order.
- Flat Face Flanges are supplied with a serrated spiral finish per ASME B16.5 Other gasket surface finishes can be supplied on special order.
- Flanges are permanently marked by electro-chemical etching in accordance with ASME B16.5
- Estimated flange weights are based on a density of .163 lbs/cubic inch