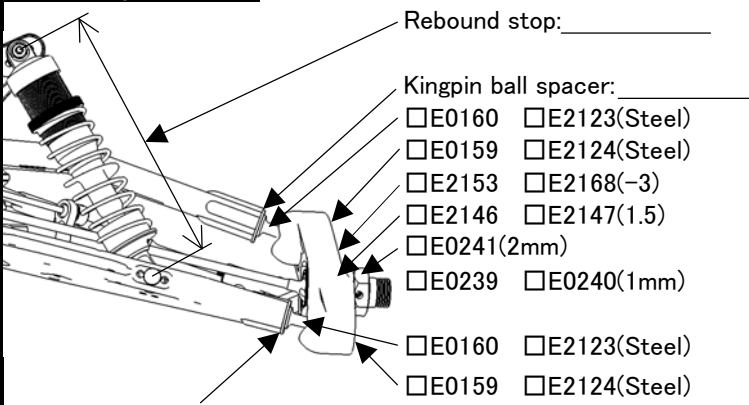


Name: _____
 Date: _____
 Track: _____

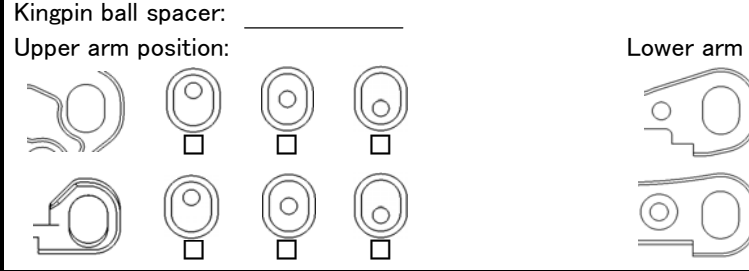
Track conditions
 Size: Open Med. Tight
 Traction: High Med. Low
 Surface: Smooth Med. Bumpy

Result
 Race time / Lap: _____
 Best lap (1Lap): _____

Front suspension



Ride height: _____
 Toe angle: _____
 Lower arm plate:
E2161A,B
E2166(CFRP)
 Anti roll bar: _____
 Upper arm spacer:

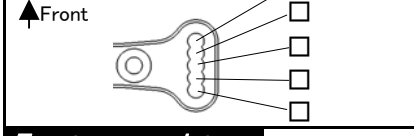


Front shocks

Piston: _____ Oil: _____
 Spring: _____
 Shock position:

 Pivot ball position:
Front Rear

Steering ackerman



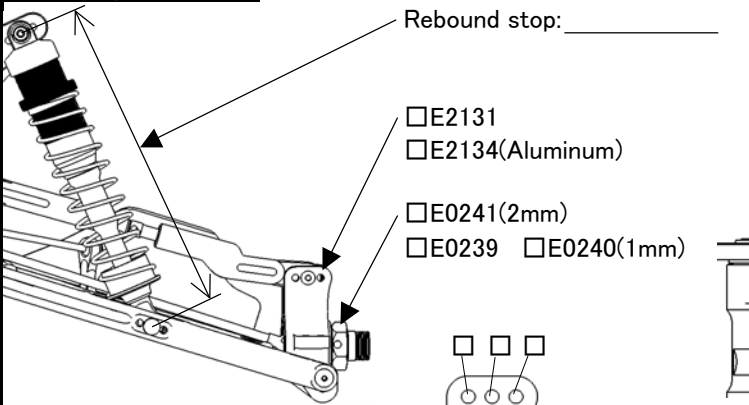
Front upper plate

E2148D E2158(CFRP)

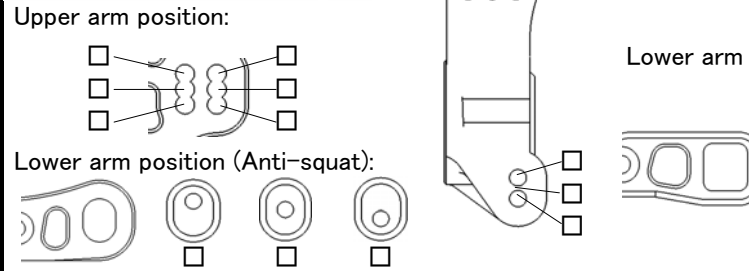
Servo saver arm

E2301A E2310(Aluminum)

Rear suspension



Ride height: _____
 Camber angle: _____
 Lower arm plate:
E2162A,B
E2167(CFRP)
 Anti roll bar: _____
 Lower arm spacer:



Rear shocks

Piston: _____ Oil: _____
 Spring: _____
 Shock position:

 Pivot ball position:
Front Rear

Center shaft

E2215,E2216(CVD) E2230,E2231

Tension rod

Front: E2107A(Long) E2107B(Short)
 Rear: E2148C E0803(Rubber)

Weight



Engine

Type: _____ Plug: _____ Reducer: _____
 Muffler: _____ Fuel: _____ Gasket: _____
 Engine mount: E0701(Standard) E2713(One Piece)

Diff. gear

Oil _____
 Front: _____
 Rear: _____
 Center: 44T 46T
47T 48T

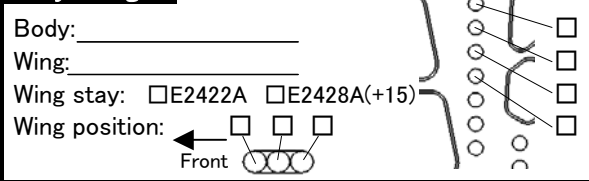
Tires

Type: _____ Front _____ Rear _____
 Compound: _____
 Inserts: _____
 Wheel: _____

Clutch

| | | | |
|--------------|--|------------------------------|------------------------------|
| Clutch bell: | | <input type="checkbox"/> 13T | <input type="checkbox"/> 14T |
| | | ϕ 0.9 | ϕ 0.95 |
| | | ϕ 1.0 | ϕ 1.05 |
| | | ϕ 1.1 | |
| A | <input type="checkbox"/> C0754 <input type="checkbox"/> E0704 <input type="checkbox"/> E0710 | | |
| B | <input type="checkbox"/> C0754 <input type="checkbox"/> E0704 <input type="checkbox"/> E0710 | | |
| C | <input type="checkbox"/> C0754 <input type="checkbox"/> E0704 <input type="checkbox"/> E0710 | | |

Body/Wing



Comments

.....

