



METALLIC

FLOORING SYSTEM

Base Coat: Slate Onyx
Primary: Silver
Secondary: Diamond and Slate Onyx

FIND YOUR INSPIRATION AT HCCONCRETE.COM

START WITH YOUR CREATIVITY

Leverage H&C® technology to enhance your creative and artistic skills to produce metallic floors that are a work of art. With a durable basecoat, self-leveling epoxy with dynamic metallic pigments in vibrant color options and a choice of finishing topcoats, the H&C Metallic Flooring System provides all you'll need for maximum performance and beauty.



Features and benefits:

- Vibrant metallic pigments in a variety of colors
- Durable high-gloss finish for showroom results
- Self-leveling properties to achieve an even finish
- Chemical and impact resistant for maximum protection
- Complete system and sizes for all project needs

Use On (interior use only):

- Concrete floors
- Garage floors
- Basements

STEP 1: BASECOAT LAYER

2-Part Epoxy Basecoat Parts A & B



Application instructions:

- Choose either black or gray, depending on the topcoat color.
 - If you choose Diamond or Amber metallic pigments, the gray basecoat is recommended.
- Mix parts A & B in either 1 working or 4 working gallons according to the chart below for 3-5 minutes. Let stand for 15 minutes.
- Apply mixture, then allow to dry overnight or a minimum of 12 hours.

Description	SKU Number	UPC Number	SMIS	Pack
Mix for 1 Working/Catalyzed Gallon				
1 Quart - Epoxy Basecoat - Part A	50.17075A-14	035777856970	650999048	4
1 Gallon - Epoxy Basecoat - Part B Black	50.17105B-16	035777857052	650999063	4
1 Gallon - Epoxy Basecoat - Part B Gray	50.17125B-16	035777857090	650999089	4
Mix for 4 Working/Catalyzed Gallons				
1 Gallon - Epoxy Basecoat - Part A	50.17085A-16	035777856994	650999055	4
3 Gallon - Epoxy Basecoat - Part B Black	50.17115B-30	035777857076	650999071	1
3 Gallon - Epoxy Basecoat - Part B Gray	50.17135B-30	035777857106	650999097	1

NOTE: Only 1 Part B is needed for each 1 Part A.

STEP 2: METALLIC COLOR LAYER

2-Part Self-Leveling Epoxy Parts A & B and Metallic Pigments

To create 3 gallons of catalyzed product:

- Mix one jar of metallic pigment into 2 gallons of Part A. Mix for 5 minutes then let stand for 10 minutes.
- Mix the 2-gallon Part A/Metallic Pigment mixture with 1 gallon of Part B. Mix for 3 minutes. Apply immediately, using spiked shoes during application. If multiple colors are being used, repeat process.
- Allow to dry overnight or minimum of 12 hours.

Description	SKU Number	UPC Number	SMIS	Pack
1 Gallon - Self-Leveling Epoxy High Gloss - Part A	50.18065A-16	035777894347	651068926	4
1 Gallon - Self-Leveling Epoxy High Gloss - Part B	50.18065B-16	035777894378	651068959	4
5 Gallon - Self-Leveling Epoxy High Gloss - Part A	50.18045A-20	035777894804	651070062	1
5 Gallon - Self-Leveling Epoxy High Gloss - Part B	50.18045B-20	035777894811	651070070	1



STEP 2 (CONTINUED): METALLIC COLOR LAYER

Description	SKU Number	UPC Number	SMIS	Pack	Description	SKU Number	UPC Number	SMIS	Pack
Silver	20.104301-41	035777854242	650995624	2	Smoky Quartz	20.104316-41	035777854471	650995798	2
Crystal	20.104302-41	035777854303	650995657	2	Blue Topaz	20.104317-41	035777854488	650995806	2
Diamond	20.104303-41	035777854310	650995665	2	Aquamarine	20.104318-41	035777854501	650995814	2
Gem	20.104304-41	035777854327	650995673	2	Orange Sapphire	20.104319-41	035777854525	650995822	2
Orange Beryl	20.104305-41	035777854334	650995681	2	Amethyst	20.104320-41	035777854549	650995830	2
Slate Onyx	20.104306-41	035777854358	650995699	2	Topaz	20.104321-41	035777854556	650995848	2
Smoke Topaz	20.104307-41	035777854365	650995707	2	Peridot	20.104322-41	035777854563	650995855	2
Rose Gold	20.104308-41	035777854372	650995715	2	Garnet	20.104323-41	035777854570	650995863	2
Jasper	20.104309-41	035777854396	650995723	2	Chocolate Diamond	20.104324-41	035777854587	650995871	2
Sapphire	20.104310-41	035777854419	650995731	2	Copper	20.104325-41	035777854594	650995889	2
Ruby	20.104311-41	035777854426	650995749	2	Siam	20.104326-41	035777854600	650995897	2
Black Diamond	20.104312-41	035777854433	650995756	2	Fire Opal	20.104327-41	035777854617	650995905	2
Champagne	20.104313-41	035777854440	650995764	2	Gold	20.104328-41	035777854624	650995913	2
Smokey Onyx	20.104314-41	035777854457	650995772	2	Tiger's Eye	20.104329-41	035777854631	650995921	2
Fossil	20.104315-41	035777854464	650995780	2	Amber	20.104330-41	035777854648	650995939	2

STEP 3: PROTECTION LAYER

Topcoat with ONE of the following CLEARPROTECT® products:



2-Part Polyurethane
Water-Based
Aliphatic Urethane



High Performance Industrial Clear Coat
Solvent-Based
Moisture-Cure Urethane



2-Part Self-Leveling Epoxy
Water-Based Clear
Epoxy

(OPTIONAL) STEP 4: MAINTENANCE COATING

Infusion® Industrial Floor Finish

Burnish coating if desired. For more information, please refer to the Product Data Sheet on HCCONCRETE.com

Description	SKU Number	UPC Number	SMIS	Pack
2-Part Polyurethane:				
Mix for 1 Working/Catalyzed Gallon				
1 Gallon - 2-Part Polyurethane Gloss A	50.11755A-16	035777467671	650964711	4
1 Quart - 2-Part Polyurethane Gloss B	50.11755B-14	035777467701	650964737	6
1 Gallon - 2-Part Polyurethane Satin A	50.11745A-16	035777467817	650964752	4
1 Quart - 2-Part Polyurethane Satin B	50.11745B-14	035777467824	650964760	6
Mix for 5 Working/Catalyzed Gallon				
2 Gallon kit - 2-Part Polyurethane Gloss B	50.11755B-36	035777467633	650964687	2
4 Gallon - 2-Part Polyurethane Satin A	50.11745A-19	035777467640	650964695	1
2 Gallon kit - 2-Part Polyurethane Satin B	50.11745B-36	035777467657	650964703	2
4 Gallon - 2-Part Polyurethane Gloss A	50.11755A-19	035777467626	650964679	1
Full Fill 1 Gallon				
1 Gallon - 2-Part Polyurethane Gloss B	50.11735B-16	035777328347	650923113	4
1 Gallon - 2-Part Polyurethane Satin B	50.11725B-16	035777328637	650923147	4
Full Fill 5 Gallons				
5 Gallon - 2-Part Polyurethane Gloss A	50.11735A-20	035777328323	650923097	1
5 Gallon - 2-Part Polyurethane Gloss B	50.11735B-20	035777328330	650923105	1
5 Gallon - 2-Part Polyurethane Satin A	50.11725A-20	035777328460	650923121	1
5 Gallon - 2-Part Polyurethane Satin B	50.11725B-20	035777328590	650923139	1
High Performance Industrial Clear:				
1 Gallon - High Performance Industrial Clear Coat	50.170154-16	035777317624	650909658	4
5 Gallon - High Performance Industrial Clear Coat	50.170155-20	035777317631	650909666	1
Industrial Floor Finish:				
1 Gallon - Industrial Floor Finish	40.101024-16	035777330333	650924186	4
5 Gallon - Industrial Floor Finish	40.101025-20	035777330388	650924202	1


NOTE: Only 1 Part B is needed for each 1 Part A.

FIND YOUR INSPIRATION AT HCCONCRETE.COM

METALLIC FINISHES BEAUTIFY ANY SPACE WITH UNIQUE, ARTISTIC DESIGN.

They are the hottest trend for concrete surfaces. With H&C® Metallic Flooring System, you can achieve elegant effects ideal for upscale retail, offices, hospitality and entertainment venues, banks, healthcare facilities, restaurants and showcase homes.

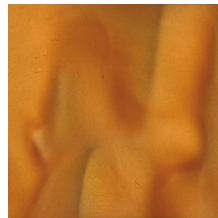
Colors can be combined for infinite color options. These colors are a representation. Actual color will vary due to concrete finishing method (how smooth or porous the surface is). Always perform a sample test for color approval.




Diamond*




Black Diamond



Champagne



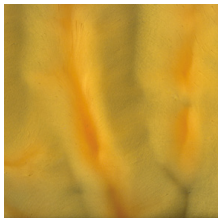
Crystal




Smoke Topaz



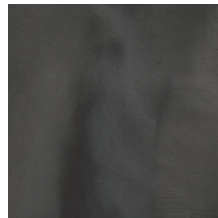
Blue Topaz



Gold



Peridot



Slate Onyx



Aquamarine



Rose Gold




Amethyst




Fire Opal



Smoky Quartz



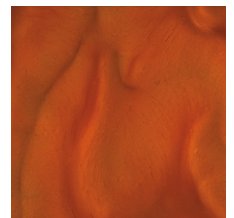
Sapphire




Smoky Onyx



Silver



Copper




Fossil




Orange Sapphire



Garnet




Amber*




Siam



Orange Beryl



Tiger's Eye




Topaz




Chocolate Diamond



Gem



Jasper



Ruby

* Use gray epoxy basecoat

For more information about H&C® products, call 800-867-8246.

FIND YOUR INSPIRATION AT [HCCONCRETE.COM](https://www.hccconcrete.com)

© H&C Products Group A101415PD TAGHC 1179/18 09/18