











SOUTH WEST – HIGH GROWTH 10,000

Logo		2011	2012	2013	2014	2015	Growth %
	Turnover	£3,178,000	£5,193,000	£7,064,000	£15,518,000	£22,737,000	615%
	Employees	28	24	43	78	95	239%
	Turnover	£15,620,000	£24,593,000	£30,459,000	£25,266,000	£40,110,000	157%
	Employees	147	148	184	231	332	126%
	Turnover	£44,202,000	£54,793,000	£65,671,000	£70,436,000	£109,767,000	148%
	Employees	191	268	285	295	547	186%
	Turnover	£288,750,000	£331,892,000	£346,881,000	£355,498,000	£494,720,000	71%
	Employees	2,154	1,901	2,385	2,765	3,092	44%
	Turnover	£478,682,000	£515,128,000	£577,247,000	£665,263,000	£835,569,000	76%
	Employees	3,492	3,945	4,727	5,442	6,656	91%