


THE HANDY DANDY FIRE SAFETY GUIDE




(FOR KIDS!)

FROM THE GROWN-UPS AT
ADTSECURITY.COM



HEY THERE!



**MY NAME IS DRIPPY. NICE TO MEET YOU!
READY TO LEARN MORE ABOUT**

FIRE SAFETY?

GRAB A CRAYON.

LET'S DO IT!

FILL IN THE BLANKS



COMPLETE EACH SENTENCE CORRECTLY.
THEN USE THE CIRCLED LETTERS
TO REVEAL A SECRET MESSAGE!

WORD BANK

PLAN ~ OUTSIDE ~ DROP ~ EMERGENCY ~ FIRE ~ LIGHTERS ~ CHIRP

1. WHEN YOU'RE EXITING A ○ , IT'S IMPORTANT TO
STAY LOW AND GET ○ AS QUICKLY AS
POSSIBLE.

3. IF YOU HEAR A ○ FROM YOUR FIRE ALARM,
IT MAY BE TIME TO GET A NEW BATTERY.

4. NEVER PLAY WITH MATCHES OR ○

5. MAKE A FIRE ESCAPE ○ WITH YOUR FAMILY.

6. IF A PIECE OF CLOTHING CATCHES ON FIRE, REMEMBER
TO STOP, ○ AND ROLL.

7. IN CASE OF AN ○ , REMEMBER TO
DIAL 9-1-1.

SECRET MESSAGE: ♥


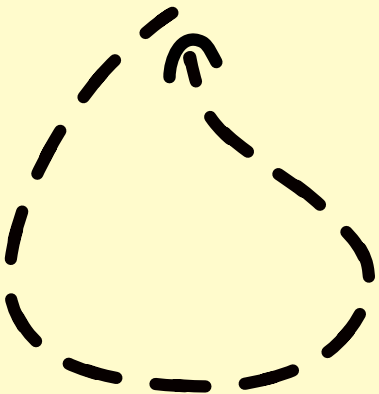
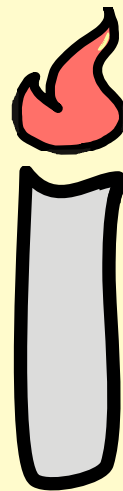

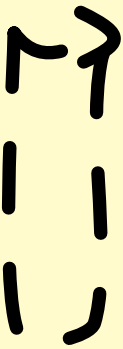


AW, SHUCKS.
THANKS!



LET'S DRAW



FOLLOW THE STEP-BY-STEP INSTRUCTIONS.
USE THE NEXT PAGE TO MAKE YOUR OWN!



MY DRAWINGS

SAFETY CHECKLIST



HOW DO YOU HELP YOUR FAMILY STAY SAFE?
KEEP TRACK OF EVERYTHING YOU DO!

BEDROOMS

__ MAKE SOME SPACE BETWEEN YOUR HEATER AND YOUR LAMPS, ALARM CLOCKS, VIDEO GAMES, SPEAKERS OR OTHER ELECTRONICS.

__ CHECK YOUR LIGHT BULBS. A BIG BULB ON A SMALL BEDSIDE LAMP CAN BE DANGEROUS IF IT CREATES TOO MUCH HEAT.

HALLWAYS

__ TEST YOUR SMOKE ALARMS TO MAKE SURE THEY'RE WORKING.

(PSSST HEY MOM AND DAD: SOME BATTERIES MAY ONLY LAST SIX MONTHS!)

__ CHECK TO SEE IF YOUR PARENTS HAVE INSTALLED CARBON MONOXIDE DETECTORS ON EVERY LEVEL OF THE HOME.

KITCHEN

__ WITH A PARENT, WRITE DOWN TWO FIRESAFE WAYS YOU CAN HELP IN THE KITCHEN!

1. _____

2. _____

FAMILY ROOM

__ PLACE CANDLES IN A SAFE AREA. MAKE SURE THEY'RE NOT SET UP AGAINST CURTAINS, BLANKETS, OR OTHER FLAMMABLE MATERIALS.

__ SET UP AN ESCAPE PLAN. IN THE EVENT OF A FIRE, YOU AND YOUR FAMILY NEED TO KNOW THE QUICKEST WAY TO ESCAPE. USE THE NEXT PAGE TO DRAW YOUR FAMILY ROOM, AND THEN DRAW YOUR EXIT PATH!

MY FAMILY ROOM

WORD SEARCH



HOW MANY HIDDEN WORDS CAN YOU FIND?
CROSS THEM OFF AS YOU GO!

H H H F O P K H E A P R
F E S I P L C A E R S I
I Y E I L S I O H T A U
R Y T O A A H T O Y F C
E X T I N G U I S H E R
F D R O P L R S M G T A
I E E X R O S T O P Y W
G L N S L F G W K I T L
H Y D R A N T O E X I T
T I A C A R R S S P A R
E S C A P E R S I L L I
R O L L T L A P L S C R

EXTINGUISHER

ESCAPE

FIREFIGHTER

STOP

HYDRANT

EXIT

CRAWL

DROP

PLAN

SAFETY

SMOKE

ROLL

FIRE SAFETY QUIZ



CIRCLE THE CORRECT ANSWER!


1. WHICH OF THESE SPOTS IS A GOOD PLACE FOR A CANDLE?

- A. ON THE COUCH
- B. NEAR THE CURTAINS
- C. IN YOUR TREEHOUSE
- D. IN A HOLDER ON A STURDY TABLE



2. WHICH TOOL IS BEST FOR PUTTING OUT A FIRE?


- A. A FIRE EXTINGUISHER
- B. A SQUIRT GUN
- C. A PAPER TOWEL
- D. A BACKPACK



3. WHAT SHOULD YOU DO IF YOU FIND A MATCH?

- A. PLAY WITH IT
- B. LEAVE IT ALONE AND TELL AN ADULT
- C. SCREAM
- D. HIDE IT SOMEWHERE

4. WHICH OF THE FOLLOWING CAN PROTECT YOUR FAMILY FROM FIRES?



- A. SMOKE DETECTORS
- B. ICE CUBES
- C. CANDLES
- D. SMART DOGS

5. WHAT SHOULD YOU DO IF THERE IS A FIRE IN YOUR HOME?

- A. STAND VERY STILL
- B. HIDE
- C. GATHER YOUR FAVORITE TOYS
- D. GO OUTSIDE IMMEDIATELY

6. WHICH OF THE FOLLOWING IS A GOOD REASON TO GO BACK INSIDE A BURNING HOUSE OR BUILDING?


- A. TO GET YOUR FAVORITE TOY
- B. TO LOOK FOR THE FIREFIGHTERS
- C. TO FIND YOUR HOMEWORK
- D. THERE IS NO GOOD REASON

7. WHICH OF THESE THINGS COULD START A FIRE?

- A. PUTTING A BLANKET OVER A LAMP
- B. FORGETTING TO BLOW OUT A CANDLE
- C. PLAYING WITH MATCHES
- D. ALL OF THE ABOVE

8. WHICH ACTIVITY CAUSES THE MOST FIRES IN HOMES?

- A. CLEANING
- B. COOKING
- C. PLAYING OUTSIDE
- D. DOING HOMEWORK



ANSWERS: D, A, B, A, D, D, D, B

CONGRATS!



**YOU'RE A FIRE SAFETY WHIZ!
THANKS FOR PLAYING ALONG.**

**TELL MOM OR DAD TO VISIT US AT
ADTSECURITY.COM**

AND LEARN MORE ABOUT HOME SAFETY.