



GARDEN STORAGE

Asgard 
storage for life

bike sheds,
motorbike garages,
garden sheds,
worksheds &
toolsheds







about asgard

Asgard® Secure Steel Storage is a division of Flexiform Business Furniture Limited, a leading supplier of steel storage systems for over 40 years. Asgard® can draw on a wealth of metal fabrication experience with a long history of engineering and manufacturing excellence.

As a business Asgard® are ISO 14001 (environmentally approved) and 9001 (quality assured) accredited as well as UKAS accredited and 18001 registered. With an unrivaled reputation for quality and innovation you can be sure of our long term commitment to supplying quality products. Our extensive range of metal storage has been reviewed and tested by leading independent industry publications – many of our storage units are Police approved, Insurance approved and UK Locksmith approved. Our gas bottle storage is the only Calor gas approved system available. Asgard's® reputation is built on quality UK manufacturing – all of our products are designed and manufactured in Yorkshire, and are made from heavy, galvanised (weatherproof) steel, featuring integral metal floors*, vented roofs and high quality locking systems.

customer services

Help and advice is always at hand. Asgard® have a team of Yorkshire-based customer service operators available with help and advice for all of our products and services. We also operate an online Live Chat service for instant online advise.

We offer a free nationwide delivery service**, using our own installation teams for your convenience. All of our products are delivered by our own employees, on our own vehicles across the UK. Each of our sheds have been designed to be self-assembled with a minimum amount of tools, however a convenient installation service is available through our own fully trained installation teams. Installation can be carried out as part of the delivery service.

Customer Services Opening Hours

Call: 08456 580 730

Monday–Thursday: 8.30am–4.30pm

Friday: 8.30am–3.30pm, Weekend: Closed

Live Chat Opening Hours Monday–Friday: 10am–3pm

Email us: sales@asgardsss.co.uk



* Depending upon model

** Exclusions apply, remote areas may incur a charge

asgard features

WHY METAL AND NOT WOOD?

One of the most common questions Asgard® get asked is “why should I buy metal when it will just rust? Why should I not buy a cheaper, wooden shed?” All Asgard® sheds are made from thick, galvanised (weatherproof) steel and coated in a polyester powder coat paint. This combination of processes makes the steel not only weatherproof but exceptionally tough and durable. Asgard® use only zinc coated (rust resistant) screws for assembling our sheds, for a better quality fixing and long life.

WEIGHT

Good quality metal sheds are heavy. Asgard® sheds are made from thick steel and include an integral metal base**, so an Asgard® shed is **very** heavy! With weight comes quality and security, our sheds can weigh over 60 stone** so you can be sure of strength and security. You can choose to fix your unit to the floor using our (included) ground fixing kits, giving you the maximum security for your tools and equipment. On average our units are 5 times heavier than the equivalent sized product from other companies.

SECURITY

Our metal shed has a metal roof and metal doors. A wooden shed is weak in comparison and can be simply “kicked” in. An Asgard® unit has integral stiffeners, internal shoot bolts**, double-folded joints, hidden fixings, integral all-metal floors, pick-resistant locks and ground anchor points. Add to this our internal roof clips** and you really have the maximum security possible. Many Asgard® units have been approved by the UK Locksmiths Association or are LPCB rated to level 1 and Police approved (Secured by Design).

MAINTENANCE

Other than a periodic wipe down and lightly oiling the hinges, Asgard® units are virtually maintenance free. Unlike wooden sheds, no annual felting of the roof, repainting, rotten panels, leaks or doors blown off in the wind.

WARRANTY

All Asgard® storage are covered by a 10 year anti-perforation warranty*, giving you the confidence that your Asgard® unit will provide you with many years of secure storage. Please note handles are not covered in the warranty as they are designed to shear off in an attempted break in.



KEY FEATURES

- 01. Galvanised Steel** - made from tough, galvanised steel making all of our sheds secure and weatherproof.
- 02. Low Maintenance** - Asgard® all metal sheds require very little maintenance, giving years of trouble free storage.
- 03. 10 Year Warranty*** - supplied as standard.
- 04. No Exposed Screws** - no exposed external fixings or sharp edges making Asgard® sheds both secure and safe.
- 05. Easy Assembly** - simple step-by-step instructions for easy home assembly (an installation service is also available).
- 06. Pick-and-Drill Resistant Locks**** - fitted to most Asgard® storage units to provide the best possible security.
- 07. Unique Shed Ventilation** - a unique shed ventilation system helps maintain air flow inside even when the unit is locked, so minimises the build up of condensation inside the unit.
- 08. Accessories** - pre-drilled for a range of storage accessory packs including shelving, hooks, wooden subfloors and more.
- 09. Integral Metal Floor** - adds strength and stability to the units providing even more security.
- 10. Approved Storage** - Asgard® storage is UK Locksmith approved, Insurance approved, Police approved, and industry approved!*
- 11. Made in the UK** - designed and made right here in the UK.

*Excludes hinges (2 year warranty) and locks (12 months)

**Models may vary

Eleven.

MADE IN THE UK

Eight.

ACCESSORIES

Seven.

UNIQUE SHED VENTILATION

Three.

10 YEAR WARRANTY

Two.

LOW MAINTENANCE

Four.

NO EXPOSED SCREWS

Five.

EASY ASSEMBLY

Six.

Pick-and-drill
RESISTANT LOCKS

One.

GALVANISED STEEL

Nine.

INTEGRAL METAL
FLOOR

Ten.

APPROVED STORAGE





Alistair Brownlee MBE
Team GB Triathlete



tried and tested

Asgard® sheds are industry leaders, our sheds have been truly tried and tested by the public, professional athletes (including GB team cyclists Helen Scott, Ellinor Barker, Victoria Barnes (née Williamson), Ellie Dickinson, Laura and Jason Kenny!), cycling fanatics, industry magazines as well as leading national newspapers and TV series’.



HELEN SCOTT MBE
Annexe Bike Shed



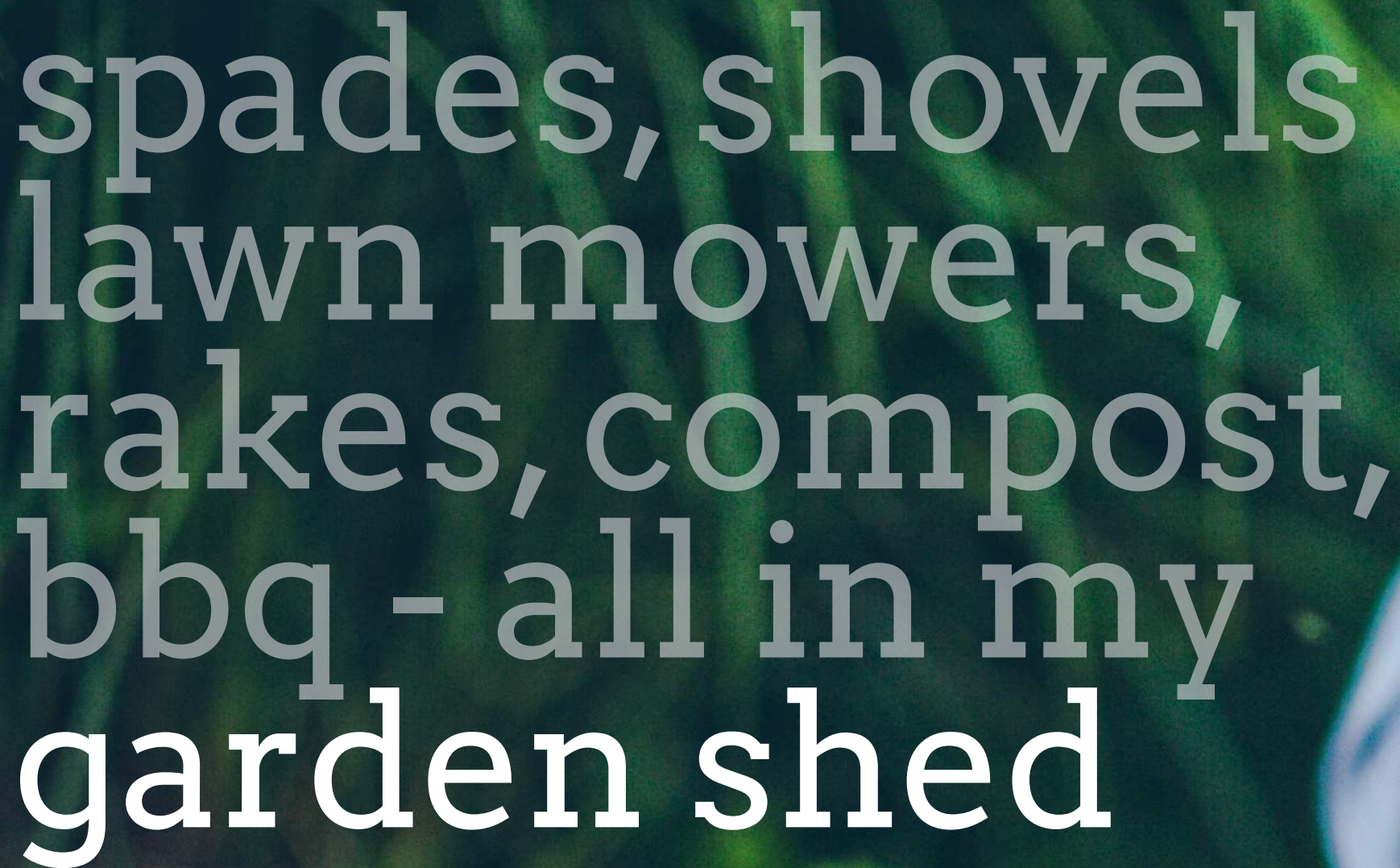
ELINOR BARKER MBE
Centurion Bike Shed

All of our reviews are available on online (www.asgardsss.co.uk) on each product page, and a cover from purchase through to delivery and installation services. See the back of the brochure for full magazine reviews.



CAROLE NASH



A person wearing a green long-sleeved shirt and blue and white striped socks is working in a garden. The person is partially visible on the right side of the frame, with their hands near the bottom right corner. The background is filled with lush green foliage and some pink flowers in the lower foreground. The text is overlaid on the left side of the image.

spades, shovels
lawn mowers,
rakes, compost,
bbq - all in my
garden shed

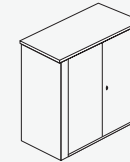


our garden sheds



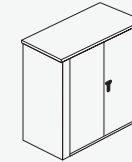
VANGARD

asgard® garden sheds



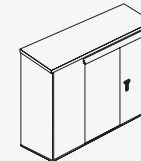
VANGARD

- 5ft x 3ft
- Double door
- 2-point locking system



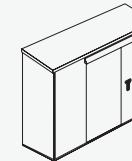
SECURE STORE

- 5ft x 3ft
- Double door
- 3-point locking system



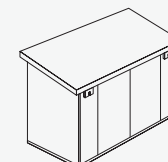
ADDITION

- 6ft x 3ft
- Double door
- 3-point locking system



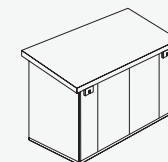
ANNEXE

- 6ft x 3ft
- Double door
- 5-point locking system



ACCESS

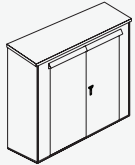
- 7ft x 4ft
- Lid & Double door
- 3-point locking system



ACCESS PLUS & ACCESS E

- 8ft x 4ft
- Lid & Double door
- 3-point locking system

asgard® garden sheds

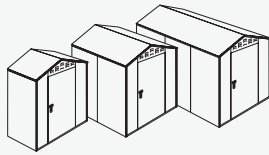


TROJAN PLUS

7ft x 3ft

Double Door

5-point locking system

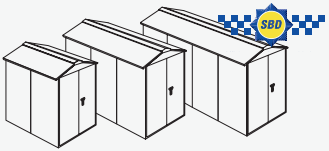


FLEXISTORE RANGES

5ft x 4ft / 7ft / 11ft

Single Door

3-point locking system

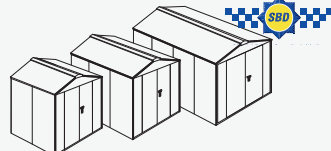


CENTURION RANGES

5ft x 7ft / 10ft / 14ft

Double door

5-point locking system



GLADIATOR RANGES

5ft x 7ft / 11ft / 14ft

Double door

5-point locking system



"This is my 4th product
I've purchased from
Asgard great product
and service"

- Stan



vanguard - 5ft x 3ft

vanguard.

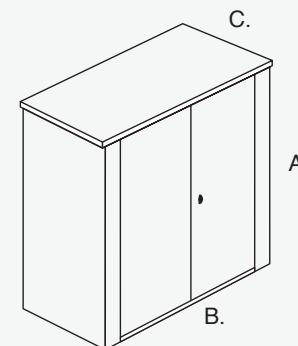
Built from heavy gauge galvanised steel panels, with a heavy-duty integral metal floor and large double door access, the Vanguard garden storage is an ideal secure home for lawn mowers, patio furniture and all your garden tools. A fully ventilated design keeps condensation at bay, keeping equipment safe and

dry. Fitted with a solid 2-point locking system with a thumb-turn lock and a padlock fitting (for use with your own padlock), the Vanguard garden shed is an exceptionally secure and versatile storage unit ideal for everyday use. Perfect for patios or smaller gardens.



“True quality”

- Neil



key features

VANGARD SECURITY

- 2 point locking system to suit your own padlock
- Integral full metal base with fixings for securing the unit to the ground

VANGARD DESIGN

- Wide double door access
- Compact design
- Sloping roof
- Integral shed ventilation keeping equipment dry
- Green, brown or ivory finish

ASGARD® FEATURES

- Weatherproof construction made from strong, thick, galvanised steel
- Supplied with a 10 year warranty as standard
- Maintenance free with no repainting or rotting
- Internal fixings with no externally exposed fixtures, safe and secure
- Easy self assembly with instructions provided
- Installation service available
- Accessory packs available

dimensions

UNIT DIMENSIONS

- A. Height: 1312mm (4ft 3")
At rear: 1266mm (4ft 1")
- B. Width: 1542mm (5ft 1")
- C. Depth: 950mm (3ft 1")
- Weight: 76Kg (12 stone)

BASE DIMENSIONS

1600mm x 1000mm

DOOR APERTURE

1260mm x 1200mm

DOOR CLEARANCE

650mm

"We are really pleased with our new secure shed and look forward to many years of use from it."

- CC Road



secure store - 5ft x 3ft

secure store.

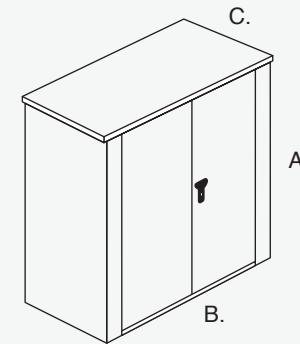
The Asgard® Secure Store is a great value, 5 x 3 metal garden shed. Fully ventilated to reduce condensation, this shed is built from weatherproof (galvanised) steel panels with an integral metal floor and large double door access. This garden storage unit is an ideal secure home for all of your everyday garden essentials, tools, toys and more. Inside the Secure Store you can be sure

your items will be kept safe, yet instantly accessible via the 170-degree wide opening doors. To protect your stored items from theft and help keep them safe, the secure store shed is fitted with a tough 3-point locking system and features a pick-and-drill resistant euro cylinder lock with internal dead bolt (for extra secure storage).



"This is a serious bit of shed, well made delivered on time all the bits were there. Great stuff"

- Cheapskate



key features

SECURE STORE SECURITY

- 3-point locking system
- Pick-and-drill resistant lock
- Integral full metal base with fixings for securing the unit to the ground

SECURE STORE DESIGN

- Wide double door access
- Compact design
- Sloping roof
- Integral shed ventilation keeps equipment dry
- Green, brown or ivory finish

ASGARD® FEATURES

- Weatherproof construction made from strong, thick, galvanised steel
- Supplied with a 10 year as standard warranty
- Maintenance free with no repainting or rotting
- Internal fixings with no externally exposed fixtures, safe and secure
- Easy self assembly with instructions provided
- Installation service available
- Accessory packs available

dimensions

UNIT DIMENSIONS

- A. Height: 1312mm (4ft 3")
At rear: 1266mm (4ft 1")
- B. Width: 1542mm (5ft 1")
- C. Depth: 950mm (3ft 1")
- Weight: 76Kg (12 stone)

BASE DIMENSIONS

1600mm x 1000mm

DOOR APERTURE

1260mm x 1200mm

DOOR CLEARANCE

650mm

addition.

The Asgard® Addition is a medium sized 6 x 3 all metal garden shed providing secure outdoor storage of your garden tools and equipment. This unit is an ideal secure store for your more expensive gardening equipment which you need to remain secure, yet require regular access to. The Addition shed is fully ventilated to reduce condensation inside, and is built from our tough, galvanised (weatherproof) steel with an integral metal floor.

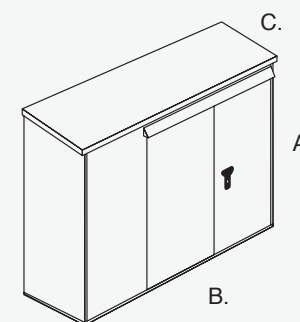
With convenient large double door access, a 3-point pick-and-drill resistant locking system and weighing in at 103kg (16.3 stone), the Addition garden store is an exceptionally secure and versatile storage unit providing excellent weatherproof protection for your gardening equipment to keep your tools safe and dry.



theguardian

“Good quality shed,
great customer
service”

- Guest



key features

ADDITION SECURITY

- 3-point locking system with pick-and-drill resistant lock
- Integral full metal base with fixings for securing the unit to the ground

ADDITION DESIGN

- Wide double door access
- Door handing can be changed by the user
- Integral weather guard and shed ventilation keeps equipment dry
- Green, brown or ivory finish

ASGARD® FEATURES

- Weatherproof construction made from strong, thick, galvanised steel
- Supplied with a 10 year warranty as standard
- Maintenance free with no repainting or rotting
- Internal fixings with no externally exposed fixtures, safe and secure
- Easy self assembly with instructions provided
- Installation service available
- Accessory packs available

dimensions

UNIT DIMENSIONS

- A. Height: 1444mm (4ft 7")
- B. Width: 1832mm (6ft)
- C. Depth: 924mm (3ft)
- Weight: 103Kg (16.3 stone)

BASE DIMENSIONS

1990mm x 1100mm

DOOR APERTURE

1180mm x 1140mm

DOOR CLEARANCE 650mm

See back of
brochure for
a review

“ Impressed with the fact that the screws cannot be removed from outside and like the lock.”

- Pilgrim



additions - 6ft x 3ft

“Brilliant, I have had 2 attempted break-ins in the last 6 months, and they never got in. The handle just sheared off and left my tools nice and safe inside”

- Ade



annexe - 6ft x 3ft

annexe.

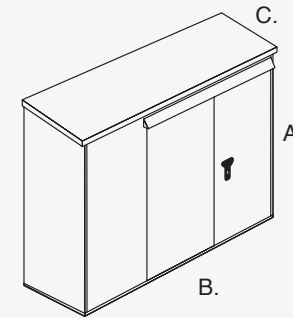
The Annexe high-security garden shed from Asgard® is a Police approved (Secured by Design), Locksmith approved and LPCB approved maximum security garden shed. If you are in a high-risk area where security is an issue, or you just enjoy peace of mind, you'll need maximum protection for your tools and equipment. As with all Asgard® storage, the Annexe features a ventilated design

to reduce condensation and is built from very thick, heavy gauge galvanised steel panels and features a heavy-duty integral metal floor, 5-point locking system, welded hinges and reinforced double doors - for even more security the Annexe is supplied with heavy-duty ground bolts, allowing you to secure the shed to the ground for total security.



"The storage unit is superb. Very solid and secure."

- Onion



key features

ANNEXE SECURITY

- Police Approved (Secured by Design)
- Level 1 LCPB Approved
- Locksmith Approved
- 5 point locking system
- Pick-and-drill resistant lock
- Integral full metal base with free fixings for securing the unit to the ground
- Reinforced panels, doors, locks, hinges & bracing bars

ANNEXE DESIGN

- Double door access
- Integral rain guard
- Integral shed ventilation keeping equipment dry

ASGARD® FEATURES

- Weatherproof construction made from strong, thick, galvanised steel
- Supplied with a 10 year warranty
- Maintenance free with no repainting or rotting
- Internal fixings with no externally exposed fixtures, safe and secure
- Easy self assembly with instructions provided
- Installation service available
- Accessory packs available
- Green, brown or ivory finish

dimensions

UNIT DIMENSIONS

- A. Height: 1444mm (4ft 7")
- B. Width: 1832mm (6ft)
- C. Depth: 924mm (3ft)
- Weight: 138Kg (21.7 stone)

BASE DIMENSIONS

1990mm x 1100mm

DOOR APERTURE

1180mm x 1140mm

DOOR CLEARANCE 650mm

See back of brochure for a review



“Security is top notch.
No-one is going to
break in quickly and
quietly.”

- Mark



access - 7 x 4ft

access.

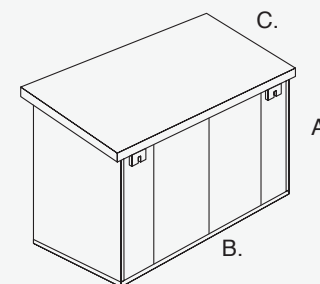
The 7 x 4 Access is an all metal garden shed designed to give you the easiest possible access to your garden tools and equipment. A heavy-duty integral metal base, two large (reinforced) doors and a reinforced gas lift lid give the Access garden shed excellent flexibility for storing even large garden items, such as BBQs and ladders. The Access garden store has a tough 3-point locking system, combining security rated level 8

padlocks (recommended) with internal steel deadbolts and solid steel lock shrouds. The gas lift lid coupled with large double doors gives easy access to all of your garden tools and furniture. This fully ventilated shed reduces condensation inside keeping items safe and dry. The low, compact design is ideal for smaller gardens or where space is at a premium such as under a window.



“... worth every penny! If you want peace of mind while you’re at work or on holiday then get an Asgard.”

- Andy



key features

ACCESS SECURITY

- Tough shrouded twin lock
- 3-point locking system
- Integral full metal base with free fixings for securing the unit to the ground
- Designed for level 8 disc padlocks (optional extra)

ACCESS DESIGN

- Wide double door access with gas lift lid for full access
- Integral shed ventilation keeping equipment dry
- Green, brown or ivory finish

ASGARD® FEATURES

- Weatherproof construction made from strong, thick, galvanised steel
- Supplied with a 10 year warranty*
- Maintenance free with no repainting or rotting
- Internal fixings with no externally exposed fixtures, safe and secure
- Easy self assembly with instructions provided
- Installation service available
- Accessory packs available

dimensions

UNIT DIMENSIONS

- A. Height: 1140mm (3ft 8")
- B. Width: 2060mm (6ft 8")
- C. Depth: 1043mm (3ft 4")
- Weight: 114Kg (18 stone)
- Height inc. lid: 1960mm (6ft 5")

BASE DIMENSIONS

2200mm x 1150mm

DOOR APERTURE

1350mm

DOOR CLEARANCE

780mm


This unit requires 100mm at the rear for the lid to open

See back of brochure for a review

access plus.

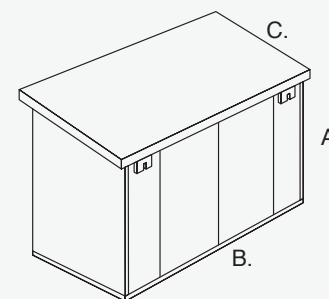
The Access Plus is an 8 x 4 metal garden shed boasts both storage space and security. Made from weatherproof galvanised heavy gauge steel, this 8 x 4 shed is tough, yet easy to navigate in and out of. Featuring an easy to use gas powered lift up lid and double front door access, you can easily put your lawnmower and garden tools inside and not have to worry about tripping up over

things. With an integral metal base and unique roof ventilation system, condensation is kept to a minimum as air is able to flow within the shed despite it being locked. The integrity and security of the Access Plus garden shed is strengthened through the reinforced doors and level 8 rated padlocks (optional).



“Delivered promptly,
easy assembly
perfect storage.”

- Happy



key features

ACCESS PLUS SECURITY

- Tough shrouded twin locking
- 3-point locking system
- Integral full metal base with free fixings for securing the unit to the ground
- Designed for level 8 disc padlocks (not included)

ACCESS PLUS DESIGN

- Wide double door access with opening lid for full access
- Integral shed ventilation keeping equipment dry
- Green, brown or ivory finish

ASGARD® FEATURES

- Weatherproof construction made from strong, thick, galvanised steel
- Supplied with a 10 year warranty*
- Maintenance free with no repainting or rotting
- Internal fixings with no externally exposed fixtures, safe and secure
- Easy self assembly with instructions provided
- Installation service available
- Accessory packs available

dimensions

UNIT DIMENSIONS

- A. Height: 1140mm (3ft 8")
- B. Width: 2306mm (7ft 7")
- C. Depth: 1043mm (3ft 4")
- Weight: 122Kg (19.2 stone)
- Height inc. lid: 1960mm (6ft 5")

BASE DIMENSIONS

2450mm x 1150mm

DOOR APERTURE

1600mm

DOOR CLEARANCE

870mm

This unit requires 100mm at the rear for the lid to open



“Beautifully finished product with first class customer service.”

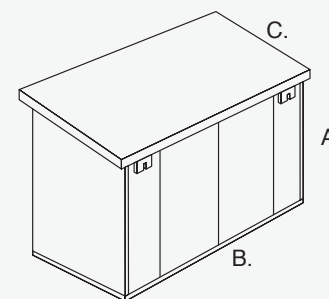
- Croquetgroup

access plus - 8 x 4ft

access e plus.

Have you ever opened your garden shed, only to find the battery pack on your hedge-trimmer is flat? The Access E Plus comes with a mounting plate, which enables you to install electrical sockets. Meaning you'll be able to power whatever electrical tools you have from the secure metal shed that they're kept in. What's even better is the Access E Plus will provide high-quality

protection for your equipment from thieves, as well as adverse weather conditions. The Access E Plus metal garden shed is made from heavy-gauge, weatherproof, galvanised steel, which keeps the weather out and your stuff safe and dry. The Access E Plus also features a gas assisted lift up lid and double doors for easy access to your equipment.



key features

ACCESS PLUS SECURITY

- Tough shrouded twin locking
- 3-point locking system
- Integral full metal base with free fixings for securing the unit to the ground
- Designed for level 8 disc padlocks (not included)

ACCESS PLUS DESIGN

- Wide double door access with opening lid for full access
- Integral shed ventilation keeping equipment dry
- Electric mounting plate* for adding power to your unit

* Electrics not included

ASGARD® FEATURES

- Weatherproof construction made from strong, thick, galvanised steel
- Supplied with a 10 year warranty*
- Maintenance free with no repainting or rotting
- Internal fixings with no externally exposed fixtures, safe and secure
- Easy self assembly with instructions provided
- Installation service available
- Accessory packs available
- Green, brown or ivory finish

dimensions

UNIT DIMENSIONS

- A. Height: 1140mm (3ft 8")
- B. Width: 2306mm (7ft 7")
- C. Depth: 1043mm (3ft 4")
- Weight: 122Kg (19.2 stone)
- Height inc. lid: 1960mm (6ft 5")

BASE DIMENSIONS

2450mm x 1150mm

DOOR APERTURE

1600mm

DOOR CLEARANCE

870mm

This unit requires 100mm at the rear for the lid to open



access plus electric - 8 x 4ft - NEW

"We can highly recommend both this shed and the quality of service we have received"

-Mike



trojan plus - 7 x 3ft

trojan plus.

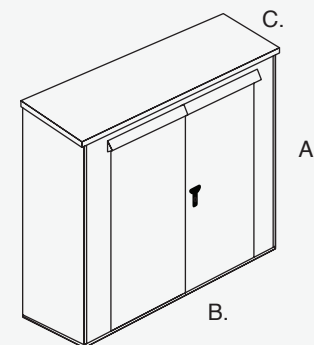
The Trojan Plus is a garden shed/bike storage combination shed. Built from thick, heavy gauge weatherproof steel panels with a tough metal floor and large single door access. This combination garden store is ideal for keeping your everyday garden tools and equipment as well as storing a single road or mountain bike. The Trojan Plus is fitted with a heavy-duty, 5-point locking system featuring a pick-and-drill resistant lock and internal dead bolts.

Inside the Trojan Plus features an optional integral bike rack, designed to hold a single bike. The bike rack features bike locking points and security screws, helping to keep your bike safe from theft. This UK designed and manufactured garden store is exceptionally versatile and ideally suited for areas where floor space is at a premium or when you need extra height.



“Really please with my purchase online but was even happier when delivered with the quality of the product. It goes together like a dream. Would high recommend this to anyone looking.”

- Steve



key features

TROJAN PLUS SECURITY

- Tough 5-point locking system
- Pick-and-drill resistant lock
- Integral full metal base with free fixings for securing the unit to the ground

TROJAN PLUS DESIGN

- Large easy access double door ideal for ladders and large equipment
- Integral shed ventilation keeping equipment dry
- Green, brown or ivory finish
- Integral rain guard
- Space for optional bike rack

ASGARD® FEATURES

- Weatherproof construction made from strong, thick, galvanised steel
- Supplied with a 10 year warranty*
- Maintenance free with no repainting or rotting
- Internal fixings with no externally exposed fixtures, safe and secure
- Easy self assembly with instructions provided
- Installation service available
- Accessory packs available

dimensions

UNIT DIMENSIONS

- A. Height: 2110mm (6ft 9")
- B. Width: 2200mm (7ft 2")
- C. Depth: 950mm (3ft 1")
- Weight: 160Kg (25 stone)

BASE DIMENSIONS

2350mm x 1100mm

DOOR APERTURE

1760mm x 1572mm

DOOR CLEARANCE

810mm

"Once together the shed is solid, secure and spacious, we'd happily buy another one."

-Nognome

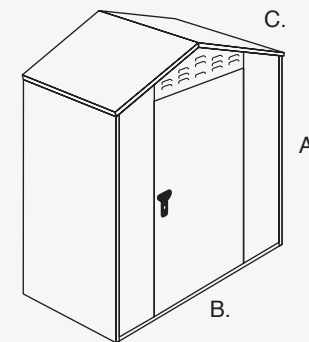
flexistore 1511 - 5 x 3ft



flexistore 1511.

Our Flexistore range of metal sheds offer excellent value secure garden storage, designed and manufactured here in the UK by Asgard®. The Flexistore range is available as 5ft x 3ft, 5ft x 7ft and 5ft x 11ft and each variation offers unbeatable security and incredible value that other products simply can't match. The range is built from our usual high quality, weatherproof heavy gauge steel features a tough integral metal floor and the same pick-and-drill resistant, euro cylinder locking system as our Locksmiths

Approved storage products. Exclusive to the Flexistore range of sheds is the additional front ventilation system for improved air flow reducing internal condensation inside even when the unit is fully locked. The Flexistore shed feature a single heavy-duty door with a 3 point locking system, designed to combine easy access and security, to create a hard-wearing, secure garden shed.



key features

FLEXISTORE SECURITY

- Tough 3-point locking system
- Pick-and-drill resistant lock
- Integral full metal base with free fixings for securing the unit to the ground

FLEXISTORE DESIGN

- Ventilation slots in the fascia and roof eaves
- Green, brown, ivory or tauben blue finish
- Optional loading ramp
- Unlimited extensions
- Large easy access door

ASGARD® FEATURES

- Weatherproof construction made from strong, thick, galvanised steel
- Supplied with a 10 year warranty*
- Maintenance free with no repainting or rotting
- Internal fixings with no externally exposed fixtures, safe and secure
- Easy self assembly with instructions provided
- Installation service available
- Accessory packs available

dimensions

UNIT DIMENSIONS

- A. Height: 1990mm (6ft 6")
- B. Width: 1580mm (5ft 2")
- C. Depth: 1107mm (3ft 7")
- Weight: 118Kg (18 stone)

BASE DIMENSIONS

1730mm x 1557mm

DOOR APERTURE

1700mm x 740mm

DOOR CLEARANCE 790mm

Kitchen
Garden

**Secrets Of
Shed Building**

secrets-of-shed-building.com

"The quality is well above the other cheap stuff."

- Ted

"I will need another shed in the near future and Asgard will be my first choice."

-Frederick

flexistore 1522 - 5 x 7ft



flexistore 1522.

The Flexistore 1522 is the second largest standard shed in the Flexistore range. The Flexistore 1522 measures in at 5ft 2" x 7ft 4" long. The extended length is via one of our Flexistore extension packs, allowing our Flexistore range to be infinitely extended in depth in 1.1m increments.

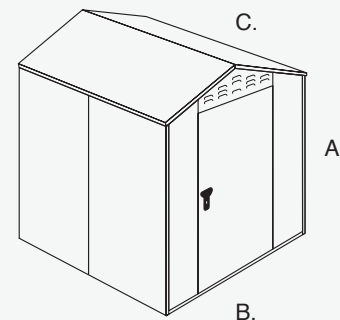
The 1522 as with all of the Flexistore range features a tough integral metal floor that can be bolted to the ground for increased

security. Access is via a single heavy-duty door with a tough pick-and-drill resistant 3 point locking system – with internal dead bolts, designed to combine easy access with incredible security, to create a hard-wearing secure garden shed. Exclusive to the Flexistore range of sheds is the additional front ventilation system for improved air flow reducing internal condensation inside even when the unit is fully locked.



“Love the shed. Easy to build, secure and will last a lifetime.”

- WS



key features

FLEXISTORE SECURITY

- Tough 3-point locking system
- Pick-and-drill resistant lock
- Integral full metal base with free fixings for securing the unit to the ground

FLEXISTORE DESIGN

- Ventilation slots in the fascia and roof eaves
- Green, brown, ivory or tauben blue finish
- Optional loading ramp
- Unlimited extensions
- Large easy access door

ASGARD® FEATURES

- Weatherproof construction made from strong, thick, galvanised steel
- Supplied with a 10 year warranty*
- Maintenance free with no repainting or rotting
- Internal fixings with no externally exposed fixtures, safe and secure
- Easy self assembly with instructions provided
- Installation service available
- Accessory packs available

dimensions

UNIT DIMENSIONS

- A. Height: 1990mm (6ft 6")
- B. Width: 1580mm (5ft 2")
- C. Depth: 2240mm (7ft 4")
- Weight: 184Kg (24 stone)

BASE DIMENSIONS

1730mm x 2640mm

DOOR APERTURE

1700mm x 740mm

DOOR CLEARANCE 790mm

flexistore 1533.

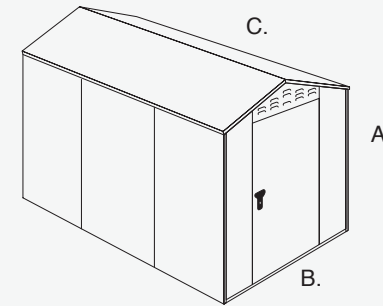
The Flexistore 1533 is the largest standard shed in the Flexistore range. The Flexistore 1533 measures in at 5ft 2" x 10ft 1" long, providing an incredible amount of garden storage. The extended length is via our Flexistore extension packs, allowing our Flexistore range to be infinitely extended in depth in 1.1m increments. The 1533 as with all of the Flexistore range features a tough integral metal floor that can be bolted to the ground for increased security. Access is via a single heavy-duty door with

a tough pick-and-drill resistant 3 point locking system – with internal dead bolts, designed to combine easy access with incredible security, to create a hard-wearing, secure garden shed. Exclusive to the Flexistore range of sheds is the additional front ventilation system for improved air flow reducing internal condensation inside even when the unit is fully locked.



"In short, it's a high quality piece of kit. I can't really fault it."

- Zed



key features

FLEXISTORE SECURITY

- Tough 3-point locking system
- Pick-and-drill resistant lock
- Integral full metal base with free fixings for securing the unit to the ground

FLEXISTORE DESIGN

- Ventilation slots in the fascia and roof eaves
- Green, brown, ivory or tauben blue finish
- Optional loading ramp
- Unlimited extensions
- Large easy access door

ASGARD® FEATURES

- Weatherproof construction made from strong, thick, galvanised steel
- Supplied with a 10 year warranty*
- Maintenance free with no repainting or rotting
- Internal fixings with no externally exposed fixtures, safe and secure
- Easy self assembly with instructions provided
- Installation service available
- Accessory packs available

dimensions

UNIT DIMENSIONS

- A. Height: 1990mm (6ft 6")
- B. Width: 1580mm (5ft 2")
- C. Depth: 3330mm (10ft 1")
- Weight: 248Kg (39 stone)

BASE DIMENSIONS

1730mm x 3770mm

DOOR APERTURE

1700mm x 740mm

DOOR CLEARANCE 790mm



“ Excellent quality and smart looking. Great locking system, very secure! Well worth the money and the weight. With a 10 year warranty, you can't go wrong!”

- Caravan Storage

flexistore 1533 - 5 x 11ft

"This is a safe
secure water tight well
constructed metal shed
would recommend."

-Heneve

centurion - 5 x 7ft



centurion.

Combining strength with space, the Police Approved (Secured by Design) The Centurion is a tough and hard-wearing garden shed suitable for a range of outdoor storage uses. Built with security in mind the Centurion range is built from thick, heavy gauge galvanised (weatherproof) steel panels. All Centurion units have a built in metal floor, reinforced panels, a 5 point locking system and pick-and-drill resistant locks. Large reinforced double doors with welded hinges dead bolts give good access to your equipment,

whilst maintaining excellent security. The Centurion range also features handy electric socket mounting points for adding power to the units and feature Asgard's® ventilation system to keep condensation to a minimum to keep your equipment safe and dry what ever the weather. The Centurion range of sheds is a professional level - high security storage unit suitable for both domestic and commercial use.

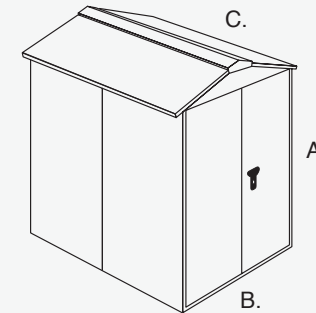


Secured by Design



"I needed another so had no hesitation in purchasing the same model. Excellent construction, very sturdy... The first one, now three years old, shows absolutely no signs of wear and tear."

- Gramps of Takeley



key features

CENTURION SECURITY

- Police Approved (Secured by Design)
- Level 1 LCPB Approved
- Locksmith Approved
- Tough 5-point locking system
- Pick-and-drill resistant lock
- Integral full metal base with free fixings for securing the unit to the ground
- Reinforced hinges, panels, doors, handle and lock system

CENTURION DESIGN

- Ventilated design to keep condensation to a minimum
- Full width easy access doors
- Unlimited extensions

ASGARD® FEATURES

- Weatherproof construction made from strong, thick, galvanised steel
- Supplied with a 10 year warranty*
- Maintenance free with no repainting or rotting
- Internal fixings with no externally exposed fixtures, safe and secure
- Easy self assembly with instructions provided
- Installation service available
- Accessory packs available
- Green, brown, ivory finish

dimensions

UNIT DIMENSIONS

- A. Height: 2032mm (6ft 7")
- B. Width: 1580mm (5ft 2")
- C. Depth: 2240mm (7ft 4")
- Weight: 255Kg (40.2 stone)

BASE DIMENSIONS

1730mm x 2640mm

DOOR APERTURE

1690mm x 1420mm

DOOR CLEARANCE 760mm

See the LCPB Test video online!

"I would recommend Asgard steel storage units to anyone looking for secure, long lasting and high quality garden storage"

-Brian



centurion plus 1 - 5 x 11ft

centurion plus 1.

Combining strength with space, the Police Approved (Secured by Design) Centurion is a tough and hard-wearing garden shed suitable for a range of outdoor storage uses. Built with security in mind the Centurion range is built from thick, heavy gauge galvanised (weatherproof) steel panels. All Centurion units have a built in metal floor, reinforced panels, a 5 point locking system and pick-and-drill resistant locks. Large reinforced double doors with welded hinges dead bolts give good access to your equipment,

whilst maintaining excellent security. The Centurion range also features handy electric socket mounting points for adding power to the units and feature Asgard's® ventilation system to keep condensation to a minimum to keep your equipment safe and dry what ever the weather. The Centurion range of sheds is a professional level - high security storage unit suitable for both domestic and commercial use. For more space try our Centurion plus packs – the same great sheds, just bigger.



Secured by Design



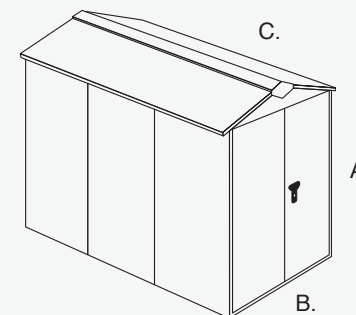
Police Preferred Specification



Trusted and vetted

"I bought an Asgard "Centurion" metal shed a couple of years ago and was so pleased I recently bought the "Addition" bike store to complement it. I have found these units to be very secure, waterproof and without internal condensation."

- Sammy



key features

CENTURION SECURITY

- Police Approved (Secured by Design)
- Level 1 LCPB Approved
- Locksmith Approved
- Tough 5-point locking system
- Pick-and-drill resistant lock
- Integral full metal base with free fixings for securing the unit to the ground
- Reinforced hinges, panels, doors, handle and lock system

CENTURION DESIGN

- Ventilated design to keep condensation to a minimum
- Full width easy access doors
- Unlimited extensions

ASGARD® FEATURES

- Weatherproof construction made from strong, thick, galvanised steel
- Supplied with a 10 year warranty*
- Maintenance free with no repainting or rotting
- Internal fixings with no externally exposed fixtures, safe and secure
- Easy self assembly with instructions provided
- Installation service available
- Accessory packs available
- Green, brown, ivory finish

dimensions

UNIT DIMENSIONS

- A. Height: 2032mm (6ft 7")
- B. Width: 1580mm (5ft 2")
- C. Depth: 3330mm (10ft 11")
- Weight: 334Kg (52.8 stone)

BASE DIMENSIONS

1730mm x 3790mm

DOOR APERTURE

1690mm x 1420mm

DOOR CLEARANCE 760mm

See the LCPB Test video online!

"This shed is my second Asgard unit, and again, they have not let me down."

- PJ

centurion plus 2 - 5 x 14ft



centurion plus 2.

Combining strength with space, the Police Approved (Secured by Design) Centurion plus 2 is an extended (14ft 6" deep) tough and hard-wearing garden shed suitable for a range of outdoor storage uses. Built with security in mind the Centurion plus 2 is built from thick, heavy gauge galvanised (weatherproof) steel panels. All Centurion units have a built in metal floor, reinforced panels, a 5 point locking system and pick-and-drill resistant locks. Large reinforced double doors with welded hinges dead

bolts give good access to your equipment, whilst maintaining excellent security. The Centurion range also features handy electric socket mounting points for adding power to the units and feature Asgard's® ventilation system to keep condensation to a minimum to keep your equipment safe and dry what ever the weather. The Centurion plus 2 is a professional level - high security storage unit suitable for both domestic and commercial use.



Secured by Design



Police Preferred Specification

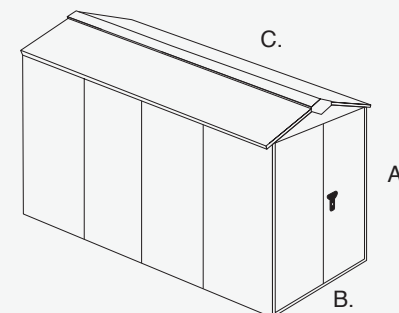


Trusted and vetted

"There are vents hidden in the roof eaves so (and this actually works) no condensation forms inside... I am well pleased, mine is top of the range and both of my neighbours have just ordered one each."

- ML

See the LCPB Test video online!



key features

CENTURION SECURITY

- Police Approved (Secured by Design)
- Level 1 LCPB Approved
- Locksmith Approved
- Tough 5-point locking system
- Pick-and-drill resistant lock
- Integral full metal base with free fixings for securing the unit to the ground
- Reinforced hinges, panels, doors, handle and lock system

CENTURION DESIGN

- Ventilated design to keep condensation to a minimum
- Full width easy access doors
- Unlimited extensions

ASGARD® FEATURES

- Weatherproof construction made from strong, thick, galvanised steel
- Supplied with a 10 year warranty*
- Maintenance free with no repainting or rotting
- Internal fixings with no externally exposed fixtures, safe and secure
- Easy self assembly with instructions provided
- Installation service available
- Accessory packs available
- Green, brown, ivory finish

dimensions

UNIT DIMENSIONS

- A. Height: 2032mm (6ft 7")
- B. Width: 1580mm (5ft 2")
- C. Depth: 4422mm (14ft 6")
- Weight: 413Kg (65 stone)

BASE DIMENSIONS

1730mm x 4940mm

DOOR APERTURE

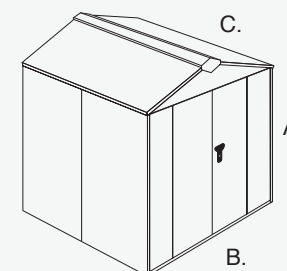
1960mm x 1420mm

DOOR CLEARANCE 760mm

gladiator.

The Police Approved (Secured by Design) Gladiator is our widest (standard) garden shed, providing outdoor storage for the largest items of garden or play equipment. This professional level garden store is built from thick, heavy gauge, galvanised (weatherproof) steel panels. With a built in metal floor for increased strength and security and fitted with a superb pick-and-drill resistant, 5 point locking system, the Gladiator is an exceptionally secure shed. Security is further enhanced with reinforced hinges, toughened

doors and an internal deadbolt locking system. The Gladiator range also features handy electric socket mounting points for adding power to the units and feature Asgard's® ventilation system to keep condensation to a minimum to keep your equipment safe and dry what-ever the weather. The Gladiator is available in a number of plus packages; the same great unit but with additional extension modules to increase the depth of the unit.



key features

GLADIATOR SECURITY

- Police Approved (Secured by Design)
- Level 1 LCPB Approved
- Locksmith Approved
- Tough 5-point locking system
- Pick-and-drill resistant lock
- Integral full metal base with free fixings for securing the unit to the ground
- Reinforced panels, locks and doors and welded hinges

GLADIATOR DESIGN

- Large easy access reinforced double doors
- Electric mounting plate for adding power to your unit*

ASGARD® FEATURES

- Weatherproof construction made from strong, thick, galvanised steel
- Supplied with a 10 year warranty*
- Maintenance free with no repainting or rotting
- Internal fixings with no externally exposed fixtures, safe and secure
- Easy self assembly with instructions provided
- Installation service available
- Accessory packs available
- Green, brown, ivory finish

* Electrics not included

dimensions

UNIT DIMENSIONS

- A. Height: 2072mm (6ft 8")
- B. Width: 2260mm (7ft 4")
- C. Depth: 2240mm (7ft 3")
- Weight: 327Kg (51.7 stone)

BASE DIMENSIONS

2410mm x 2640mm

DOOR APERTURE

1690mm x 1420mm

DOOR CLEARANCE 760mm

"Everything was great with company. From ordering online to delivery and installation. We've been through winter and the stuff that we stored stayed dry!!."

Cherry





"I've had the
Gladiator shed for about 3
years now, and extremely
pleased with it."

- Bob C

gladiator - 7 x 7ft

"They stand out from the crowd to other steel sheds."

- Brian Ford

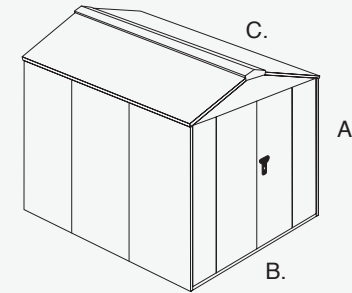
gladiator plus 1 - 7 x 12ft



gladiator plus 1.

The Police Approved (Secured by Design) Gladiator plus 1 is a wide garden shed, providing exceptionally secure outdoor storage for the largest items of garden or play equipment. At 10ft 11" deep this professional level garden store is built from thick, heavy gauge, galvanised (weatherproof) steel panels. With a built in metal floor for increased strength and security and fitted with a superb pick-and-drill resistant, 5 point locking system, the Gladiator is an exceptionally secure shed. Security is further

enhanced with reinforced hinges, toughened doors and an internal deadbolt locking system. The Gladiator range also features handy electric socket mounting points for adding power to the units and feature Asgard's® ventilation system to keep condensation to a minimum to keep your equipment safe and dry what-ever the weather. The Gladiator units extra width make them exceptionally versatile, suitable for both domestic and commercial use.



key features

GLADIATOR SECURITY

- Police Approved (Secured by Design)
- Level 1 LCPB Approved
- Locksmith Approved
- Tough 5-point locking system
- Pick-and-drill resistant lock
- Integral full metal base with free fixings for securing the unit to the ground
- Reinforced panels, locks and doors and welded hinges

GLADIATOR DESIGN

- Large easy access reinforced double doors
- Electric mounting plate* for adding power to your unit

ASGARD® FEATURES

- Weatherproof construction made from strong, thick, galvanised steel
- Supplied with a 10 year warranty*
- Maintenance free with no repainting or rotting
- Internal fixings with no externally exposed fixtures, safe and secure
- Easy self assembly with instructions provided
- Installation service available
- Accessory packs available
- Green, brown, ivory finish

* Electrics not included

dimensions

UNIT DIMENSIONS

- A. Height: 2072mm (6ft 8")
- B. Width: 2260mm (7ft 4")
- C. Depth: 3330mm (10ft 11")
- Weight: 433Kg (68.3 stone)

BASE DIMENSIONS

2410mm x 3790mm

DOOR APERTURE

1690mm x 1420mm

DOOR CLEARANCE 760mm

"I would recommend Asgard steel storage units to anyone looking for secure, long lasting and high quality garden storage"

Andy



"British engineering
and design at
it's best!"

- Paul



gladiator plus 1 - 7 x 12ft

gladiator plus 2.

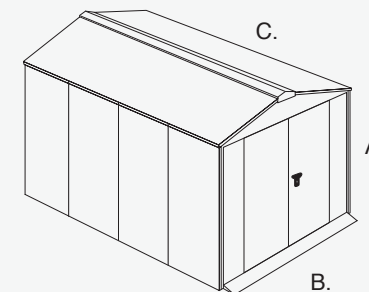
The Police Approved (Secured by Design) Gladiator plus 2 is a wide garden shed, providing exceptionally secure outdoor storage for the largest items of garden or play equipment. At 14ft 6" deep this professional level garden store is built from thick, heavy gauge, galvanised (weatherproof) steel panels. With a built in metal floor for increased strength and security and fitted with a superb pick-and-drill resistant, 5 point locking system, the Gladiator is an exceptionally secure shed. Security is further

enhanced with reinforced hinges, toughened doors and an internal deadbolt locking system. The Gladiator range also features handy electric socket mounting points for adding power to the units and feature Asgard's® ventilation system to keep condensation to a minimum to keep your equipment safe and dry what-ever the weather. The Gladiator units extra width make them exceptionally versatile, suitable for both domestic and commercial use.



"Well designed secure shed, don't hesitate to buy - well worth the money."

John



key features

GLADIATOR SECURITY

- Police Approved (Secured by Design)
- Level 1 LCPB Approved
- Locksmith Approved
- Tough 5-point locking system
- Pick-and-drill resistant lock
- Integral full metal base with free fixings for securing the unit to the ground
- Reinforced panels, locks and doors and welded hinges

GLADIATOR DESIGN

- Large easy access reinforced double doors
- Electric mounting plate* for adding power to your unit

ASGARD® FEATURES

- Weatherproof construction made from strong, thick, galvanised steel
- Supplied with a 10 year warranty*
- Maintenance free with no repainting or rotting
- Internal fixings with no externally exposed fixtures, safe and secure
- Easy self assembly with instructions provided
- Installation service available
- Accessory packs available
- Green, brown, ivory finish*

* Electrics not included

dimensions

UNIT DIMENSIONS

- A. Height: 2072mm (6ft 8")
- B. Width: 2260mm (7ft 4")
- C. Depth: 4422mm (14ft 6")
- Weight: 539Kg (85 stone)

BASE DIMENSIONS

2410mm x 4940mm

DOOR APERTURE

1690mm x 1420mm

DOOR CLEARANCE 760mm

accessories.



SHELVES

Our easy fit shelf kits, work by screwing into pre-drilled holes (additional screws and instructions are provided in the shelf kit). The shelf packs are a great way of storing dangerous tools or heavy equipment off the floor and free up valuable floor space. They are also great for organising your possessions into easy to find places. The shelf packs are made from the same strong galvanized steel as the metal sheds, ensuring they are weatherproof and long lasting. Our shelf packs are manufactured in the same great choice of colours to match your Asgard® shed. The shelves are also supplied with a free 10 year warranty as standard.

Pack Size: Available as individually, packs or part of bundles.

Colours: Green, ivory and brown.

Size: Various depending on unit.



HOOKS

Get the most out of your Asgard with a hook pack. The universal hooks are produced from the same thick galvanized as the Asgard® metal sheds, which gives you durable and long lasting storage. They are ideal for hanging heavy objects out of the reach of children or for keeping delicate equipment off the floor. The screw hole is pre-drilled for you, making the installation of the hooks effortless. The hooks are supplied in a choice of colours and sold in packs of 5 or 10. Our hook packs have a 10 year warranty as standard.

Pack Size: Packs of 5, 10 or part of bundles.

Colours: Green, ivory and brown.

Size: 135mm (h) x 40mm (d) x 40mm (w)
Internal depth is 35mm. Front lip is 29mm high.



EYELETS

The eyelets are small and mighty and can be used with a plethora of bike chains and bungee cords. The eyelets are produced from the same heavy-duty, weatherproof steel as the Asgard® metal shed collection. Numerous pre-drilled locations, the eyelets can be installed at multiple height levels making them even easier and tidier to use. All the necessary screws for the eyelets are supplied as standard and all the holes are pre-drilled to make sure that installation is a breeze. The eyelets are manufactured in a choice of colours (Green, Brown and Ivory) and are sold in packs of 10 with a 10 year warranty.

Pack Size: Packs of 10 or part of bundles.

Colours: Green, ivory and brown.

Size: 60mm (h) x 34mm (w)




RAMP

The universal shed ramp is a tough, metal ramp that will fit most Asgard® sheds. This heavy-duty ramp helps you to load heavy items into your Asgard® shed with ease, making maneuvering heavy and bulky items in and out of your shed effortless. The ramps are easy to install, simply slide the ramp under the shed and the weight of the unit will hold it in place, allowing the door to close over the top. The ramps are made from the same tough weatherproof steel as the units, for long lasting durability. You can choose a colour from our range to match your shed. The universal ramps are sold individually with a 10 year warranty.

Pack Size: Available individually or part of bundles.

Colours: Green, ivory and brown.

Size: 200mm (d) x 1350mm (w)



WOODEN SUBFLOOR

All Asgard® steel sheds are built with a tough internal galvanised metal base, but no matter how careful you are, general day to day use may scratch the finish of your Asgard® shed floor. To keep your shed protected and in superb condition, we have created our wooden subfloor packs. These protective wooden floors not only protect the finish they also help to reduce noise inside the storage unit. The floor simply drops into place over the integral metal floor, so fitting is easy with no tools required! Each subfloor pack is pre-cut to the exact size to fit your unit.

Pack Size: Available individually or part of bundles.

Colours: Natural

Size: Various to fit unit.



TOOL RAIL

Tool rails are available for a selection of Asgard® garden sheds. Our tool rails have been designed to give you even more storage space and allow you to organise your gardening tools in a neat and tidy manner. Our tool rails are made from the same strong, galvanised steel as our units, giving you unbeatable strength. They are also available in a choice of colours to match your Asgard® shed. As with all of our metal shed accessories, our tool rails are very easy and simple to fit with pre-drilled holes and all the screws provided.

Pack Size: Available individually or part of bundles.

Colours: Green, ivory and brown.

Size: Various sizes available depending on unit.

accessories.



BIKE STAND (SOLD INDIVIDUALLY)

With pre-drilled holes, installing these 2 bike stands couldn't be simpler. With the use of a socket wrench and drill, these bike stands install quickly and easily with minimal effort. They are only available in the one colour (as seen in the images) and come provided with all necessary nuts and bolts for fitting.

Pack Size: 1

Colours: Grey

Size: To fit width of compatible unit



BIKE RACK (4 OR 6 BIKES)

The bike rack is made from tough, galvanised (weatherproof) steel - made from 18 gauge steel (1.2mm). This retrofit bike rack will hold up to 6 bikes inside your Asgard® Gladiator bike shed or 4 in your Centurion bike shed. Designed as a customer fit, this rack will fit into your Asgard® shed in minutes* using only minimal tools. Fitting this Bike rack couldn't be easier. Select where you want the wheel holders to be situated, use the supplied nuts and bolts to secure the wheel holders to the back plate. Then simply remove 3 existing screws from your shed, line up the holes on your new Asgard® bike rack, and refit. Now you have a full bike rack inside your shed.

Pack Size: 2

Colours: Green, ivory and brown.

Size: To fit width of compatible unit



METAL BIKE RACK (1 BIKE)


Made from heavy-duty, galvanised steel this bike rack will fit into any* Asgard® shed. With this simple retrofit pack you can turn any* Asgard® garden shed into a secure bike storage shed. Designed to be a home fit, the heavy-duty rack can be fitted into your Asgard® shed in minutes* - using only a screwdriver. Simply choose the position where you would like to hang your bike (varies depending on shed model) unscrew existing fittings and fix the rack – simple.

* Fits the Trojan Plus, Centurion, The Gladiator and selected Flexistore sheds only.

Pack Size: 1 Metal Bike Rack

Colours: Green, ivory and brown.

Size: 580mm (h) x 284mm (d)



GROUND ANCHOR

Ground anchors offer the best in bike and motorcycle security. These ground anchors are tough, hardened metal covers or loops are bolted to the ground for maximum resistance against theft. Ground anchors can be used in all of our bike sheds for even more security. Simply drilling through the integral shed base and fixing the anchor into a 100mm deep base - please read the instructions supplied with your anchor and shed for full details. Many of our ground anchors are sold secure rated (and approved by insurance companies) - suitable for cycles or motorbike users.

Pack Size: 1
Colours: N/a
Size: N/a



LOCKS

With a stainless steel body and exceptional design, the Stainless Steel High Security Disc Padlock combines corrosion resistance and high security. This level 8 rated lock is suitable for our Access and Access plus garden and bike sheds. When the disc padlock is in the locked position, the distinctive shape offers protection to the shackle from most forms of attack. This low cost anti-theft device is ideal to keep your shed locked safe and secure, giving you the high security protection you need. With a useful Keyed Alike feature - 2 padlocks operate with the same key offering a convenient solution where the padlocks on multiple doors can be secured with only one key thereby eliminating the need to carry more than one key.

Pack Size: Pack of 2
Colours: Stainless Steel
Size: One size

from the pros...



CYCLING PLUS

REVIEWING THE ADDITION BIKE SHED

Cycling Plus magazine rated our store 9/10 and wrote, "The best bike storage we've seen by a long way. Storage is always a problem for cyclists. Our bikes are often the second most valuable items we own after the car – sometimes they're worth a lot more – so we tend to bring them into the house. But bikes just aren't designed for leaning up in hallways or stuffing under beds. So if you're fed up tripping over your bike around the house and want to keep it and all the other mucky cleaning, tweaking and riding paraphernalia outside the house where it won't get nicked – one of Asgard's bike stores could be what you're after."

Ealing Cycling News

REVIEWING THE ADDITION BIKE SHED

'First impressions are good, the unit really does fit 3 bikes as the photographs show the shelving unit makes a big difference to store the usual stuff. The unit feels rock solid and very secure and the lock should be enough to deter most people. The model up allows you to add your own padlock. The whole thing can be secured further by using ground bolts and there are optional ground anchors too...'. "I prefer this over the Trimetal model, the shelving and hooks are a nice touch and not being top opening means you can store things on top of it.'

David Eales

MOTOR CYCLE M O N T H L Y

REVIEWING THE CENTURION

It's big, expensive and tough - but it can also get bigger with a series of extension packs. Ideal if you're a collector or someone with a large tourer. It's the only bike shed that is UK locksmith approved and - better still - the size and weight means that if you have your bike stored in this overnight, your insurers class it as 'garaged'.





The Telegraph

REVIEWING THE ANNEXE

'This is a beast of a bike shed. Comes in green or ivory it can store three bikes (including, and I've tried, bikes with baskets), plus helmets, shoes and all other cycling paraphernalia. The shed is made from thick galvanised steel panels (11 in total), more than 150 screws, brackets and fixing devices and has a heavy-duty integral metal, 5-point locking system; the main lock is a Euro cylinder which is claimed to be pick-and-drill resistant. It needs around 2 square meters of outdoor space and a flat, concrete surface to sit on. Asgard can construct it for you - but if you try it yourself you will need a powerdriver screwdriver and a friend to help.

road.cc
pedal powered

REVIEWING THE ANNEXE BIKE SHED

'It is as solid as it looks. It's made from 1.2mm thick galvanised steel panels and weighs an impressive 103kg. It's not going anywhere easily, and for further security the metal base can be bolted to the floor. There's a three-point locking system, and the main lock is a Euro cylinder claimed to be pick-and-drill resistant. It arrived flat packed on the back of a lorry. There's quite a few pieces, and the biggest bag of bolts I've ever seen in my life. Fortunately my fear at constructing it proved unfounded, the instructions are easy to follow and it goes up easily in a short space of time.'

Cycling WEEKLY

REVIEWING THE ANNEXE BIKE STORAGE

'We were really impressed with the Asgard Annexe we featured in the February 24 issue with its room for up to three bikes. But knowing you lot as well as we do, we also know that most will own more than three bikes (don't worry your secret is safe with us!). Which got us to thinking about what we would do if we wanted to store more. Enter the Asgard storage garage... With a floor area measuring five foot by nine, it'll hold quite a few more than three bikes. In fact it's almost high enough to stand in and can be fitted with a hook rail and shelf so there are several options when it comes to storing bike stuff in it.'



REVIEWING THE ANNEXE

'Its credentials looked good on paper: 5-point locking system, with reinforced doors, panels and hinges etc.. In addition and it has received LPCB approval. We wanted to test out how strong it was and how much of a beating it would take. As a result we decided to give the Annexe a going over with a hammer, crank and screwdriver (basic tools in a bike thief's armoury) to see what it could withstand. You can check out how we, and the Annexe, got on in our video. Conclusion: It is green, made of steel, heavy-duty and can withstand a proper pounding. We know because we tried to give it one!'



RiDE

MOTORCYCLE SPORT & LEISURE

REVIEWING THE MOTORCYLCE

'Spending £1300 on a metal garage is a serious decision, especially when the same amount of money could buy one hell of a wooden shed. But after a few months using this Asgard garage I've been converted. If security is an issue then this could be the answer. Secure locks give the doors a sturdy feel, and steel sides and roof would defeat all but the most serious of tools. The interior has a plug socket and vents so wet bikes can dry and there's a shelf for your helmet. It's designed for one bike but you could squeeze two bikes in. It only takes up minimal room, but needs a concrete or slab base.'

REVIEWING THE MOTORCYCLE PLUS

'Asgard is a company based in Bradford, that makes high quality, steel sheds and garages in all kinds of sizes. I've got a couple of mates who have on it its units and so I've seen the quality first hand. The Motorcycle-Plus unit looked perfect for me – big enough (5ft wide x 10ft 9in deep x 6ft 7in tall) for two bikes, counts as a garage for insurance purposes (and is a darn sight more secure than most up-and-over garage doors), but needs no planning permission. At £1199, it's a lot cheaper than building a garage too.'



REVIEWING THE MOTORCYCLE GARAGE

'The Asgard Motorcycle Garage was put through rigorous testing by the UKLA to analyse the overall security and build quality. From delivery through to self assembly. The UKLA did it all. We are happy to report the Asgard motorcycle garage did pretty well indeed!! The Asgard motorcycle garage has been designed and manufactured here in the UK (Yorkshire) to the highest standards and represents the best in home grown UK engineering and manufacturing. Made from fully galvanised steel, this weatherproof motorcycle garage features a drill and pick resistant lock, a fantastic 5 point locking system and dead bolts!'



Singletrack
mountain bike magazine

REVIEWING THE CYCLE STORAGE X 8

“The level of detail included in the build is impressive and it comes with everything you need, though it must be sited on either concrete foundation or solid patio, The lock on the door is a triple point contact system using Yale-style cylinder keys. You can also buy a wireless infra-red alarm from Asgard, and if anyone were to try and break in, the fact is essentially a huge steel drum means they at least won't be able to do it in silence. Overall if you are a typical domestic male you will be in shed heaven with the Asgard. The level of security it offers is second only to a well- padlocked shipping container.”



DESCENT
WORLD

REVIEWING THE ACCESS BIKE STORAGE

“Usability of the unit is top notch. Access is gained through large double front doors as well as the whole roof of the unit lifting up making getting bikes in and out a breeze. The inside itself is particularly spacious, initial concerns that 4 bikes was a little optimistic proved unfounded with 4 bikes fitting with ease along with my strimmer and tool boxes!...” “For those of you used to having your bikes inside your house will of course be concerned about protection from the elements. No concerns here, all access points are well shielded from the elements and the galvanised steel construction should give great protection over time.”



Asgard Steel Storage
1392 Leeds Road, Bradford, BD3 7AE

08456 580 730

Order Online: www.asgardsss.co.uk

