

2014/2015 PRODUCT PROGRAMME



**Nilfisk
ALTO**
works for you

Agriculture



Agriculture places the most demanding requirements on people and equipment. From pig farmers to wine producers - we offer the right solution for every task.

We combine tailored stationary systems for farm buildings and storage facilities with mobile units for machinery, outdoor spaces, court yards, machine pools.

From pressure washers to vacuum systems and floor care equipment be it mobile or stationary we can offer a product to meet your every cleaning requirement - with sufficient power to handle the job.

Automotive



We can offer a unique solution to each customer. Whether it is a van, lorry, car or bus, garage floor, showroom or car park, whether you are a fleet manager, into vehicle sales or a maintenance company - we ensure the desired cleanliness.

Our diverse range of solutions directly support your economic goals, securing value, retention or shortening down cleaning times, reducing maintenance costs and consistently increasing profits.

Building & Construction



Everyday the building and construction sector is presented with demanding cleaning challenges.

The construction of a new building or renovation of old requires the highest performance solutions. Professional products with extra power against even the toughest dirt.

Strong and sturdy high pressure washers and wet/dry vacuum cleaners supported with powerful sweepers for areas of shapes and sizes.

Manufacturing & Warehousing



As a manufacturer we understand the wide variety of cleaning applications that need to be considered in this area.

Industry places the highest demands for reliability, safety and productivity - and we can meet these demands.

Production floors, machinery, warehousing, customer areas, car parks and offices require constant attention.





We are with you every step of the way

We are dedicated to providing you with the right solution to improve your productivity. This is based on in depth knowledge about your daily needs, challenges and working environment, that is why our solution works for you!

Global Service & Support

You are guaranteed dedicated service and support... whenever and wherever you need it! Our global service centres are ready to keep your machine efficient and reliable, so that you maximise your uptime.

Increase your productivity

We are committed to improve your productivity, by offering you site surveys, application advice and cost analysis so that you can focus on doing your job.

"Green" solutions

We develop cleaning solutions that provide you with efficiency whilst using less energy, less water and less detergent - we call it green meets clean. Read more about how we care for the environment on page 9.

Ease of Use and Maintenance

We focus continuously on improving the usability and serviceability of our products. I.e. our EasyClean feature can reduce your maintenance costs as it only takes a technician a few minutes to access your machine.

100 years of R&D

With more than 100 years of experience in the Cleaning Industry you can be assured of high quality products Pressure Washers, Vacuum Cleaners and Floor Care Equipment, that is constantly being renewed and improved.

Red Dot Award 2013

A 37 man strong Red Dot jury designated the POSEIDON 5-6-7 as one of the winners of the 2013 Product Design Award. The Red Dot Award rewards our innovative approach to industrial design, ergonomics and modularity in product design. The award is a fine prize for bringing an exciting and innovative product to the market – something which has made a very positive effect around the world.

Contents

Pressure Washers

Pressure Washers	10
Features	12
Family overview	16
POSEIDON 2	20
POSEIDON 3	21
POSEIDON 4	22
POSEIDON 5	23
POSEIDON 6	24
POSEIDON 7	25
POSEIDON 8	26
NEPTUNE 1	27
NEPTUNE 2 SPECIAL	38
NEPTUNE 2	29
NEPTUNE 4	30
NEPTUNE 5 + NEPTUNE SB	31
NEPTUNE E	32
NEPTUNE 7	33
NEPTUNE 8	34
POSEIDON PE / DE	54
NEPTUNE PE / DE	55
ALPHA BOOSTER 3 / 5 / 8	60
UNO BOOSTER	61
DUO BOOSTER	62
DELTA BOOSTER	63
MULTICLEANER 7-53	64
SOLAR BOOSTER DIESEL	65
SOLAR BOOSTER ELECTRIC	66
SOLAR BOOSTER GAS	67
TRUCK BOOSTER	68
AUTO BOOSTER	69
MERLION	80
MERMAID	81

Steam Cleaners

Steam Cleaners	82
Family overview	83
SO 4500	84
SV 8000	85
SDV 4500 / SDV 8000	86

Vacuum Cleaners

Vacuum Cleaners	88
Family overview	89
Features	92
SALTIX 10	98
MAXXI II 35 WD	99
MAXXI II 55 WD	100
MAXXI II 75 WD	101
AERO 21	102
AERO 26	103
ATTIX 30	104
ATTIX 40 INOX	105
ATTIX 50	106
ATTIX 7	107
ATTIX 9	108
ATTIX 115 / 125	110
ATTIX 145 / 155	111
SB STATION	112
ATTIX M-CLASS	124
ATTIX H-CLASS	125
ATTIX 9 H/M	126
ATTIX TYPE 22	127

Carpet Extractors

HOME CLEANER, TW 300	136
----------------------	-----

Floor Cleaning Equipment

Floor Cleaning Equipment	138
The SCRUBTEC family	139
The FLOORTEC family	140
The SPINTEC range	140
SCRUBTEC 233	142
SCRUBTEC 234 C	143
SCRUBTEC 337.2	144
SCRUBTEC 343.2	145
SCRUBTEC 545/553 + BOOST 5	146
SCRUBTEC 651/653/661	147
SCRUBTEC 8 + BOOST 8	148
SCRUBTEC R 4 + BOOST R 4	149
SCRUBTEC R 6	150
FLOORTEC 480 M	164
BK 900	165
FLOORTEC 350 B	166
FLOORTEC 760 B / P	167
FLOORTEC R 360 B / P	168
FLOORTEC R 670 B / P	169
FLOORTEC R 870 B	170
FLOORTEC R 680 B	171
SPINTEC 443	176
SPINTEC 551 UH	179


Detergents

Why and how to use detergent	183
The equipment for your detergent applications	184
Vehicle Cleaning	186
Industrial & Buildings	187
Floor Care	188
Care & Maintenance of Machines and Plants	189

CarWash Systems

190





**Your problem
is our solution**

Performance, efficiency and reliability as standard



POSEIDON 2-22
□ 20



POSEIDON 3
□ 21



POSEIDON 4
□ 22



POSEIDON 5
□ 23



POSEIDON 6
□ 24



POSEIDON 7
□ 25



POSEIDON 8
□ 26



NEPTUNE 1
□ 27



NEPTUNE 2 SPECIAL
□ 28



NEPTUNE 2
□ 29



NEPTUNE 4
□ 30



NEPTUNE 5
□ 31



NEPTUNE 5B
□ 31



NEPTUNE E
□ 32



NEPTUNE 7
□ 33



NEPTUNE 8
□ 34



POSEIDON PE
□ 54



POSEIDON DE
□ 54



NEPTUNE PE
□ 55



NEPTUNE DE
□ 55



ALPHA BOOSTER 3
□ 60



ALPHA BOOSTER 5
□ 60



ALPHA BOOSTER 8
□ 60



UNO BOOSTER
□ 61



DUO BOOSTER
□ 62



DELTA BOOSTER
□ 63



MULTICLEANER 7-53
□ 64



SOLAR BOOSTER D
□ 65



SOLAR BOOSTER E
□ 66



SOLAR BOOSTER G
□ 67



TRUCK BOOSTER
□ 68



AUTO BOOSTER II
□ 69



MERLION
□ 80



MERMAID
□ 81



SO 4500
184

SV 8000
185

SDV 4500
186

SDV 8000
186



SALTIX 10
198



MAXXI II 35
199



MAXXI II 55
1100



MAXXI II 75
1101



AERO 21
1102



AERO 21 INOX
1102



AERO 26
1103



AERO 26 L
1103



ATTIX 30
1104



ATTIX 40 INOX
1105



ATTIX 50
1106



ATTIX 7
1107



ATTIX 7 SPECIAL PURPOSE
1107



ATTIX 9
1108



ATTIX 9 SD
1109



ATTIX 115 / 125
1110



ATTIX 145 / 155
1111



SB STATION
1112



ATTIX 30 M
1124



ATTIX 50 M
1124



ATTIX 7 M
1124



ATTIX 30 H
1125



ATTIX 50 H
1125



ATTIX 7 H
1125



ATTIX 965 H/M SD XC
1126



ATTIX 40-0H PC TYPE 22
1127



ATTIX 791-2M B1
1127



ATTIX 995-0H/M TYPE 22
1128

Bringing a new dimension to cleaning



HOME CLEANER
136



TW 300 / TW 300 CAR
136



SCRUBTEC 233
142



SCRUBTEC 234 C
143



SCRUBTEC 337.2
144



SCRUBTEC 343.2
145



SCRUBTEC 553
146



SCRUBTEC BOOST 5
146



SCRUBTEC 651
147



SCRUBTEC 653
147



SCRUBTEC 661
147



SCRUBTEC 8
148



SCRUBTEC BOOST 8
148



SCRUBTEC R 4
149



SCRUBTEC BOOST R 4
149



SCRUBTEC R 6
150



FLOORTEC 480 M
164



BK 900
165



FLOORTEC 350
166



FLOORTEC 760
167



FLOORTEC R 360
168



FLOORTEC R 670
169



FLOORTEC R 870
170



FLOORTEC R 680
171



SPINTEC 443
176



SPINTEC 551 UH
179



**Sustainability
today for
a cleaner
tomorrow**

Corporate responsibility at Nilfisk-ALTO

We are committed to the highest level of Corporate Responsibility – enabling you to deliver on your promises in a long-term and sustainable manner. That is why:

-
- We lower your total cost of operation and maximise your return on investment by developing productive, easy-to-use and reliable products with improved environmental performance – using less energy, less water and less detergent.
 - We enhance your capacity to perform sustainable cleaning and create lasting value for your customers, employees and owners. In 2012, 71% of all Nilfisk-Advance products launch featured environmental improvements.
-
- You can rely on us in the long term as we are a proud member of the United Nations Global Compact and the Carbon Disclosure Project.
 - In 2012 46% of the plastic material used in our products were recyclable compared to only 32% in 2010.
-
- We focus on our own internal consumption of resources and work actively to lower our carbon footprint. Our European and Asian production facilities are all certified under ISO 14001 Environmental Management System, and we collect detailed figures and monitor all emissions deriving from our company activities.

We believe that responsibility begins with our own behaviour when we design, manufacture and distribute our products. We lead by example, and we call it **'Green meets clean'**.

green
meets
clean

**Nilfisk-ALTO
pressure washers
offer an efficient
solution for
all cleaning
tasks!**



Productivity and experience that works for you

Nilfisk-ALTO has based its professional range of high pressure washers on 50 years of experience of cleaning. This knowledge and experience is focused on working for you to increase productivity and reduce lifetime costs of your pressure washer. Our objective – to reduce the cost of cleaning, whatever the application and area of business.



Research & Development

Nilfisk-ALTO maintains an established and experienced R&D center in Hadsund, Denmark where new product ideas and technologies are developed and tested, always inspired by the need to reduce cleaning time, labor, effort and environmental impact linked to our pressure washers. The German and Danish origins of the brand provide a formidable technical foundation to build on and ensure that tomorrow's pressure washers offer low running costs.

Quality Production

Our production site in Nagykanizsa, Hungary has been classed both ISO 9001 and ISO 14001, reflecting the stringent quality procedures and the environmentally aware production facility. In past years, investment in quality and auditing procedures and equipment have been increased considerably – reflecting the commitment of the company towards providing reliable and durable products to our customers and thus reducing maintenance costs. These quality procedures include:

- 100% inspection of critical components
- Military standard sampling and audit procedures established with suppliers
- Constant quality inspection throughout the production line
- 4 different test and audit points throughout the production line
- 100% testing of all finished goods
- Long term testing of sampled goods
- Out of box auditing from every production batch

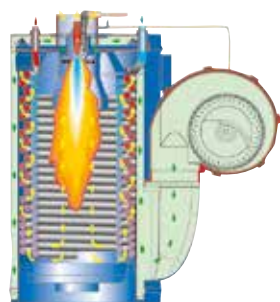


Reduced Complexity

Nilfisk-ALTO is committed to reducing the complexity of the product range and of business. For 10 years, product development has succeeded in reducing the number of different parts across the range, sharing spare parts across several product families in order to reduce the complexity of maintenance and logistics. Similarly, products are developed to be simple to understand and use – striving to make the user's life easier.

A customer-focused technical background

Irrespective of whether the user is considering a commercial, entry-level cold water unit or an industrial class hot water machine, the technical features of each machine have been designed to give additional benefits in the relevant applications. The different feature levels of our pressure washers clearly place Nilfisk-ALTO as a leading developer and producer of high pressure equipment.



EcoPower

High efficiency EcoPower Boilers

Nilfisk-ALTO was the first supplier of high pressure washers to integrate revolutionary high efficiency boilers in hot water pressure washers in line with European legislation. Efficiency levels are still amongst the highest on the market – ranging between 92 and 93%. The double pass, labyrinth coil system ensures that Nilfisk-ALTO can offer high outlet water temperatures at low running cost. A double saving for the user! Low fuel consumption saves money – but higher water temperatures also reduce cleaning time: and thus overall cost in terms of water, fuel, electricity and labour.

As with any high pressure washer heating system, the **EcoPower** boiler possesses a natural Eco Mode. Simply set the thermostat to 60°C as opposed to full power. Fuel consumption is reduced by as much as 20%. Water temperature will naturally be limited – as will the consumption of fuel. Ideal for applications where high temperatures are not required – such as car cleaning.

Safety levels are unique for standard boilers with 4 significant safety features:

- Flame sensor standard in order to ensure that a flame is indeed present when fuel is injected into the burning tube.
- Exhaust gas temperature sensor: disconnects the heating system in cases of anomaly in the temperature of the exhaust gas before the coil is damaged – for example in cases where the coil is clogged by scale.
- Flow sensor safety – ensures the boiler is only running when water is present in the coil.
- Low fuel safety – ensures that the boiler will only run when there is fuel in the fuel tank, thus preventing damage to fuel pump caused by dry-run.



EasyClean
QuickService

QuickService and EasyClean

Nilfisk-ALTO also aims at working for our service network and ensuring optimal productivity and serviceability here. As for all mechanical equipment, regular maintenance prolongs the life of a pressure washer. This maintenance should be done in optimal conditions – easy, intuitive with a reduction in down time and cost to the user.

The **EcoPower** boiler can be removed from the machine in approximately 6 minutes – even for the large premium class model with 48m of steel coil. The service crane allows 1 person to remove and clean the coil in record time and with minimum physical effort. The cleaned coil will then retain its efficiency and be a further source of cost savings.


Access to parts is facilitated by easy to open cabinets and easy to reach core components. Time spent on maintaining pump valves, seals and other wear parts can thus be kept to a minimum.

Reliable and Durable Pumps

The majority of our pumps are reinforced wobble disc pumps using only quality and corrosion free materials such as brass pump heads. The pumps offer long working life and ease of maintenance. Our industrial class pumps are capable of running on sea water and also on high temperature water.

Efficient and service free motors with start stop system.

Our air-cooled 4 pole (1450 rpm) or 2 pole (2800 rpm) motors are both maintenance free and efficient ensuring the reduction of energy waste during use. Our automatic start stop systems (whether immediate or time delayed) ensure that the motor is not running during pauses in use, neither consuming energy nor producing noise when not needed. Motors are all equipped with thermal protection.



Awarded Ergonomic Accessories

Traditional Danish design has always focused on optimising ergonomics and ease of use. Nilfisk-ALTO accessories are no exception. The Ergo 2000 spray gun has been proven and recognised as requiring the lowest amount of physical effort to use – thus reducing strain, tiredness and even repetitive injury. Nilfisk-ALTO design is not just about saving money.... we also focus on the user's health and well-being.



ErgoSystem


Intelligent Service Control

The high end hot water models are equipped with Intelligent Service Control function. This is a diagnostics system that indicates any anomalies due to failure, or wear and tear to the user, enabling him to take direct action or contact our service network. Immediate identification of the issue can mean a reduction in service costs and downtime.



Flow Activated Control System

Many of the medium and premium class hot and cold water models are equipped with flow activated hydraulic control technology. This solution leaves the pump head, hose and spray gun de-pressurised during standby mode. As a result, handling of hose and gun is easier and safer. Re-start of the machine is softer with no sudden recoil of the gun and lance. Finally, the pressure washer is protected from motor start stops caused by leaks in pump, hose, gun or piping systems – ensuring longer life and reliability.

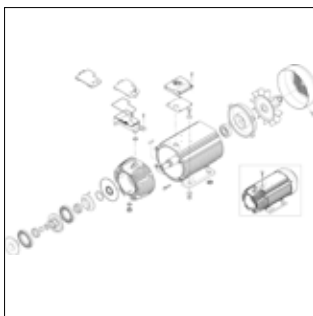


Premium class, long-life pumps

Nilfisk-ALTO is renowned for the long-life C3 pump, the core premium class pump in the range with more than 20 years use in some of the most extreme conditions in the market. Nilfisk-ALTO now adds a further high class pump to its range in the form of the NA6 pump - a design inspired by the success of the C3.

The new NA6 range of pumps brings significant customer benefits:

- Wide range of performances up to 250 bar and up to 1600 l/h for solving cleaning tasks in a wide range of customer areas.
- High inlet water temperature up to 80°C meaning that the pump can be run with hot water, even on a cold water machine, thus increasing cleaning effect and reducing cost of cleaning.
- Long-life C3-type construction with double roller bearings, 4 ceramic pistons, steel valves and reinforced brass pump head. During development test, pumps were run for almost 10,000 hours with pistons travelling the equivalent of 1½ time around the world! Real power and durability.
- Flow Activated control system for pressure relieved standby mode – additional comfort and motor protection against leaks.
- 4 pole (1450 rpm) air cooled and efficient motor with thermal protection.



Large, double roller bearing system on wobble disc with needle bearings (as on C3 pump) ensures long lifetime and reliability of the core pump system.



Pump oil sight and oil tank with integrated low pump oil safety cut out. Maintenance is simplified and the machine is protected against running the pump without oil, ensuring longer service life.



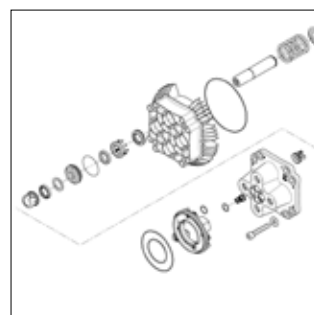
High efficiency stainless steel inlet and outlet valves. A Flow Activated unloader system for optimal comfort in use. Includes water flow regulation and detergent injection valve.



Solid ceramic piston sleeves with polished piston head. Low wear surface, hardened material and excellent resistance to temperature change increase the service life of the pump and allow use of hot water.



Reinforced brass pump head, efficiently formed to add strength around critical areas and thus increase lifetime.



Double seal system (primary and secondary seals) with intermediate chamber and evacuation channel to suction side of pump ensure that any leaks are re-circulated, this increases time between services and prevents blockage of pistons due to wear of primary seals. Bronze back up rings for long lifetime.

EcoPower Boilers

Nilfisk-ALTO developed in the area of high efficiency and environmentally friendly boiler systems, setting new standards on the market in line with the tightest European legislation.

Focus is on providing users with a mix of high heating power, high outlet water temperature (even at full water flow), reduced fuel consumption and low pollution levels. The user of an **EcoPower** boiler thus saves money in several ways – lower fuel costs and reduced cleaning time through hotter water – whilst fully respecting the environment. **EcoPower** boilers offer efficiency levels of up to 93% and heating power up to a staggering 115 kW capable of generating high temperatures even at full water flow – a unique combination that really works for you!

Service life of the coil can be prolonged in cases of aggressive water conditions by use of special protective chemicals:

- Protection against hard water conditions by use of AntiStone scaling protection agent.
Prevents clogging of the coil caused by the buildup of lime scale deposit on the coil walls.
- Descaling of a coil clogged up by lime scale using Stone Ex.
- Protection of steel coils against aggressive, acidic soft water conditions by Machine Protector.

Alternatively, stainless steel coils can be mounted for these extreme conditions.

EcoPower

Duo Motor system for ventilator fan.
A separate motor for the ventilator fan means that the fan will always provide air to the boiler system, even if the machine has been connected with inversed phases by mistake. In addition, key components such as fan and fuel pump will then only be in operation in hot water mode, avoiding unnecessary wear and tear and prolonging the service life.

Exhaust gas temperature sensor
– safe running of the boiler.



Burner head with optimized flame tube to create efficient flame form and avoid contact between flames and coil which would cause soot and loss of efficiency.

Inlet and Outlet on the top of the boiler for easy access and quick service. No need to lie under the machine to release the coil from its fittings.

Double-pass, oxidation free and robust coil with patented spacer system between inner and outer coils ensures optimal contact between hot air in burner tube and coil surface, offering greater efficiency and reduced fuel consumption.

Interchangeable bottom plate in refractory material for optimal channeling of heat inside the boiler.

Flame Sensor as standard
– safe running of the boiler

Ideal for building & construction, agriculture, hire, industry and food industry

The **POSEIDON 2 and 3** lines are compact and lightweight units ideal for the most basic cleaning tasks by craftsmen, or around small farms. Equipped with the latest in ergonomic accessories and with optimal cleaning performance, these are the ideal entry level commercial units.



The **POSEIDON 4** is a robust, semi industrial cold water cleaner with 4 pole motor and ceramic coated pistons making it ideal for more intense use for general cleaning tasks in most environments. Compact and ergonomic, it is easily transported from site to site.

The new **POSEIDON 5** combines robustness, ergonomics, serviceability and pure cleaning power for extended use in tough environments.

POSEIDON 5-32 PA / XT, 5-41 PA / XT and 5-53 PA / XT are medium duty cold water high pressure washers for those who need simple high pressure cleaning.



POSEIDON 5-56 PA-FA / XT and 5-62 PA / XT are medium duty cold water high pressure washers with additional features for wider applications and more mobility.



The **POSEIDON 8** is the ultimate robust pressure washer. Tough steel frame, 4 large wheels – and a heavy duty motor pump unit make the POSEIDON 8 ideal for construction and large agriculture applications. Water flow rates of up to 40 l/min quickly deal with some of the toughest applications in the market.



The premium range of **POSEIDON 6 and 7** are in a class of their own with long-life, 4 piston pumps, hot inlet water capacity and extended lifetime making them ideal for the longest, toughest industrial applications.

POSEIDON 6 FA and 7 FA are heavy duty cold water high pressure washers for the most intense uses and for wide applications.



POSEIDON 6 FFA and 7 FFA models are equipped with a stainless steel, non rusting frame and grey, non marking wheels and hose to protect the working environment.

The **POSEIDON 7 FBFA** food industry model includes an additional water break tank and external detergent injector ensuring full separation from the water network and the possibility to apply foam or special detergents.



The NEPTUNE line – constant hot water innovation

The NEPTUNE line was the first hot water range to implement an **EcoPower** boiler system with higher efficiency, reduced emissions and fuel costs. A system that since has been copied.

The **NEPTUNE 1 and 2** entry level compact hot water units combine ground breaking design with efficient performance, low emissions and reduced running costs. Ideal for craftsmen and small garages, the vertical design gives a reduced footprint and makes transport and storage easier. The **EcoPower** boiler continues to give fuel savings in comparison to many other models on the market. The NEPTUNE 1 & 2 models offer great cleaning efficiency.



NEPTUNE 1



NEPTUNE 2



NEPTUNE 2 SPECIAL



NEPTUNE 4



NEPTUNE 5

The **NEPTUNE 4 and 5** are both powerful and robust medium range units. Whether the need is for a more compact machine such as the NEPTUNE 4, or a more powerful and feature-packed NEPTUNE 5, optimal handling, cleaning efficiency, low emissions, and low running costs are still part of the package. And now selected NEPTUNE 4 and 5 three phase machines are equipped with the new NA5H pump, slow running motor and unique flow activated unloader system. Meanwhile the other NEPTUNE 4 and 5 single phase and three phase variants still come with the well proven NP5 pump and pressure activated unloader.

The **NEPTUNE 7** combines award-winning design, four piston pump technology and a hugely powerful **EcoPower** boiler system to offer some of the best performances on the market. Now equipped with the unique flow unloader system FA, it is an ideal unit for heavy duty industrial use.

In addition to these core models, Nilfisk-ALTO also offers the high flow **NEPTUNE 8** – it's powerful cleaning performance and high water flow completes the range.

And at last, **NEPTUNE E**, is adapted for use in the food industry or hazardous areas and benefits from many of the same features as the NEPTUNE 5, including WDK dual chemical system, robust steel chassis and frame.



NEPTUNE 7



NEPTUNE 8



NEPTUNE E

The ideal solution for fixed cleaning applications; optimal cleaning, optimal profits

You may be interested in maintaining hygiene levels in a slaughter-house, kitchen or processing plant. You may be interested in degreasing metal components at an industrial site.....



DELTA BOOSTER



SOLAR BOOSTER DIESEL

Nilfisk-ALTO offers the most comprehensive range of stationary solutions on the market and is an ideal and trustworthy partner for your installation projects.

Machines can easily be installed in any location around the site. A carefully planned and optimised piping system will then ensure that you can easily and quickly clean at any area of your installation. Stationary units offer numerous advantages. For example, the units are pre-set for your own individual needs.

You do not need to modify the settings, reducing the risk of error and reducing necessary training time. There is no need to transport machines from one end of the site to the other, or to purchase several mobile machines to fulfil all your cleaning tasks. Placing an outlet hose or lance, or an accessory at each cleaning point ensures that each user can be operational in seconds, reducing preparation time and labour costs.

Nilfisk-ALTO offers a full line of products for self service applications. The result is lower running costs, shorter down time, reliability... cleaning efficiency for your clients and greater profits for you.

The coin-operated **NEPTUNE SB** is a standard pressure washer which is converted into a coin operated pressure washer in a few easy steps. It can also be used as a pre-wash unit, for example in coin-operated car washes.

The **TRUCK BOOSTER** is the ideal outdoor stationary pressure washer for use in haulage companies, fleet parks or for cleaning of animal transport vehicles near slaughterhouses.

The new **AUTO BOOSTER 5M** innovates by using frequency modulation technology to control motors and performance. As a result, the number of wear parts are dramatically reduced, lowering maintenance needs and cost. At the same time, noise levels are reduced and overall comfort of use increased.



NEPTUNE SB



TRUCK BOOSTER



AUTO BOOSTER 5M

Get your animal housing cleaned while you sleep!

The MULTICLEANER 7-53 can take over the majority of heavy, trivial and time-consuming manual work in pig stalls where it assures efficient and profitable cleaning at any time of the day or night. Reducing manual high pressure cleaning by up to 80%. The remaining 20% is also made much easier thanks to pre-soaking.

The use of the **MULTICLEANER 7-53** can lead to significant reductions in labour costs, power and water consumption (depending on the nature of current manual cleaning solution). Savings of up to 40% on weekly cleaning costs can be achieved. Machine and cleaning technique were developed in close collaboration with professional pig breeders, for whom quality standards and strict stall hygiene are paramount.

MULTICLEANER 7-53 can be used in most existing pig units without modifications to structure or stalls. It does not require any extra installation as long as water and electricity are available. It is easy to transport and set up, operation is simple and cleaning is effective. Programming is performed on an operating panel using simple yes/no questions it takes about 30 seconds.



MULTICLEANER 7-53
Picture is showing a model
with optional kits.

Independent of electrical power and normal water sources



POSEIDON PE

NEPTUNE DE

Petrol and diesel powered hot and cold water pressure washers have the benefit of being totally independent of electrical power sources – and even of normal water sources – making them highly flexible.

Powered by a petrol or diesel engine and capable of drawing water from a tank, river or well, they are the ideal solution for cleaning agricultural or construction materials in the middle of a field or building site.

A great combination of high functionality and maximum convenience, technical perfection and robust design. The ideal solution for all cleaning jobs, customised, efficient and economical.

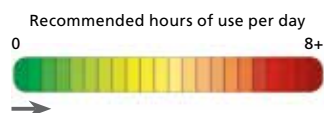
POSEIDON 2 - Compact Mobile Cold Water



Ideal cold water cleaning for everyday tasks

The POSEIDON 2 range is destined for low intensity use and routine cleaning tasks. They offer excellent cleaning performance, professional spray equipment, good storage facilities and handling.

- Automatic Start/stop
- Ergo 2000 gun
- Ergo plus accessory concept
- Brass cylinder head, Axial pump
- Steel reinforced High Pressure Hose (standard 10 m, XT 15 m)
- Detergent injector hose and doser
- Removable integrated detergent tank (2 l)
- Water flow regulation on all models
- FlexoPower Plus Lance with HP nozzle and improved low pressure spray pattern



TECHNICAL DATA	POSEIDON 2-25 XT	POSEIDON 2-22 T
PUMP PRESSURE (BAR/MPa)	140/14	120/12
CLEANING IMPACT (KG/FORCE)	2,5	2,2
WATER FLOW QMAX/QIEC (L/H)	610/540	520/470
MAX INLET TEMPERATURE (°C)	60	60
PUMP (RPM)	2800	2800
DIMENSIONS LXWXH (MM)	394x391x955	394x391x955
WEIGHT (KG)	28,1	27
POWER CONSUMPTION (KW)	2,9	2,3
VOLTAGE/PHASE/FREQUENCY/CURRENT (V~/HZ/A)	230/1/50/12,6	230/1/50/10
EL CABLE (M)	5	5
STAINLESS STEEL PISTONS	3	3
DETERGENT TANK (L)	2	2
SUCTION HEIGHT - PRIMED (M)	0,5	0,5
NOZZLE SIZE	0370	.0350
FEATURES		
SINGLE-PHASE	•	•
ERGO ACCESSORY SYSTEM	•	•
STAINLESS STEEL PISTONS	•	•
ADDITIONAL ROTARY JET LANCE	•	•
BRASS CYLINDER HEAD	•	•
AUTOMATIC START/STOP	•	•
STANDARD EQUIPMENT		
HOSE CONNECTOR	32541	32541
HP HOSE DN6 15M SWIVEL 3/	101406176	
HOSE COMPLETE POSEIDON		126528620
TURBOHAMMER PLUS 1115		106403001
FLEXOPOWER PLUS 960	106402282	106402282
ERGO 2000 STANDARD W.HOSE	106403122	106403122
TORNADO KIT (RING/NOZZLE)		101119736
TORNADO KIT (RING/NOZZLE)	101119737	
ITEM NO.	128470137	128470250



- Ergonomic and compact design
- Detergent injector hose and doser
- XT model with hose reel, additional hose and rotary jet lance
- Ergo accessory concept



Compact mobile cold water pressure washers, in 240, 110 and 415 V

The POSEIDON 3 cold water line combines a high performance level for increased cleaning efficiency, ergonomic design and robustness for superior everyday cleaning. Models designed for everyday use by tradesmen, on small construction sites, hobby and milk farms or in hire.



TECHNICAL DATA	POSEIDON 3-26	POSEIDON 3-26 XT	POSEIDON 3-30	POSEIDON 3-40	POSEIDON 3-40 XT
PUMP PRESSURE (BAR/MPa)	150/15	150/15	130/13	170/17	170/17
CLEANING IMPACT (KG/FORCE)	2,6	2,6	3,0	4,0	4,0
WATER FLOW QMAX/QIEC (L/H)	570/600	570/520	660/600	830/750	830/750
MAX INLET TEMPERATURE (°C)	60	60	60	60	60
PUMP (RPM)	2800	2800	2800	2800	2800
DIMENSIONS LXWXH (MM)	400x400x1020	400x400x1020	400x400x1020	400x400x1020	400x400x1020
WEIGHT (KG)	34	36	35	35	36
POWER CONSUMPTION (KW)	2,6	2,6	3,0	4,2	4,2
VOLTAGE/PHASE/FREQUENCY/CURRENT (V~/HZ/A)	230/1/50/13	230/1/50/13	110/1/50/28,1	400/3/50/8,5	400/3/50/8,5
NUMBER OF PISTONS	3	3	3	3	3
STAINLESS STEEL PISTONS	X	X	X	X	X
SUCTION HEIGHT DRY (M)	0,5	0,5	0,5	0,5	0,5
NOZZLE SIZE	0370	0370	0435	0450	0450
FEATURES					
COUPLING	•	•	•	•	•
AUTOMATIC STANDBY	•	•	•	•	•
SINGLE-PHASE	•	•	•		
THREE PHASE				•	•
ADDITIONAL ROTARY JET LANCE		•			•
STANDARD EQUIPMENT					
HOSE CONNECTOR	32541	32541	32541	32541	32541
REPAIR KIT (M.FCOUP/RESTR)	101119496	101119496	101119496	101119496	101119496
HP HOSE DN6 15M SWIVEL 3/		101406176			101406176
10 M WIRE HOSE DN6	301002275		301002275	301002275	
TURBO HAMMER					106402290
FLEXOPOWER PLUS 990 BEND	106402281	106402281	106402281	106402281	106402281
ERGO 2000 STANDARD W.HOSE	106403122	106403122	106403122	106403122	106403122
Hose reel kit P3		301002343			301002343
TORNADO KIT (RING/NOZZLE)	101119737	101119737			
TORNADO KIT (RING/NOZZLE)			101119739		
TORNADO KIT (RING/NOZZLE)				101119740	101119740
ITEM NO.	301002202	301002203	301002204	301002221	301002222

POSEIDON 4 - Medium Mobile Cold Water

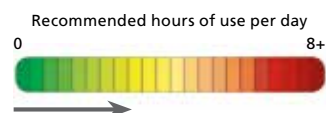


- 1450 rpm pump
- 3 ceramic pistons
- 4 litre detergent tank (Optional for POSEIDON 4-28)
- Ergonomic design



Medium-size mobile cold water high pressure washers, efficient 1450 rpm motor

The POSEIDON 4 is a robust and durable addition to our low mid range line of cold water pressure washers. Ideal for small and medium sized agricultural sites or craftsmen and trade. The machine is powered by a tough and efficient 1450 rpm motor giving long lifetime and high reliability.



TECHNICAL DATA	POSEIDON 4-28	POSEIDON 4-28 XT	POSEIDON 4-36	POSEIDON 4-36 XT	POSEIDON 4-31
PUMP PRESSURE (BAR/MPA)	150/15	150/15	160/16	160/16	100/10
CLEANING IMPACT (KG/FORCE)	2,8	2,8	3,6	3,6	3,1
WATER FLOW QMAX/QIEC (L/H)	620/560	620/560	760/700	760/700	770/720
MAX INLET TEMPERATURE (°C)	60	60	60	60	60
PUMP (RPM)	1450	1450	1450	1450	1450
DIMENSIONS LXWXH (MM)	450x380x1030	450x380x1030	450x380x1030	450x380x1030	450x380x1030
WEIGHT (KG)	37	40	37	40	40
POWER CONSUMPTION (KW)	2,9	2,9	4,2	4,2	2,9
VOLTAGE/PHASE/FREQUENCY/CURRENT (V~/HZ/A)	230/1/50/13	230/1/50/13	400/3/50/7,6	400/3/50/7,6	230/1/50/13
EL CABLE (M)	5	5	5	5	5
DETERGENT TANK (L)	4	4	4	4	4
SUCTION HEIGHT DRY (M)	0,5	0,5	0,5	0,5	0,5
NOZZLE SIZE	0400	0400	0450	0450	0600
FEATURES					
DETERGENT TANK	•	•	•	•	•
AUTOMATIC STANDBY	•	•	•	•	•
SINGLE-PHASE	•	•			•
THREE PHASE			•	•	
HOSE REEL		•		•	
ADDITIONAL ROTARY JET LANCE		•		•	
CERAMIC PISTONS	•	•	•	•	•
STANDARD EQUIPMENT					
HOSE CONNECTOR	32541	32541	32541	32541	32541
REPAIR KIT (M.FCUP/RESTR)	101119496	101119496	101119496	101119496	101119496
HP HOSE DN6 15M SWIVEL 3/		101406176		101406176	
10 M WIRE HOSE DN6	301002275		301002275		301002275
TURBO HAMMER				106402290	
TURBOHAMMER PLUS		106403002			
FLEXOPOWER PLUS 990 BEND	106402281	106402281	106402281	106402281	106402281
ERGO 2000 STANDARD W.HOSE	106403122	106403122	106403122		106403122
ERGO 2000 VARIO PRESS				106403123	
HOSE REEL KIT		301002701		301002701	
TORNADO KIT (RING/NOZZLE	101119738	101119738			
TORNADO KIT (RING/NOZZLE			101119740	101119740	
TORNADO KIT (RING/NOZZLE					101119744
ITEM NO.	301002905	301002911	301002914	301002918	301003184

POSEIDON 5 PA-FA - Medium Mobile Cold Water



- Tough and sturdy design with 30mm steel frame
- Optimal storage and transport with foldable handle and easy lifting points
- High mobility with large rear wheels and front castor wheel
- Easy accessibility to pump, optimal service concept
- Ergonomic accessory concept



Innovative and versatile mid range cold water high pressure washers

The POSEIDON 5 PA-FA mid range are the most versatile partners for demanding customers in agriculture, industry, construction and automotive. The POSEIDON 5 range succeeds in combining an unmatched level of mobility and ease of use with unbeatable robustness, optimal service and great storage features.



TECHNICAL DATA	POSEIDON 5-32 PA	POSEIDON 5-32 PAXT	POSEIDON 5-41 PA	POSEIDON 5-41 PAXT	POSEIDON 5-56 PA	POSEIDON 5-56 FA	POSEIDON 5-56 PAXT	POSEIDON 5-62 PA	POSEIDON 5-62 FA	POSEIDON 5-62 PAXT	POSEIDON 5-53 PA	POSEIDON 5-53 PAXT
PUMP PRESSURE (BAR/MPa)	100/10	100/10	180/18	180/18	200/20	200/20	200/20	220/22	220/22	220/22	200/20	200/20
CLEANING IMPACT (KG/FORCE)	3,2	3,2	4,1	4,1	5,6	5,6	5,6	6,2	6,2	6,2	5,3	5,3
WATER FLOW QMAX/QIEC (L/H)	770/640	770/640	840/760	840/760	1050/960	1050/960	1050/960	1130/1040	1130/1040	1130/1040	1000/940	1000/940
MAX INLET TEMPERATURE (°C)	60	60	60	60	60	60	60	60	60	60	60	60
PUMP (RPM)	1450	1450	1450	1450	1450	1450	1450	1450	1450	1450	1450	1450
DIMENSIONS LXWXH (MM)	735x570x1020	890x570x1020	735x570x1020	890x570x1020	735x570x1020	735x570x1020	890x570x1020	735x570x1020	735x570x1020	890x570x1020	735x570x1020	890x570x1020
WEIGHT (KG)	68	73	66	72	73	73	78	78	79	85	71	76
POWER CONSUMPTION (KW)	2,6	2,6	4,8	4,8	6,1	6,1	6,1	7,4	7,4	7,4	6,1	6,1
VOLTAGE/PHASE/FREQUENCY/CURRENT (V~/HZ/A)	230/1/50/12	230/1/50/12	400/3/50/8,5	400/3/50/8,5	400/3/50/11,4	400/3/50/11,4	400/3/50/11,4	400/3/50/13,3	400/3/50/13,3	400/3/50/13,3	400/3/50/11,4	400/3/50/11,4
EL CABLE (M)	5	5	5	5	5	5	5	5	5	5	5	5
SUCTION HEIGHT DRY (M)	1	1	1	1	1	1	1	1	1	1	1	1
NOZZLE SIZE	0475	0475	0400	0400	0500	0500	0500	0530	0530	0530	0500	0500
FEATURES												
DETERGENT TANK	•	•			•	•	•	•	•	•		
ROBUST STEEL CHASSIS AND FRAME	•	•	•	•	•	•	•	•	•	•	•	•
BIG WHEELS AND CONVENIENT GRIP	•	•	•	•	•	•	•	•	•	•	•	•
PARKING BRAKE	•	•			•	•	•	•	•	•		
CERAMIC PISTONS	•	•	•	•	•	•	•	•	•	•	•	•
2 x DETERGENT INJECTOR	•	•					•	•	•	•		
1 x DETERGENT INJECTOR					•	•						
STANDARD EQUIPMENT												
HOSE NOZZLE			61369	61369	61369	61369	61369	61369	61369	61369	61369	61369
quick coupling	1602945	1602945										
REPAIR KIT (M.FCOUP/RESTR	101119496	101119496	101119496	101119496	101119496	101119496	101119496	101119496	101119496	101119496	101119496	101119496
10M HP HOSE 5/16in DN8 DB	101405770				101405770	101405770		101405770	101405770			
15M HP HOSE 5/16in DN8 DB		301001100					301001100					
20M HP HOSE 5/16in DN8 DB										301001101		
10 M WIRE HOSE DN6	301002275		301002275								301002275	
TORNADO PLUS 1120					106403010	106403010	106403010	106403010	106403010	106403010		
TURBOHAMMER PLUS										106402292		
TURBO HAMMER PLUS		106403003		106403002				106403003				106403003
FLEXOPOWER PLUS 1120			106402280	106402280							106402280	106402280
ERGO 2000 STANDARD W.HOSE	106403122	106403122	106403122	106403122	106403122	106403122	106403122	106403122	106403122	106403122	106403122	106403122
TORNADO KIT (RING/NOZZLE			101119738	101119738								
TORNADO KIT (RING/NOZZLE	101119741	101119741			101119741	101119741	101119741				101119741	101119741
TORNADO KIT (RING/NOZZLE								101119742	101119742	101119742		
TURBO HAMMER NOZZLE W12 0		301001108										301001108
ITEM NO.	107146700	107146701	107146705	107146708	107146711	107146714	107146716	107146718	107146721	107146722	107146727	107146728

POSEIDON 6 FA - Premium Mobile Cold Water

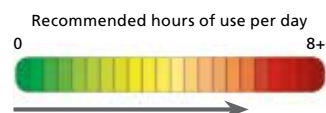


- NA6 4 ceramic piston pump with 80 C inlet temp
- Tough and sturdy design with 30mm steel frame
- Optimal storage and transport with foldable handle and easy lifting points
- High mobility with large rear wheels and front castor wheel
- Easy accessibility to pump, optimal service concept
- Ergonomic accessory concept
- Flow activated control system
- Low pump oil safety function



Heavy duty for intensive use in a wide range of applications

The new POSEIDON 6 FA range of cold water pressure washers finally brings together an unbeatable working life and durability, high cleaning performance and optimal ergonomics for the most demanding of heavy duty cleaning tasks for industry, agriculture, shipping, transport sector and food industry.



TECHNICAL DATA	POSEIDON 6-64 FA	POSEIDON 6-64 FAXT	POSEIDON 6-65 FA	POSEIDON 6-79 FA	POSEIDON 6-65 FAXT	POSEIDON 6-79 FAXT	POSEIDON 6-61 FFA
PUMP PRESSURE (BAR/MPA)	250/25	250/25	180/18	170/17	180/18	170/17	100/10
CLEANING IMPACT (KG/FORCE)	6,4	6,4	6,5	7,9	6,5	7,9	6,1
WATER FLOW QMAX/QIEC (L/H)	1100/1010	1100/1010	1310/1200	1610/1500	1310/1200	1610/1500	1610/1500
MAX INLET TEMPERATURE (°C)	80	80	80	80	80	80	80
PUMP (RPM)	1450	1450	1450	1450	1450	1450	1450
DIMENSIONS LXWXH (MM)	775x570x1020	930x570x1020	775x570x1020	775x570x1020	930x570x1020	930x570x1020	775x570x1020
WEIGHT (KG)	89	96	86	89	93	96	80
POWER CONSUMPTION (KW)	8,5	8,8	7,4	8,8	7,7	9,0	5,7
VOLTAGE/PHASE/FREQUENCY/CURRENT (V~/HZ/A)	400/3/50/15	400/3/50/15,5	400/3/50/14,5	400/3/50/16	400/3/50/14,5	400/3/50/16	400/3/50/10
EL CABLE (M)	8	8	8	8	8	8	8
SUCTION HEIGHT DRY (M)	1	1	1	1	1	1	1
NOZZLE SIZE	0475	0475	0700	0950	0700	0950	1300
FEATURES							
STAINLESS STEEL FRAME							•
HOSE REEL		•			•	•	•
PUMP OIL WARNING SYSTEM	•	•	•	•	•	•	•
FLOW-ACTIVATED CONTROL SYSTEM	•	•	•	•	•	•	•
NA6 - 4 CERAMIC PISTON PUMP	•	•	•	•	•	•	•
DELAYED AUTOMATIC START STOP	•	•	•	•	•	•	•
2 x DETERGENT INJECTOR	•	•	•	•	•	•	•
STANDARD EQUIPMENT							
HOSE NOZZLE	61369	61369	61369	61369	61369	61369	61369
REPAIR KIT (M.FCOUP/RESTR	101119496	101119496	101119496	101119496	101119496	101119496	101119496
HOSE 15 M. BLACK 3/8in HS		1402064			1402064	1402064	
10MTR 3/8TH BLACK HOSE	6101766		6101766	6101766			
HOSE. COMP.NON-BLACKING 0							6101767
TORNADO PLUS 1120	106403010	106403010	106403010	106403010	106403010	106403010	106403010
TURBOHAMMER PLUS 1125		106402291					
TURBO HAMMER PLUS 1125					106402294		
TURBOHAMMER PLUS 1130 STR						106403078	
ERGO 3000 SPRAY GUN W SWI						106402190	
ERGO 2000 STANDARD W.HOSE	106403122	106403122	106403122	106403122	106403122	106403122	106403122
HOSE REEL KIT		106403143			106403143	106403143	
TORNADO NOZZLE 0950 DARK				101117655		101117655	
TORNADO KIT (RING/NOZZLE			101119748		101119748		
TORNADO KIT (RING/NOZZLE							101119760
NOZZLE	301150005	301150005					
ITEM NO.	107146751	107146758	107146752	107146755	107146759	107146761	107146763



- C3 4 ceramic piston pump with 85°C inlet temp
- Tough and sturdy design with 30mm steel frame
- Optimal storage and transport with foldable handle and easy lifting points
- High mobility with large rear wheels and front castor wheel
- Easy accessibility to pump, optimal service concept
- Ergonomic accessory concept
- Low activated control system
- Low pump oil safety function



Ultimate industrial quality for the toughest of industrial applications

The POSEIDON 7 FA industrial range of cold water pressure washers combines the renowned lifetime and quality of the C3 pump with optimal ergonomics to bring an unbeatable heavy duty pressure washer for industry, agriculture, shipping, transport sector and food industry.



TECHNICAL DATA	POSEIDON 7-67 FA	POSEIDON 7-67 FAXT	POSEIDON 7-67 FFA	POSEIDON 7-67 FBFA
PUMP PRESSURE (BAR/MPA)	195/19,5	195/19,5	195/19,5	195/19,5
CLEANING IMPACT (KG/FORCE)	6,7	6,7	6,7	6,7
WATER FLOW QMAX/QIEC (L/H)	1280/1180	1280/1180	1280/1180	1280/1180
MAX INLET TEMPERATURE (°C)	85	85	85	70
PUMP (RPM)	1450	1450	1450	1450
DIMENSIONS LXWXH (MM)	775x570x1020	930x570x1020	775x570x1020	775x649x1020
WEIGHT (KG)	89	95	89	94
POWER CONSUMPTION (KW)	8	8	8	8
VOLTAGE/PHASE/FREQUENCY/CURRENT (V~/HZ/A)	400/3/50/14	400/3/50/15	400/3/50/14	400/3/50/14
EL CABLE (M)	8	8	8	8
DETERGENT TANK CAPACITY (L)	2 x 2,5	2 x 2,5	2 x 2,5	2 x 2,5
SUCTION HEIGHT DRY (M)	1	1	1	1
NOZZLE SIZE	0680	0680	0680	0680
FEATURES				
STAINLESS STEEL FRAME			•	•
C3 4-CERAMIC PISTON PUMP	•	•	•	•
HOSE REEL		•		
FOOD INDUSTRY WHEELS AND HOSE			•	•
PUMP OIL WARNING SYSTEM	•	•	•	•
FLOW-ACTIVATED CONTROL SYSTEM	•	•	•	•
DELAYED AUTOMATIC START STOP	•	•	•	•
STANDARD EQUIPMENT				
HOSE NOZZLE	61369	61369	61369	61369
REPAIR KIT (M.FCOUP/RESTR	101119496	101119496	101119496	101119496
HOSE 15 M. BLACK 3/8in HS		1402064		
10MTR 3/8TH BLACK HOSE	6101766			
HOSE. COMP.NON-BLACKING 0			6101767	6101767
TORNADO PLUS 1120	106403010	106403010	106403010	106403010
TURBO HAMMER PLUS 1125		106402294		
ERGO 2000 STANDARD W.HOSE	106403122	106403122	106403122	106403122
HOSE REEL KIT		106403143		
FOAM INJ W BY-PASS SS				6401243
TORNADO KIT (RING/NOZZLE	101119747	101119747	101119747	101119747
ITEM NO.	107146800	107146801	107146802	107146812

POSEIDON 8 - Premium Mobile Cold Water

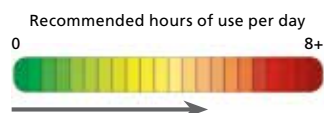


- Steel or stainless steel frame variants
- Slow running 1450 rpm motors with low noise level
- Ceramic pistons for longer working life
- Simple and easy to use
- Parking brake
- 15 m HP hose



The ultimate in durability and robustness for tough applications requiring high water flow

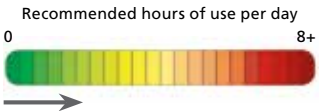
POSEIDON 8 is a tough, robust cold water range combining high water flow and high pressure. The POSEIDON 8 is available with both powder coated frame or stainless steel frame for additional resistance in tough environments. The POSEIDON 8 is also available in four performance levels.



TECHNICAL DATA	POSEIDON 8-111	POSEIDON 8-125	POSEIDON 8-111 ST	POSEIDON 8-125 ST
PUMP PRESSURE (BAR/MPA)	180/18	160/16	180/18	160/16
CLEANING IMPACT (KG/FORCE)	11,1	12,5	11,1	12,5
WATER FLOW QMAX/QIEC (L/H)	2100/2050	2500/2450	2100/2050	2500/2450
MAX INLET TEMPERATURE (°C)	50	50	50	50
PUMP (RPM)	1450	1450	1450	1450
DIMENSIONS LXWXH (MM)	900x660x910	900x660x910	900x660x910	900x660x910
WEIGHT (KG)	130	130	130	130
POWER CONSUMPTION (KW)	14	14,5	14	14,5
VOLTAGE/PHASE/FREQUENCY/CURRENT (V/~/HZ/A)	400/3/50/24	400/3/50/24,9	400/3/50/24	400/3/50/24,9
EL CABLE (M)	5	5	5	5
CERAMIC PISTONS	3	3	3	3
SUCTION HEIGHT DRY (M)	1,5	1,5	1,5	1,5
SUCTION HEIGHT - PRIMED (M)	2,5	2,5	2,5	2,5
NOZZLE SIZE	1200	1590	1200	1590
FEATURES				
FULL CERAMIC PISTONS	•	•	•	•
STAINLESS STEEL FRAME			•	•
SILENT POWER - 1450 RPM MOTOR	•	•	•	•
ERGO ACCESSORY SYSTEM	•	•	•	•
PARKING BRAKE	•	•	•	•
PNEUMATIC WHEELS	•	•	•	•
STANDARD EQUIPMENT				
HOSE NIPPLE 3/4in	6577	6577	6577	6577
REPAIR KIT (M.FCOUP/RESTR	101119496	101119496	101119496	101119496
HOSE 15 M. BLACK 3/8in HS	1402064		1402064	
15 M 2 WIRE HOSE Ø 1/2" D		4810213		4810213
TORNADO PLUS 1120 BEND	106403014	106403014	106403014	106403014
ERGO 3000 SPRAY GUN W SWI		106402190		106402190
ERGO 2000 STANDARD W.HOSE	106403122		106403122	
TORNADO KIT (RING/NOZZLE	101119758		101119758	
TORNADO + NZLE 1590 1/8"N		301150004		301150004
ITEM NO.	301002534	301002535	301002618	301002619



- EcoPower boiler with >92% efficiency
- Reduced running costs
- Stainless steel piston
- Easy to use control panel... all controls in one place
- Ergo accessory system for additional user comfort



Compact mobile hot water high pressure washer, vertical design, semi-prof users

Compact and very mobile hot water machine, with a unique vertical design, which gives good possibilities for storage and transportation. This innovative design is ideal for vehicles, trade and small-scale agriculture.

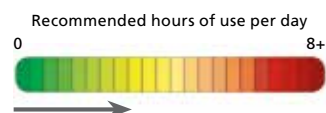


TECHNICAL DATA	NEPTUNE 1-22
PUMP PRESSURE (BAR/MPA)	110/10
CLEANING IMPACT (KG/FORCE)	2,2
WATER FLOW QMAX/QIEC (L/H)	600/540
PUMP (RPM)	2800
WATER TEMPERATURE (WATER/STEAM) (°C)	80/-
MAX INLET TEMPERATURE (°C)	40
FUEL CONSUMPTION DT 45 °C (KG/H)	2,4
FUEL TANK (L)	17
DIMENSIONS LXWXH (MM)	607x688x1000
WEIGHT (KG)	94
POWER CONSUMPTION (KW)	2,8
VOLTAGE/PHASE/FREQUENCY/CURRENT (V/~/HZ/A)	230/3/50/12
DETERGENT TANK (L)	5
EL CABLE (M)	5
SOUND LEVEL LPA/LWA (DBA)	90/
NOZZLE SIZE	0400
NUMBER OF PISTONS	3
FEATURES	
SINGLE-PHASE	•
ECO POWER BOILER-HIGH EFFICIENCY	•
STAINLESS STEEL PISTONS	•
COMPACT DESIGN	•
SERVICE INDICATOR	•
AUTOMATIC START/STOP	•
FLAME SENSOR	•
STANDARD EQUIPMENT	
HOSE CONNECTOR	32541
REPAIR KIT (M.FCOUP/RESTR)	101119496
10 M WIRE HOSE DNG	301002275
FLEXOPOWER PLUS 990 BEND	106402281
ERGO 2000 STANDARD W.HOSE	106403122
TORNADO KIT (RING/NOZZLE	101119738
ITEM NO.	107145001

NEPTUNE 2 SPECIAL - Compact mobile hot water



- EcoPower boiler with >92% efficiency and reduced fuel cost
- 1450 rpm motor pump unit with ceramic piston pump
- Delayed start stop function
- Robust steel frame
- Compact, vertical design reducing storage footprint
- Easy to use control panel... all controls in one place
- Ergonomic accessory system for additional user comfort
- Machine protection through low fuel sensor, exhaust gas sensor, flame sensor
- Duo motor system
- High pressure detergent with removable detergent tank



Compact mobile hot water high pressure washers with unique vertical design combined with long-life motor

NEPTUNE 2 SPECIAL is a compact hot water pressure washer combining robust vertical design and 1450 rpm professional motor pump units for cleaning of low to medium intensity. Ideal in sectors such as vehicle, trade and small agriculture.



TECHNICAL DATA	NEPTUNE 2-26 SPECIAL
PUMP PRESSURE (BAR/MPA)	140/14
CLEANING IMPACT (KG/FORCE)	2,6
WATER FLOW QMAX/QIEC (L/H)	600/560
PUMP (RPM)	1450
WATER TEMPERATURE (WATER/STEAM) (°C)	80
MAX INLET TEMPERATURE (°C)	40
FUEL CONSUMPTION DT 45 °C (KG/H)	2,5
FUEL TANK (L)	17
DIMENSIONS LXWXH (MM)	607x688x1000
WEIGHT (KG)	97
POWER CONSUMPTION (KW)	3,4
VOLTAGE/PHASE/FREQUENCY/CURRENT (V/~/HZ/A)	230/1/50/14,5
DETERGENT TANK (L)	5
EL CABLE (M)	5
NOZZLE SIZE	0350
FEATURES	
DETERGENT TANK	•
ECO POWER BOILER-HIGH EFFICIENCY	•
SERVICE INDICATOR	•
BRASS CYLINDER HEAD	•
AUTOMATIC ON/OFF AND DELAYED ACTION	•
FLAME SENSOR	•
STANDARD EQUIPMENT	
HOSE CONNECTOR	32541
REPAIR KIT (M.FCOUP/RESTR)	101119496
10 M WIRE HOSE DN6	301002275
UNIVERSAL PLUS LANCE	106403036
ERGO 2000 STANDARD W.HOSE	106403122
TORNADO KIT (RING/NOZZLE)	101119736
ITEM NO.	107145024

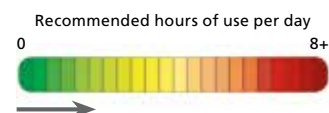


- EcoPower boiler with >92% efficiency and reduced fuel cost
- Robust steel frame
- Compact, vertical design reducing storage footprint
- Easy to use control panel... all controls in one place
- Ergo accessory system for additional user comfort
- Machine protection through low fuel sensor, exhaust gas sensor, flame sensor
- Duo Motor system
- High pressure detergent with removable detergent tank



Compact mobile hot water high pressure washers with unique vertical design

The NEPTUNE 2 model is ideal for everyday, low frequency cleaning tasks in the automotive segment, for tradesmen or around small farms. NEPTUNE 2 combines a unique, highly mobile design with great performance levels and ground breaking features from the larger NEPTUNE lines.



TECHNICAL DATA	NEPTUNE 2-25 X
PUMP PRESSURE (BAR/MPA)	90/9
CLEANING IMPACT (KG/FORCE)	2,5
WATER FLOW QMAX/QIEC (L/H)	670/640
PUMP (RPM)	2800
WATER TEMPERATURE (WATER/STEAM) (°C)	80/150
MAX INLET TEMPERATURE (°C)	40
FUEL CONSUMPTION DT 45 °C (KG/H)	3,1
FUEL TANK (L)	17
DIMENSIONS LXWXH (MM)	607x688x1071
WEIGHT (KG)	112
POWER CONSUMPTION (KW)	3,1
VOLTAGE/PHASE/FREQUENCY/CURRENT (V/~/HZ/A)	230/1/50/12,4
DETERGENT TANK (L)	5
CERAMIC PISTONS	3
EL CABLE (M)	5
NOZZLE SIZE	.0530
FEATURES	
DETERGENT TANK	•
ECO POWER BOILER-HIGH EFFICIENCY	•
HOSE REEL	•
SERVICE INDICATOR	•
BRASS CYLINDER HEAD	•
AUTOMATIC ON/OFF AND DELAYED ACTION	•
FLAME SENSOR	•
STANDARD EQUIPMENT	
HOSE CONNECTOR	32541
REPAIR KIT (M.FCOUP/RESTR)	101119496
HP HOSE DN6 15 FOR	101117763
10 M WIRE HOSE DN6	
UNIVERSAL PLUS LANCE	106403036
ERGO 2000 STANDARD W.HOSE	106403122
HOSE REEL CPL. FOR	107145197
TORNADO KIT (RING/NOZZLE	101119742
ITEM NO.	107145006

NEPTUNE 4 - Medium mobile hot water

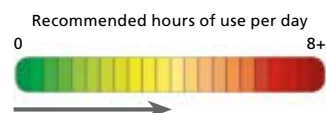


- EcoPower boiler with > 92% efficiency
- Full ceramic piston pump
- Reduced running costs
- 1450 rpm motor with low noise level
- Easy to use control panel: all controls on one place
- Ergo accessory system for additional user comfort



Medium sized mobile hot water pressure washer for medium duty efficient cleaning

The NEPTUNE 4 series delivers high performance, ease of use, low noise and high cleaning efficiency... as well as low running and maintenance costs, robustness, durability and high cleaning efficiency. Heating costs are reduced with the award-winning EcoPower boiler (> 92% efficiency).



TECHNICAL DATA	NEPTUNE 4-28	NEPTUNE 4-28 X	NEPTUNE 4-54 X
PUMP PRESSURE (BAR/MPa)	90/9	90/9	200 / 20
CLEANING IMPACT (KG/FORCE)	2,8	2,8	5,4
WATER FLOW QMAX/QIEC (L/H)	770/720	770/720	1050/1000
PUMP (RPM)	1450	1450	1450
WATER TEMPERATURE (WATER/STEAM) (°C)	90/150	90/150	90/150
FUEL CONSUMPTION DT 45 °C (KG/H)	3,3	3,3	2,9
FUEL TANK (L)	15	15	15
DIMENSIONS LXWXH (MM)	1053x685x760	1053x685x760	1053x685x760
WEIGHT (KG)	131	131	137
POWER CONSUMPTION (KW)	3	3	7,9
VOLTAGE/PHASE/FREQUENCY/CURRENT (V~/HZ/A)	230/1/50/13	230/1/50/13	400/3/50/13
CERAMIC PISTONS	X	X	X
EL CABLE (M)	5	5	5
SOUND POWER LEVEL, RE DIRECTIVE 2000/14/EU (LWA)			93
NOZZLE SIZE	0640	0650	0500
NUMBER OF PISTONS	3	3	3
STANDARD EQUIPMENT			
QUICK COUPLING	1602945	1602945	1602945
REPAIR KIT (M.FCOUP/RESTR)	101119496	101119496	101119496
HOSE 15 M. BLACK 3/8in HS			1402064
5/16in 1 WIRE HOSE COMPL			
10M HP HOSE 5/16in DN8 DB	101405770		
15M HP HOSE 5/16in DN8 DB		301001100	
TORNADO PLUS 1000 BEND			106403011
UNIVERSAL PLUS LANCE	106403036	106403036	
ERGO 2000 STANDARD W.HOSE	106403122	106403122	106403122
HOSE REEL 20M SET		301001688	301001688
TORNADO KIT (RING/NOZZLE			101119741
TORNADO KIT (RING/NOZZLE	101119745		
TORNADO KIT (RING/NOZZLE	101119746	101119746	
ITEM NO.	301002472	301002637	301003029

NEPTUNE 5 - Medium mobile hot water

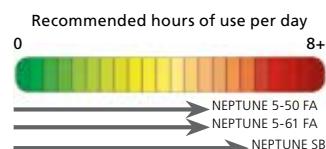


- EcoPower boiler with > 92% efficiency
- Full ceramic piston pump
- Reduced running costs 1450 rpm motor with low noise level
- Quick Service concept reduces maintenance costs
- Easy to use control panel, all controls on one place
- Ergo quick change accessory system for additional user comfort



Medium sized mobile hot water high pressure washers for cleaning in any sector

The versatile NEPTUNE 5 series combines low running costs, ease of use, low noise and high cleaning efficiency. The most effective tool for daily hot water cleaning in any sector.



TECHNICAL DATA	NEPTUNE 5-28	NEPTUNE 5-28 X2	NEPTUNE 5-57 X	NEPTUNE SB EU
PUMP PRESSURE (BAR/MPa)	95/9,5	95/9,5	200/20	170/17
CLEANING IMPACT (KG/FORCE)	2,8	2,8	5,7	4,2
WATER FLOW QMAX/QIEC (L/H)	770/730	770/730	1080/1000	860/800
PUMP (RPM)	1450	1450	1450	1450
WATER TEMPERATURE (WATER/STEAM) (°C)	90/150	90/150	90-150	66/
MAX INLET TEMPERATURE (°C)	40	40	40	40
FUEL CONSUMPTION DT 45 °C (KG/H)	3,5	3,5	4,7	3,8
FUEL TANK (L)	35	35	35	35
DIMENSIONS LXWXH (MM)	1190x702x987	1190x702x987	1190x702x987	1190x702x987
WEIGHT (KG)	175	183	189	190
POWER CONSUMPTION (KW)	3	3	7,9	5,6
VOLTAGE/PHASE/FREQUENCY/CURRENT (V~/HZ/A)	230/1/50/13	230/1/50/13	400/3/50/14,3	400/3/50/10,5
DETERGENT TANK (L)	A: 15 + B: 10	A: 15 + B: 10	A: 15 + B: 10	15+10
CERAMIC PISTONS	X	X	X	
EL CABLE (M)	5	10	5	5
SOUND POWER LEVEL, RE DIRECTIVE 2000/14/EU (LWA)	88	88	91	90
NOZZLE SIZE	.0600	0600	0550	0475 - 0700
NUMBER OF PISTONS	3	3	3	
FEATURES				
ECO POWER BOILER-HIGH EFFICIENCY	•	•	•	•
PUMP OIL WARNING SYSTEM	•	•	•	•
SERVICE INDICATOR	•	•	•	•
AUTOMATIC ON/OFF AND DELAYED ACTION	•	•	•	•
FLOW-ACTIVATED CONTROL SYSTEM	•	•	•	•
FLAME SENSOR	•	•	•	•
STANDARD EQUIPMENT				
QUICK COUPLING	1602945	1602945	1602945	
REPAIR KIT (M.FCOUP/RESTR	101119496	101119496	101119496	101119496
HOSE NOZZLE 20R3/4				61369
HOSE 20 M. BLACK 3/8in HS			1402072	
10M HP HOSE 5/16in DN8 DB	101405770			101405770
20M HP HOSE 5/16in DN8 DB		301001101		
TORNADO PLUS 1120			106403010	
UNIVERSAL PLUS 1080 W/O NOZZ STRAIGHT				106403033
UNIVERSAL PLUS LANCE 1230 BEND W/O NOZZL				106403034
UNIVERSAL PLUS LANCE 1080	106403035	106403035		
UNIVERSAL PLUS LANCE 940 BEND W/O NOZZ				106403036
ERGO 2000 STANDARD W.HOSE	106403122	106403122		106403122
HOSE REEL 50M SET		301001131	301001131	
TORNADO KIT (RING/NOZZLE			101119743	
TORNADO KIT (RING/NOZZLE	101119744	101119744		
ITEM NO.	301000811	301000812	301000823	301002023

NEPTUNE E - Medium mobile hot water

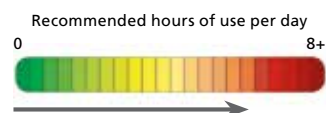


- Pollution free electrical heating
- Three stage water tank heating for precise temperature control and fast heating effect
- 1450 rpm motor with low noise level
- QuickService concept reduces maintenance costs
- Easy to use control panel, all controls in one place
- Ergo accessory system for additional user comfort



Electrically heated hot water for use in areas where exhaust gas must be avoided

The ergonomic and easy to use NEPTUNE design is now adapted to an electrically heated hot water unit. Ideal for use in areas where exhaust gases must be avoided, the NEPTUNE E offers pollution free hot water cleaning.



TECHNICAL DATA	NEPTUNE E12	NEPTUNE E24
PUMP PRESSURE (BAR/MPA)	150/15	150/15
CLEANING IMPACT (KG/FORCE)	3,6	3,6
WATER FLOW QMAX/QIEC (L/H)	750/720	750/720
PUMP (RPM)	1450	1450
MAX INLET TEMPERATURE (°C)	70	70
MAX TEMPERATURE (C)	30-80	30-80
DIMENSIONS LXWXH (MM)	1190x702x987	1190x702x987
WEIGHT (KG)	132	135
VOLTAGE/PHASE/FREQUENCY/CURRENT (V~/HZ/A)	400-415/3/50/24,3	400/3/50/42
CERAMIC PISTONS	3	3
EL CABLE (M)	5	5
SOUND POWER LEVEL, RE DIRECTIVE 2000/14/EU (LWA)	86	87
NOZZLE SIZE	0435	0435
FEATURES		
AUTOMATIC STANDBY	•	•
SILENT POWER - 1450 RPM MOTOR	•	•
QUICK SERVICE - INNOVATIVE CONCEPT	•	•
ERGO ACCESSORY SYSTEM	•	•
WDK DUAL DETERGENT INJECTOR	•	•
PUMP OIL WARNING SYSTEM	•	•
SERVICE INDICATOR	•	•
STANDARD EQUIPMENT		
quick coupling	1602945	1602945
REPAIR KIT (M.FCOUP/RESTR)	101119496	101119496
10M HP HOSE 5/16in DN8 DB	101405770	101405770
UNIVERSAL PLUS LANCE 1080	106403035	106403035
ERGO 2000 STANDARD W.HOSE	106403122	106403122
TORNADO KIT (RING/NOZZLE)	101119739	101119739
ITEM NO.	301002020	301002021

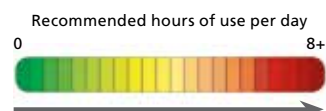


- EcoPower boiler with > 92% efficiency
- C3 pump with 4 ceramic pistons
- Reduced running costs
- 1450 rpm motor with low noise level
- Quick Service concept reduces maintenance costs
- Easy to use control panel, all controls on one place
- Ergo accessory system for additional user comfort



Premium mobile hot water pressure washer for heavy duty industrial tasks

The tough and robust NEPTUNE 7 series combines low running costs, ease of use, low noise and high cleaning efficiency. The most effective tool for heavy duty, industrial hot water cleaning in any sector.

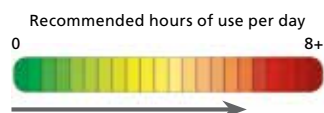


TECHNICAL DATA	NEPTUNE 7-63
PUMP PRESSURE (BAR/MPa)	175/17,5
CLEANING IMPACT (KG/FORCE)	6,3
WATER FLOW QMAX/QIEC (L/H)	1260/1170
PUMP (RPM)	1450
WATER TEMPERATURE (WATER/STEAM) (°C)	90-150
MAX INLET TEMPERATURE (°C)	40
FUEL CONSUMPTION DT 45 °C (KG/H)	5,4
FUEL TANK (L)	35
DIMENSIONS LXWXH (MM)	1190x702x987
WEIGHT (KG)	217
POWER CONSUMPTION (KW)	8,3
VOLTAGE/PHASE/FREQUENCY/CURRENT (V~/HZ/A)	400/3/50/15
DETERGENT TANK (L)	A: 15 + B: 10
CERAMIC PISTONS	X
EL CABLE (M)	5
SOUND POWER LEVEL, RE DIRECTIVE 2000/14/EU (LWA)	93
NOZZLE SIZE	0680
NUMBER OF PISTONS	4
FEATURES	
STANDARD EQUIPMENT	
HOSE NOZZLE	61369
REPAIR KIT (M.FCOUP/RESTR)	101119496
10MTR 3/8TH BLACK HOSE	6101766
TORNADO PLUS 1120	106403010
ERGO 2000 STANDARD W.HOSE	106403122
TORNADO KIT (RING/NOZZLE)	101119747
ITEM NO.	301000826

NEPTUNE 8 - Premium mobile hot water



- EcoPower boiler with > 92% efficiency for reduced fuel cost
- Flow-activated control system for additional comfort in use
- 1450 RPM motor
- High flow pump
- Easy to use control panel
- Ergo 3000 accessory concept
- Steel frame and chassis
- Quick service concept reduces maintenance costs
- Optimal machine protection against low and fuel, low pump oil. Includes flame sensor and exhaust gas temperature sensor.
- Diagnostics system
- 2 way chemical dosing system with automatic flush system



Tough and efficient pressure washer for heavy duty applications requiring high water flow

The high power NEPTUNE 8 combines high pressure and high water flow for routine cleaning of large amounts of dirt in the agriculture, construction, transport or industrial segments. The NEPTUNE 8 combines high cleaning effect with high rinsing and flushing effect



TECHNICAL DATA	NEPTUNE 8-103
PUMP PRESSURE (BAR/MPA)	180/18
CLEANING IMPACT (KG/FORCE)	10,3
WATER FLOW QMAX/QIEC (L/H)	2000/1950
PUMP (RPM)	1450
WATER TEMPERATURE (WATER/STEAM) (°C)	70-150
MAX INLET TEMPERATURE (°C)	40
FUEL CONSUMPTION DT 45 °C (KG/H)	9,1
FUEL TANK (L)	35
DIMENSIONS LXWXH (MM)	1190x702x1020
WEIGHT (KG)	230
POWER CONSUMPTION (KW)	12
VOLTAGE/PHASE/FREQUENCY/CURRENT (V/~/HZ/A)	400/3/50/21
DETERGENT TANK (L)	A: 15 + B:10
CERAMIC PISTONS	3
EL CABLE (M)	5
SOUND POWER LEVEL, RE DIRECTIVE 2000/14/EU (LWA)	97
NOZZLE SIZE	1200
PUMP	3-cyl
FEATURES	
ECO POWER BOILER-HIGH EFFICIENCY	•
SILENT POWER - 1450 RPM MOTOR	•
WDK DUAL DETERGENT INJECTOR	•
PUMP OIL WARNING SYSTEM	•
SERVICE INDICATOR	•
AUTOMATIC ON/OFF AND DELAYED ACTION	•
FLAME SENSOR	•
STANDARD EQUIPMENT	
HOSE NOZZLE	61369
REPAIR KIT (M.FCOUP/RESTR	101119496
10MTR 3/8TH BLACK HOSE	6101766
TORNADO PLUS 1120	106403010
ERGO 2000 STANDARD W.HOSE	106403122
TORNADO KIT (RING/NOZZLE	101119758
ITEM NO.	301001786

Accessories for Industrial Pressure Washers



Couplings and Adapters

Adapters









	POSEIDON 2-25 XT	POSEIDON 2-22 T	POSEIDON 3-26	POSEIDON 3-26XT	POSEIDON 3-30	POSEIDON 3-40	POSEIDON 3-40 XT	POSEIDON 4-28	POSEIDON 4-31	POSEIDON 4-36	POSEIDON 4-36 XT	POSEIDON 4-28 XT	POSEIDON 5-53 PA	POSEIDON 5-53 PAXT	POSEIDON 5-56 PAXT	POSEIDON 5-62 PA	POSEIDON 5-62 FA	POSEIDON 5-62 PAXT	POSEIDON 5-41 PAXT	POSEIDON 5-56 PA	POSEIDON 5-56 FA	POSEIDON 5-32 PA	POSEIDON 5-32 PAXT	POSEIDON 5-41 PA	POSEIDON 6-64 FA	Item no.
HOSE NIPPLE 3/4in																										6577
GEKA COUPLING - 3/4in	●	●	●	●	●	●	●	●	●	●	●	●	●	●	●	●	●	●	●	●	●	●	●	●	●	1311
GEKA COUPLING - 3/4in	●	●	●	●	●	●	●	●	●	●	●	●	●	●	●	●	●	●	●	●	●	●	●	●	●	1718
GEKA COUPLING - 1in								●	●	●	●	●														3250
HOSE CONNECTOR	●	●	●	●	●	●	●	●	●	●	●	●	●	●	●	●	●	●	●	●	●	●	●	●	●	32541
HOSE NOZZLE	●	●	●	●	●	●	●	●	●	●	●	●	●	●	●	●	●	●	●	●	●	●	●	●	●	61369
ADAPTER HP CONNECTION M21								●	●	●	●	●	●	●	●	●	●	●	●	●	●	●	●	●	●	64540
QUICK RELEASE COUPLING								●	●	●	●	●														66159
QUICK RELEASE COUPLING			●	●	●	●	●	●	●	●	●	●														66160
ADAPTOR KEW			●	●	●	●	●	●	●	●	●	●														66161
ADAPTOR KEW			●	●	●	●	●	●	●	●	●	●														66162
QUICK COUPLING NIPPLE	●	●	●	●	●	●	●	●	●	●	●	●	●	●	●	●	●	●	●	●	●	●	●	●	●	1600493
NIPPLE FOR QUICK COUPLING	●	●	●	●	●	●	●	●	●	●	●	●	●	●	●	●	●	●	●	●	●	●	●	●	●	1600659
quick coupling	●	●	●	●	●	●	●	●	●	●	●	●	●	●	●	●	●	●	●	●	●	●	●	●	●	1602945
QUICK COUPLING NIPPLE 03K	●	●	●	●	●	●	●	●	●	●	●	●	●	●	●	●	●	●	●	●	●	●	●	●	●	1603101
QUICK COUPLING NIPPLE 01K	●	●	●	●	●	●	●	●	●	●	●	●	●	●	●	●	●	●	●	●	●	●	●	●	●	1604669
SOCKET	●	●	●	●	●	●	●	●	●	●	●	●	●	●	●	●	●	●	●	●	●	●	●	●	●	1608629
Nipple for spray lance RF													●	●	●	●	●	●	●	●	●	●	●	●	●	1609325
BRANCH PIECE COMPL.													●	●	●	●	●	●	●	●	●	●	●	●	●	4809131
REPAIR KIT (M.FCOUP/RESTR	●	●	●	●	●	●	●	●	●	●	●	●	●	●	●	●	●	●	●	●	●	●	●	●	●	101119496
ERGO 3000 QUICK COUPLING F 3/8	●	●	●	●	●	●	●	●	●	●	●	●	●	●	●	●	●	●	●	●	●	●	●	●	●	106402075




HOSES

WATER HOSE PER METRE			●	●	●	●	●	●	●	●	●	●	●	●	●	●	●	●	●	●	●	●	●	●	●	6465
GEKA COUPLING - 1in			●	●	●	●	●																			1719
HOSE NON-BLACKING 15M, DN10			●	●	●	●	●	●	●	●	●	●	●	●	●	●	●	●	●	●	●	●	●	●	●	1401983
HOSE NON-BLACKING 20M, DN10			●	●	●	●	●	●	●	●	●	●	●	●	●	●	●	●	●	●	●	●	●	●	●	1401991
25M NON-BLACKING HOSE, DN10			●	●	●	●	●	●	●	●	●	●	●	●	●	●	●	●	●	●	●	●	●	●	●	1402007
HOSE NON-BLACKING 30m, DN10			●	●	●	●	●	●	●	●	●	●	●	●	●	●	●	●	●	●	●	●	●	●	●	1402015
HOSE 15 M. BLACK 3/8in HS, DN10			●	●	●	●	●	●	●	●	●	●	●	●	●	●	●	●	●	●	●	●	●	●	●	1402064
HOSE 20 M. BLACK 3/8in HS, DN10			●	●	●	●	●	●	●	●	●	●	●	●	●	●	●	●	●	●	●	●	●	●	●	1402072
HOSE 25M BLACK 3/8in HSD, DN10			●	●	●	●	●	●	●	●	●	●	●	●	●	●	●	●	●	●	●	●	●	●	●	1402080
HOSE 30 METRES STEAM, DN10			●	●	●	●	●	●	●	●	●	●	●	●	●	●	●	●	●	●	●	●	●	●	●	1402098
HOSE STEAM 50 M COMP, DN10			●	●	●	●	●	●	●	●	●	●	●	●	●	●	●	●	●	●	●	●	●	●	●	1402759
3/8in HOSE 1M, DN10			●	●	●	●	●	●	●	●	●	●	●	●	●	●	●	●	●	●	●	●	●	●	●	1402916
HOSE STEAM 2M, DN10			●	●	●	●	●	●	●	●	●	●	●	●	●	●	●	●	●	●	●	●	●	●	●	1402924
3/8in HOSE 3M, DN10			●	●	●	●	●	●	●	●	●	●	●	●	●	●	●	●	●	●	●	●	●	●	●	1402932
HOSE 5 M, DN10			●	●	●	●	●	●	●	●	●	●	●	●	●	●	●	●	●	●	●	●	●	●	●	1402940
5/16in 1 WIRE HOSE COMPL, DN8			●	●	●	●	●	●	●	●	●	●	●	●	●	●	●	●	●	●	●	●	●	●	●	1405569
HOSE 20M 1W, DN8			●	●	●	●	●	●	●	●	●	●	●	●	●	●	●	●	●	●	●	●	●	●	●	1405666
TIGHTENING GASKET, DN8													●	●	●	●	●	●	●	●	●	●	●	●	●	1801075
15 M 2 WIRE HOSE Ø 1/2", DN12																									●	4810213
20 M 2 WIRE HOSE 1/2 DN12																										4810214
HIGH PRESSURE HOSE 1/2in, DN12																										4810219
10MTR 3/8TH BLACK HOSE, DN10			●	●	●	●	●	●	●	●	●	●	●	●	●	●	●	●	●	●	●	●	●	●	●	6101766
HOSE. COMP.NON-BLACKING 0, DN10			●	●	●	●	●	●	●	●	●	●	●	●	●	●	●	●	●	●	●	●	●	●	●	6101767
HOSE COMPL. STEELARM 15M													●	●						●					●	6528613
HP HOSE DN6 15 FOR																										101117763
REPAIR KIT (M/F COUPLING)	●	●	●	●	●	●	●	●	●	●	●	●	●	●	●	●	●	●	●	●	●	●	●	●	●	101119499
10M HP HOSE 5/16in DN8 DB			●	●	●	●	●	●	●	●	●	●	●	●	●	●	●	●	●	●	●	●	●	●	●	101405770
HP HOSE DN6 15M SWIVEL 3/8 F.HOSE REEL	●			●		●					●	●														101406176
NILFISK BA VALVE COMPLETE	●	●											●	●	●	●	●	●	●	●	●	●	●	●	●	106411177
NILFISK BA VALVE COMP. NITO													●	●	●	●	●	●	●	●	●	●	●	●	●	106411178
NILFISK BA VALVE COMP. GEKA													●	●	●	●	●	●	●	●	●	●	●	●	●	106411179
NILFISK BA VALVE WO COUPLER													●	●	●	●	●	●	●	●	●	●	●	●	●	106411184
HOSE COMPLETE POSEIDON 10M		●																								126528620

Accessories for Industrial Pressure Washers

	Hoses																											
	15M HP HOSE 5/16in DN8 DB			○	○	○	○	○	○	○	○			○	●			○	○				●				301001100	
	20M HP HOSE 5/16in DN8 DB			○	○	○	○	○	○	○	○			○	○	○	○	○	●	○	○	○	○	○	○		301001101	
	10 M WIRE HOSE DN6	○	○	●	○	●	●	○	●	●	●			●	○						○		●	○	●		301002275	
	Lances																											
	Tornado Lances																											
	TORNADO PLUS 1120 BEND	○	○	○	○	○	○	○	○	○	○	○	○	○	○	●	●	●	●	○	●	●	○	○	○	○	●	106403010
	TORNADO PLUS 1000 BEND	○	○	○	○	○	○	○	○	○	○	○	○	○	○	○	○	○	○	○	○	○	○	○	○	○		106403011
	TORNADO PLUS 2080 BEND	○	○	○	○	○	○	○	○	○	○	○	○	○	○	○	○	○	○	○	○	○	○	○	○	○	○	106403012
	TORNADO PLUS 630 STRAIGHT	○	○	○	○	○	○	○	○	○	○	○	○	○	○	○	○	○	○	○	○	○	○	○	○	○	○	106403013
	TORNADO PLUS 1120 BEND																										106403014	
	Universal Lances																											
	UNIVERSAL PLUS 2060 STRAIGHT	○	○	○	○	○	○	○	○	○	○	○	○	○	○	○	○	○	○	○	○	○	○	○	○	○	○	106403030
	UNIVERSAL PLUS 1560 W/O STRAIGHT	○	○	○	○	○	○	○	○	○	○	○	○	○	○	○	○	○	○	○	○	○	○	○	○	○	○	106403031
	UNIVERSAL PLUS 650 STRAIGHT	○	○	○	○	○	○	○	○	○	○	○	○	○	○	○	○	○	○	○	○	○	○	○	○	○	○	106403032
	UNIVERSAL PLUS 1080 STRAIGHT	○	○	○	○	○	○	○	○	○	○	○	○	○	○	○	○	○	○	○	○	○	○	○	○	○	○	106403033
	UNIVERSAL PLUS LANCE 1230 BENT	○	○	○	○	○	○	○	○	○	○	○	○	○	○	○	○	○	○	○	○	○	○	○	○	○	○	106403034
	UNIVERSAL PLUS LANCE 1080 BENT	○	○	○	○	○	○	○	○	○	○	○	○	○	○	○	○	○	○	○	○	○	○	○	○	○	○	106403035
UNIVERSAL PLUS LANCE 940 BENT	○	○	○	○	○	○	○	○	○	○	○	○	○	○	○	○	○	○	○	○	○	○	○	○	○	○	106403036	
	PowerSpeed Vario Lances																											
	POWERSPEED VARIO PLUS 770 0340																											106403020
	POWERSPEED VARIO PLUS 770 0500													○	○	○				○		○	○		○		106403023	
	POWER SPEED VARIO PLUS 770 0640																										106403025	
	POWERSPEED VARIO PLUS 1090 - 0340																										106403090	
	POWERSPEED VARIO PLUS 1090 - 0370	○		○	○																						106403091	
	POWERSPEED VARIO PLUS 1090 - 0450						○	○																	○		106403092	
	POWERSPEED VARIO PLUS 1090 - 0500													○	○	○				○	○	○		○		○	106403093	
	POWERSPEED VARIO PLUS 1090 - 0530																○	○	○								106403094	
	POWERSPEED VARIO PLUS 1090 - 0640																										106403095	
	POWERSPEED VARIO PLUS 1090 - 0680																								○		106403096	
	POWERSPEED VARIO PLUS 1090 - 0700																										106403097	
	POWERSPEED VARIO PLUS 1090 - 0950																										106403110	
	TurboHammer Lances																											
	TURBO HAMMER L113 0450 W11					○	○	●		○	●														○		106402290	
	TURBOHAMMER PLUS L113 0500 W11												○	○	○				○	○	○	○		○		106402291		
	TURBOHAMMER PLUS L113 0550 W11													○	○	●											106402292	
	TURBO HAMMER PLUS L113 0600 W11																										106402293	
	TURBO HAMMER PLUS L113 0700 W11																										106402294	
	TURBOHAMMER PLUS L113 0350 W12		●																								106403001	
	TURBOHAMMER PLUS L113 0400 W12							○			●							●						○			106403002	
	TURBO HAMMER PLUS L113 0500 W12												○	●	●				○	○	○	●		○		106403003		
	TURBOHAMMER PLUS 950 0350 W12																										106403077	
	TURBOHAMMER PLUS 1130 STR W11																										106403078	
		FlexoPower Lances																										
FLEXOPOWER PLUS 1120 W/O NOZZ		○	○	○	○	○	○	○	○	○	○	○	○	●	●	○	○	○	○	○	○	○	○	○	○	○	106402280	
FLEXOPOWER PLUS 990 BEND 1010 NOZ		○	○	●	●	●	●	●	●	●	●	●	○	○	○	○	○	○	○	○	○	○	○	○	○	○	106402281	
	FLEXOPOWER PLUS 960 NOZ	●	●	○	○	○	○	○	○	○	○	○	○	○	○	○	○	○	○	○	○	○	○	○	○	○	106402282	
	Short Lances																											
	DOUBLE LANCE W/O NOZZLE L100	○	○	○	○	○	○	○	○	○	○	○	○	○	○	○	○	○	○	○	○	○	○	○	○	○	106402150	
	UNIVERSALLANCE W/O NOZZLE L100	○	○	○	○	○	○	○	○	○	○	○	○	○	○	○	○	○	○	○	○	○	○	○	○	○	106402151	
	FLEXOPOWER W/O NOZZLE L100	○	○	○	○	○	○	○	○	○	○	○	○	○	○	○	○	○	○	○	○	○	○	○	○	○	106402152	


Accessories for Industrial Pressure Washers

	Special Lances																																																																																																																																																																																																																																																																																																																																																																																																																																																																																																																																																																																																																																																																																																																																																																																																																																																																																																																																																																																																																																																																																																																																																																																																																																																																																																																																																																																																																																																																										</
---	----------------	--	--	--	--	--	--	--	--	--	--	--	--	--	--	--	--	--	--	--	--	--	--	--	--	--	--	--	--	--	--	--	--	--	--	--	--	--	--	--	--	--	--	--	--	--	--	--	--	--	--	--	--	--	--	--	--	--	--	--	--	--	--	--	--	--	--	--	--	--	--	--	--	--	--	--	--	--	--	--	--	--	--	--	--	--	--	--	--	--	--	--	--	--	--	--	--	--	--	--	--	--	--	--	--	--	--	--	--	--	--	--	--	--	--	--	--	--	--	--	--	--	--	--	--	--	--	--	--	--	--	--	--	--	--	--	--	--	--	--	--	--	--	--	--	--	--	--	--	--	--	--	--	--	--	--	--	--	--	--	--	--	--	--	--	--	--	--	--	--	--	--	--	--	--	--	--	--	--	--	--	--	--	--	--	--	--	--	--	--	--	--	--	--	--	--	--	--	--	--	--	--	--	--	--	--	--	--	--	--	--	--	--	--	--	--	--	--	--	--	--	--	--	--	--	--	--	--	--	--	--	--	--	--	--	--	--	--	--	--	--	--	--	--	--	--	--	--	--	--	--	--	--	--	--	--	--	--	--	--	--	--	--	--	--	--	--	--	--	--	--	--	--	--	--	--	--	--	--	--	--	--	--	--	--	--	--	--	--	--	--	--	--	--	--	--	--	--	--	--	--	--	--	--	--	--	--	--	--	--	--	--	--	--	--	--	--	--	--	--	--	--	--	--	--	--	--	--	--	--	--	--	--	--	--	--	--	--	--	--	--	--	--	--	--	--	--	--	--	--	--	--	--	--	--	--	--	--	--	--	--	--	--	--	--	--	--	--	--	--	--	--	--	--	--	--	--	--	--	--	--	--	--	--	--	--	--	--	--	--	--	--	--	--	--	--	--	--	--	--	--	--	--	--	--	--	--	--	--	--	--	--	--	--	--	--	--	--	--	--	--	--	--	--	--	--	--	--	--	--	--	--	--	--	--	--	--	--	--	--	--	--	--	--	--	--	--	--	--	--	--	--	--	--	--	--	--	--	--	--	--	--	--	--	--	--	--	--	--	--	--	--	--	--	--	--	--	--	--	--	--	--	--	--	--	--	--	--	--	--	--	--	--	--	--	--	--	--	--	--	--	--	--	--	--	--	--	--	--	--	--	--	--	--	--	--	--	--	--	--	--	--	--	--	--	--	--	--	--	--	--	--	--	--	--	--	--	--	--	--	--	--	--	--	--	--	--	--	--	--	--	--	--	--	--	--	--	--	--	--	--	--	--	--	--	--	--	--	--	--	--	--	--	--	--	--	--	--	--	--	--	--	--	--	--	--	--	--	--	--	--	--	--	--	--	--	--	--	--	--	--	--	--	--	--	--	--	--	--	--	--	--	--	--	--	--	--	--	--	--	--	--	--	--	--	--	--	--	--	--	--	--	--	--	--	--	--	--	--	--	--	--	--	--	--	--	--	--	--	--	--	--	--	--	--	--	--	--	--	--	--	--	--	--	--	--	--	--	--	--	--	--	--	--	--	--	--	--	--	--	--	--	--	--	--	--	--	--	--	--	--	--	--	--	--	--	--	--	--	--	--	--	--	--	--	--	--	--	--	--	--	--	--	--	--	--	--	--	--	--	--	--	--	--	--	--	--	--	--	--	--	--	--	--	--	--	--	--	--	--	--	--	--	--	--	--	--	--	--	--	--	--	--	--	--	--	--	--	--	--	--	--	--	--	--	--	--	--	--	--	--	--	--	--	--	--	--	--	--	--	--	--	--	--	--	--	--	--	--	--	--	--	--	--	--	--	--	--	--	--	--	--	--	--	--	--	--	--	--	--	--	--	--	--	--	--	--	--	--	--	--	--	--	--	--	--	--	--	--	--	--	--	--	--	--	--	--	--	--	--	--	--	--	--	--	--	--	--	--	--	--	--	--	--	--	--	--	--	--	--	--	--	--	--	--	--	--	--	--	--	--	--	--	--	--	--	--	--	--	--	--	--	--	--	--	--	--	--	--	--	--	--	--	--	--	--	--	--	--	--	--	--	--	--	--	--	--	--	--	--	--	--	--	--	--	--	--	--	--	--	--	--	--	--	--	--	--	--	--	--	--	--	--	--	--	--	--	--	--	--	--	--	--	--	--	--	--	--	--	--	--	--	--	--	--	--	--	--	--	--	--	--	--	--	--	--	--	--	--	--	--	--	--	--	--	--	--	--	--	--	--	--	--	--	--	--	--	--	--	--	--	--	--	--	--	--	--	--	--	--	--	--	--	--	--	--	--	--	--	--	--	--	--	--	--	--	--	--	--	--	--	--	--	--	--	--	--	--	--	--	--	--	--	--	--	--	--	--	--	--	--	--	--	--	--	--	--	--	--	--	--	--	--	--	--	--	--	--	--	--	--	--	--	--	--	--	--	--	--	--	--	--	--	--	--	--	--	--	--	--	--	--	--	--	--	--	--	--	--	--	--	--	--	--	--	--	--	--	--	--	--	--	--	--	--	--	--	--	--	--	--	--	--	--	--	--	--	--	--	--	--	--	--	--	--	--	--	--	--	--	--	--	--	--	--	--	--	--	--	--	--	--	--	--	--	--	--	--	--	--	--	--	--	--	--	--	--	--	--	--	--	--	--	--	--	--	--	--	--	--	--	--	--	--	--	--	--	--	--	--	--	--	--	--	--	--	--	--	--	--	--	--	--	--	--	--	--	--	--	--	--	--	--	--	--	--	--	--	--	--	--	--	--	--	--	--	--	--	--	--	--	--	--	--	--	--	--	--	--	--	--	--	--	--	--	--	--	--	--	--	--	--	--	--	--	--	--	--	--	--	--	--	--	--	--	--	--	--	--	--	--	--	--	--	--	--	--	--	--	--	--	--	--	--	--	--	--	--	--	--	--	--	--	--	--	--	--	--	--	--	--	--	--	--	--	--	--	--	--	--	--	--	--	--	--	--	--	--	--	--	--	--	--	--	--	--	--	--	--	--	--	--	--	--	--	--	--	--	--	--	--	--	--	--	--	--	--	--	--	--	--	--	--	--	--	--	--	--	--	--	--	--	--	--	--	--	--	--	--	--	--	--	--	--	--	--	--	--	--	--	--	--	--	--	--	--	--	--	--	--	--	--	--	--	--	--	--	--	--	--	--	--	--	--	--	--	--	--	--	--	--	--	--	--	--	--	--	--	--	--	--	--	--	--	--	--	--	--	----

Accessories for Industrial Pressure Washers

[illegible]

Accessories for Industrial Pressure Washers

	Detergent equipment																																																																																																																																																																																																																																																																																																																																																																																																																																																																																																																																																																																																																																																																																																																																																																																																																																																																																																																																																																																																																																																																																																																																																																																																																																																																																																																																																																																																																																																																					</
---	---------------------	--	--	--	--	--	--	--	--	--	--	--	--	--	--	--	--	--	--	--	--	--	--	--	--	--	--	--	--	--	--	--	--	--	--	--	--	--	--	--	--	--	--	--	--	--	--	--	--	--	--	--	--	--	--	--	--	--	--	--	--	--	--	--	--	--	--	--	--	--	--	--	--	--	--	--	--	--	--	--	--	--	--	--	--	--	--	--	--	--	--	--	--	--	--	--	--	--	--	--	--	--	--	--	--	--	--	--	--	--	--	--	--	--	--	--	--	--	--	--	--	--	--	--	--	--	--	--	--	--	--	--	--	--	--	--	--	--	--	--	--	--	--	--	--	--	--	--	--	--	--	--	--	--	--	--	--	--	--	--	--	--	--	--	--	--	--	--	--	--	--	--	--	--	--	--	--	--	--	--	--	--	--	--	--	--	--	--	--	--	--	--	--	--	--	--	--	--	--	--	--	--	--	--	--	--	--	--	--	--	--	--	--	--	--	--	--	--	--	--	--	--	--	--	--	--	--	--	--	--	--	--	--	--	--	--	--	--	--	--	--	--	--	--	--	--	--	--	--	--	--	--	--	--	--	--	--	--	--	--	--	--	--	--	--	--	--	--	--	--	--	--	--	--	--	--	--	--	--	--	--	--	--	--	--	--	--	--	--	--	--	--	--	--	--	--	--	--	--	--	--	--	--	--	--	--	--	--	--	--	--	--	--	--	--	--	--	--	--	--	--	--	--	--	--	--	--	--	--	--	--	--	--	--	--	--	--	--	--	--	--	--	--	--	--	--	--	--	--	--	--	--	--	--	--	--	--	--	--	--	--	--	--	--	--	--	--	--	--	--	--	--	--	--	--	--	--	--	--	--	--	--	--	--	--	--	--	--	--	--	--	--	--	--	--	--	--	--	--	--	--	--	--	--	--	--	--	--	--	--	--	--	--	--	--	--	--	--	--	--	--	--	--	--	--	--	--	--	--	--	--	--	--	--	--	--	--	--	--	--	--	--	--	--	--	--	--	--	--	--	--	--	--	--	--	--	--	--	--	--	--	--	--	--	--	--	--	--	--	--	--	--	--	--	--	--	--	--	--	--	--	--	--	--	--	--	--	--	--	--	--	--	--	--	--	--	--	--	--	--	--	--	--	--	--	--	--	--	--	--	--	--	--	--	--	--	--	--	--	--	--	--	--	--	--	--	--	--	--	--	--	--	--	--	--	--	--	--	--	--	--	--	--	--	--	--	--	--	--	--	--	--	--	--	--	--	--	--	--	--	--	--	--	--	--	--	--	--	--	--	--	--	--	--	--	--	--	--	--	--	--	--	--	--	--	--	--	--	--	--	--	--	--	--	--	--	--	--	--	--	--	--	--	--	--	--	--	--	--	--	--	--	--	--	--	--	--	--	--	--	--	--	--	--	--	--	--	--	--	--	--	--	--	--	--	--	--	--	--	--	--	--	--	--	--	--	--	--	--	--	--	--	--	--	--	--	--	--	--	--	--	--	--	--	--	--	--	--	--	--	--	--	--	--	--	--	--	--	--	--	--	--	--	--	--	--	--	--	--	--	--	--	--	--	--	--	--	--	--	--	--	--	--	--	--	--	--	--	--	--	--	--	--	--	--	--	--	--	--	--	--	--	--	--	--	--	--	--	--	--	--	--	--	--	--	--	--	--	--	--	--	--	--	--	--	--	--	--	--	--	--	--	--	--	--	--	--	--	--	--	--	--	--	--	--	--	--	--	--	--	--	--	--	--	--	--	--	--	--	--	--	--	--	--	--	--	--	--	--	--	--	--	--	--	--	--	--	--	--	--	--	--	--	--	--	--	--	--	--	--	--	--	--	--	--	--	--	--	--	--	--	--	--	--	--	--	--	--	--	--	--	--	--	--	--	--	--	--	--	--	--	--	--	--	--	--	--	--	--	--	--	--	--	--	--	--	--	--	--	--	--	--	--	--	--	--	--	--	--	--	--	--	--	--	--	--	--	--	--	--	--	--	--	--	--	--	--	--	--	--	--	--	--	--	--	--	--	--	--	--	--	--	--	--	--	--	--	--	--	--	--	--	--	--	--	--	--	--	--	--	--	--	--	--	--	--	--	--	--	--	--	--	--	--	--	--	--	--	--	--	--	--	--	--	--	--	--	--	--	--	--	--	--	--	--	--	--	--	--	--	--	--	--	--	--	--	--	--	--	--	--	--	--	--	--	--	--	--	--	--	--	--	--	--	--	--	--	--	--	--	--	--	--	--	--	--	--	--	--	--	--	--	--	--	--	--	--	--	--	--	--	--	--	--	--	--	--	--	--	--	--	--	--	--	--	--	--	--	--	--	--	--	--	--	--	--	--	--	--	--	--	--	--	--	--	--	--	--	--	--	--	--	--	--	--	--	--	--	--	--	--	--	--	--	--	--	--	--	--	--	--	--	--	--	--	--	--	--	--	--	--	--	--	--	--	--	--	--	--	--	--	--	--	--	--	--	--	--	--	--	--	--	--	--	--	--	--	--	--	--	--	--	--	--	--	--	--	--	--	--	--	--	--	--	--	--	--	--	--	--	--	--	--	--	--	--	--	--	--	--	--	--	--	--	--	--	--	--	--	--	--	--	--	--	--	--	--	--	--	--	--	--	--	--	--	--	--	--	--	--	--	--	--	--	--	--	--	--	--	--	--	--	--	--	--	--	--	--	--	--	--	--	--	--	--	--	--	--	--	--	--	--	--	--	--	--	--	--	--	--	--	--	--	--	--	--	--	--	--	--	--	--	--	--	--	--	--	--	--	--	--	--	--	--	--	--	--	--	--	--	--	--	--	--	--	--	--	--	--	--	--	--	--	--	--	--	--	--	--	--	--	--	--	--	--	--	--	--	--	--	--	--	--	--	--	--	--	--	--	--	--	--	--	--	--	--	--	--	--	--	--	--	--	--	--	--	--	--	--	--	--	--	--	--	--	--	--	--	--	--	--	--	--	--	--	--	--	--	--	--	--	--	--	--	--	--	--	--	--	--	--	--	--	--	--	--	--	--	--	--	--	--	--	--	--	--	--	--	--	--	--	--	--	--	--	--	--	--	--	--	--	--	--	--	--	--	--	--	--	--	--	--	--	--	--	--	--	--	--	--	--	--	--	--	--	--	--	--	--	--	--	--	--	--	--	--	--	--	--	--	--	--	--	--	--	--	--	--	--	--	--	--	--	----

Accessories for Industrial Pressure Washers










	POSEIDON 2-25 XT	POSEIDON 2-22 T	POSEIDON 3-26	POSEIDON 3-26XT	POSEIDON 3-30	POSEIDON 3-40	POSEIDON 3-40 XT	POSEIDON 4-28	POSEIDON 4-31	POSEIDON 4-36	POSEIDON 4-36 XT	POSEIDON 4-28 XT	POSEIDON 5-53 PA	POSEIDON 5-53 PAXT	POSEIDON 5-56 PAXT	POSEIDON 5-62 PA	POSEIDON 5-62 FA	POSEIDON 5-62 PAXT	POSEIDON 5-41 PAXT	POSEIDON 5-56 PA	POSEIDON 5-56 FA	POSEIDON 5-32 PA	POSEIDON 5-32 PAXT	POSEIDON 5-41 PA	POSEIDON 6-64 FA	Item no.	
Nozzles Pressure wash																											
WAP TURBO HAMMER																○	○	○									48874
WAP TURBO HAMMER WAS 488																○	○	○									48875
ROTOR NOZZLE 070 WAS 4071																											48981
ROTOR NOZZLE- 060																											48982
WAP TURBO HAMMER																											49283
ROTOR NOZZLE						○	○																		○		49285
TURBO HAMMER NOZZLE													○	○	○				○	○				○			49287
NOZZLE FOR SC 702																			○					○	○		49412
NOZZLE FOR 9000													○	○	○					○		○	○		○		56829
FLEX POWERJET NOZZLE			○	○	○	○	○	○	○	○	○	○															63251
ROTOR NOZZLE W12 1/8-27NP								○				○							○					○			65437
TORNADO NOZZLE 0950 DARK ROSE																											101117655
TORNADO KIT RING/NOZZLE 0340 VIOLET																											101119735
TORNADO KIT RING/NOZZLE 0350 BORDEAUX		●																									101119736
TORNADO KIT RING/NOZZLE 0370 BRONZE	●		●	●																							101119737
TORNADO KIT RING/NOZZLE 0400 METALLIC GREY								●				●							●					●			101119738
TORNADO KIT RING/NOZZLE 0435 BLUE					●																						101119739
TORNADO KIT RING/NOZZLE 0450 LIGHT BLUE						●	●			●	●																101119740
TORNADO KIT RING/NOZZLE 0500 YELLOW													●	●	●					●	●	●	●				101119741
TORNADO KIT RING/NOZZLE 0530 RED																●	●	●									101119742
TORNADO KIT RING/NOZZLE 0550 NEON GREEN																											101119743
TORNADO KIT RING/NOZZLE 0600 METALLIC BLUE								●																			101119744
TORNADO KIT RING/NOZZLE 0640 GREEN																											101119745
TORNADO KIT RING/NOZZLE 0650 PALE GREEN																											101119746
TORNADO KIT RING/NOZZLE 0680 GREY																											101119747
TORNADO KIT RING/NOZZLE 0700 RED ORANGE																											101119748
TORNADO KIT RING/NOZZLE 1200 CARAMEL BROWN																											101119758
TORNADO KIT RING/NOZZLE 1300 BROWN																											101119760
NOZZLE PROTECTION F TORNA			○	○	○	○	○	○	○	○	○	○	○	○	○	○	○	○	○	○	○	○	○	○	○	○	106402425
FLEXOPOWER NOZZLEHEAD													○	○	○	○	○	○	○	○	○	○	○	○	○	○	107144095
TURBO HAMMER NOZZLE W12 0													○	●	○					○	○	○	●		○		301001108
TORNADO + NZLE 1590 1/8" N																											301150004
NOZZLE									○	○															●		301150005


Nilfisk
ALTO
works for you

- Standard equipment
- Supplementary accessories
- Mountable equipment











Accessories for Industrial Pressure Washers

		POSEIDON 6-64 FAXT	POSEIDON 6-65 FA	POSEIDON 6-79 FA	POSEIDON 6-65 FAXT	POSEIDON 6-79 FAXT	POSEIDON 6-61 FFA	POSEIDON 7-67 FA	POSEIDON 7-67 FAXT	POSEIDON 7-67 FFA	POSEIDON 7-67 FBFA	POSEIDON 8-111	POSEIDON 8-125	POSEIDON 8-111 5T	POSEIDON 8-125 5T	NEPTUNE 1-22	NEPTUNE 2-26 SPECIAL	NEPTUNE 2-25X	NEPTUNE 5B	NEPTUNE 5-28	Item no.
	Hoses																				
	15M HP HOSE 5/16in DN8 DB															○	○	○	○	○	301001100
	20M HP HOSE 5/16in DN8 DB															○	○		○	○	301001101
	10 M WIRE HOSE DN6															●	●	○			301002275
	Lances																				
	Tornado Lances																				
	TORNADO PLUS 1120 BEND	●	●	●	●	●	●	●	●	●	●						○	○	○	○	106403010
	TORNADO PLUS 1000 BEND			○		○											○	○	○	○	106403011
	TORNADO PLUS 2080 BEND	○	○	○	○	○	○	○	○	○	○						○	○	○	○	106403012
	TORNADO PLUS 630 STRAIGHT	○	○	○	○	○	○	○	○	○	○						○	○	○	○	106403013
	TORNADO PLUS 1120 BEND											●	●	●	●						106403014
	Universal Lances																				
	UNIVERSAL PLUS 2060 STRAIGHT	○	○	○	○	○	○	○	○	○	○						○	○	○	○	106403030
	UNIVERSAL PLUS 1560 W/O STRAIGHT	○	○	○	○	○	○	○	○	○	○						○	○	○	○	106403031
	UNIVERSAL PLUS 650 STRAIGHT	○	○	○	○	○	○	○	○	○	○						○	○	○	○	106403032
	UNIVERSAL PLUS 1080 STRAIGHT	○	○	○	○	○	○	○	○	○	○						○	○	●	○	106403033
	UNIVERSAL PLUS LANCE 1230 BENT	○	○	○	○	○	○	○	○	○	○						○	○	●	○	106403034
	UNIVERSAL PLUS LANCE 1080 BENT	○	○	○	○	○	○	○	○	○	○						○	○	○	●	106403035
	UNIVERSAL PLUS LANCE 940 BENT	○	○	○	○	○	○	○	○	○	○						●	●	●	○	106403036
	PowerSpeed Vario Lances																				
	POWERSPEED VARIO PLUS 770 0340																				106403020
	POWERSPEED VARIO PLUS 770 0500	○																		○	106403023
	POWER SPEED VARIO PLUS 770 0640							○	○	○	○									○	106403025
	POWERSPEED VARIO PLUS 1090 - 0340																				106403090
	POWERSPEED VARIO PLUS 1090 - 0370																				106403091
	POWERSPEED VARIO PLUS 1090 - 0450	○																		○	106403092
	POWERSPEED VARIO PLUS 1090 - 0500	○																	○		106403093
	POWERSPEED VARIO PLUS 1090 - 0530																				106403094
	POWERSPEED VARIO PLUS 1090 - 0640																			○	106403095
	POWERSPEED VARIO PLUS 1090 - 0680	○						○	○	○	○									○	106403096
	POWERSPEED VARIO PLUS 1090 - 0700		○		○			○	○	○	○										106403097
	POWERSPEED VARIO PLUS 1090 - 0950			○		○															106403110
	TurboHammer Lances																				
	TURBO HAMMER L113 0450 W11	○	○	○	○	○	○														106402290
	TURBOHAMMER PLUS L113 0500 W11	●																			106402291
	TURBOHAMMER PLUS L113 0550 W11																				106402292
	TURBO HAMMER PLUS L113 0600 W11																		○		106402293
	TURBO HAMMER PLUS L113 0700 W11		○		●			○	●	○	○								○		106402294
	TURBOHAMMER PLUS L113 0350 W12																○				106403001
	TURBOHAMMER PLUS L113 0400 W12																				106403002
	TURBO HAMMER PLUS L113 0500 W12	○																			106403003
	TURBOHAMMER PLUS 950 0350 W12																○				106403077
	TURBOHAMMER PLUS 1130 STR W11			○		●															106403078
	FlexoPower Lances																				
	FLEXOPOWER PLUS 1120 W/O NOZZ	○	○	○	○	○	○	○	○	○	○					○	○	○	○	○	106402280
	FLEXOPOWER PLUS 960 BEND 1010 NOZ	○	○	○	○	○	○	○	○	○	○					●	○	○	○	○	106402281
	FLEXOPOWER PLUS 960 NOZ	○	○	○	○	○	○	○	○	○	○					○	○	○	○	○	106402282
	Short Lances																				
	DOUBLE LANCE W/O NOZZLE L100	○	○	○	○	○	○	○	○	○	○					○	○	○	○	○	106402150
	UNIVERSALLANCE W/O NOZZLE L100	○	○	○	○	○	○	○	○	○	○	○	○	○	○	○	○	○	○	○	106402151
	FLEXOPOWER W/O NOZZLE L100	○	○	○	○	○	○	○	○	○	○					○	○	○	○	○	106402152





Accessories for Industrial Pressure Washers

	POSEIDON 6-64 FAXT	POSEIDON 6-65 FA	POSEIDON 6-79 FA	POSEIDON 6-65 FAXT	POSEIDON 6-79 FAXT	POSEIDON 6-61 FFA	POSEIDON 7-67 FA	POSEIDON 7-67 FAXT	POSEIDON 7-67 FFA	POSEIDON 7-67 FBFA	POSEIDON 8-111	POSEIDON 8-125	POSEIDON 8-111 ST	POSEIDON 8-125 ST	NEPTUNE 1-22	NEPTUNE 2-26 SPECIAL	NEPTUNE 2-25X	NEPTUNE 5B	NEPTUNE 5-28	Item no.
Special Lances																				
 Distance-nozzle 0640 FOR LONG REACH LANCE	o	o	o	o	o	o	o	o	o	o					o		o	o	o	2802696
UNDERCARRIAGE WASHING EQU WITH NOZZ - 40065	o	o	o	o	o	o	o	o	o	o					o	o	o	o	o	6400036
LANCE LONG REACH 1500MM - UPTO 3-4 M - INC. 0640 NOZZ	o	o	o	o	o	o	o	o	o	o					o	o	o	o	o	6401193
UNIVERSAL WASHER 1090MM CURVED LANCE	o	o	o	o	o	o	o	o	o	o					o	o	o	o	o	6402016
FOR UNDERCHASSIS WITH 8010 NOZZLE																				
Trigger Gun																				
Spray gun																				
REP KIT SWIVEL JOINT	o	o	o	o	o	o	o	o	o	o						o	o	o	o	101119484
SIDE BAR SOFT GRIP FOR ALL LANCE	o	o	o	o	o	o	o	o	o	o	o	o	o	o	o	o	o	o	o	106402110
ERGO 3000 SPRAY GUN W SWI	o	o	o	o	●	o	o	o	o	o	o	●	o	●			o	o	o	106402190
ERGO 3000 SPRAY GUN VARIO/SWIVEL																				106402191
ERGO 2000 STANDARD	●	●	●	●	●	●	●	●	●	●	●		●		●	●	●	●	●	106403122
ERGO 2000 VARIO PRESS (PA MODELS)																				106403123
Tank																				
DETERGENT TANK W/SAFETY							o	o	o	o										106403162
ANTI SCALE TANK CPL																	o			107145123
Assembly																				
HOSE GUIDE COMPLETE	o	o	o	o	o	o	o	o	o	o										101118105
Accessory kit																				
HOSE REEL KIT	●	o	o	●	●	o	o	●	o	o										106403143
Others																				
8P LIQUID SPRAYER	o	o	o	o	o	o	o	o	o	o										25598
ROTATING PIPE CLEANING NOZZLE 1/8" IG FOR USE WITH DN4 HOSE															o	o	o	o	o	46918
PIPE CLEANING NOZZLE															o	o	o	o	o	46921
DRAIN NOZZLE (0001050)	o																	o		2800084
DRAIN NOZZLE							o	o	o	o									o	2800894
CONNECTING PIECE FOR HAND	o	o	o	o	o	o									o	o	o	o	o	6401067
DRAIN CLEANER 05 10M	o														o	o	o	o		6401265
DRAIN CLEANER 05 20M HOSE	o	o	o	o	o	o									o	o	o	o		6401266
DRAIN CLEANER 06 10M HOSE		o		o		o	o	o	o	o									o	6401267
Drain cleaner 06. 20m hos	o	o		o			o	o	o	o									o	6401268
WATER SUCTION SYSTEM 065	o																	o		6402017
KEW LIQUID SPRAYER 5S	o	o	o	o	o	o	o	o	o	o										7110005
KEW LIQUID SPRAYER 10SP	o	o	o	o	o	o	o	o	o	o										7110010
KEW LIQUID SPRAYER 20S	o	o	o	o	o	o	o	o	o	o										7110020
CHIMNEY ADAPTOR KIT															o		o			107145328
CRANE LIFTING RINGS																			o	301001090
PIPE CLEANING HOSE Ø4X10M	o	o	o	o	o	o	o	o	o	o					o	o	o	o	o	301002490
PIPE CLEANING HOSE 20M							o	o	o	o					o	o	o	o	o	301002491
Pipe cleaning hose 30m 4D + adapter for ergo gun	o	o	o	o	o	o	o	o	o	o					o	o	o	o	o	301002492
External control units																				
4 BUTTON REMOTE ON/OFF/BU																			o	301001355
5 BUTTON ON/OFF/BUR/DET A																			o	301001356
Brushes, Washing																				
BRUSH ATTACHMENT	o	o	o	o	o	o	o	o	o	o					o	o	o	o	o	10356
WASH BRUSH FOR SURFACES	o	o	o	o	o	o	o	o	o	o					o	o	o	o	o	14202
WASHING BRUSH. LONG	o	o	o	o	o	o	o	o	o	o	o	o	o	o	o	o	o	o	o	6400087
WASHINGBRUSH. SHORT	o	o	o	o	o	o	o	o	o	o	o	o	o	o	o	o	o	o	o	6400088

Accessories for Industrial Pressure Washers

		POSEIDON 6-64 FAXT	POSEIDON 6-65 FA	POSEIDON 6-79 FA	POSEIDON 6-65 FAXT	POSEIDON 6-79 FAXT	POSEIDON 6-61 FFA	POSEIDON 7-67 FA	POSEIDON 7-67 FAXT	POSEIDON 7-67 FFA	POSEIDON 7-67 FBFA	POSEIDON 8-111	POSEIDON 8-125	POSEIDON 8-111 5T	POSEIDON 8-125 5T	NEPTUNE 1-22	NEPTUNE 2-26 SPECIAL	NEPTUNE 2-25X	NEPTUNE 5B	NEPTUNE 5-28	Item no.
	Brushes, Rotary																				
	ROTARY BRUSH LONG 170CM																				6400016
	ROTARY BRUSH SHORT 80CM																				6400017
	ROTARY BRUSH SHORT 80CM																				6400018
	ROTARY BRUSH LONG 170CM																				6400019
	BRUSH W. NATURAL FIBRE HA																				6401430
	BRUSH W. NATURAL FIBRE LO																				6401431
	NYLON BRISTLE F. ROTARY B																				6401432
	BRUSH																				6401433
	Stationary equipment																				
	TANK CLEANING HEAD TRK 25																				7847
	Surface Cleaning - Rotary																				
	HYDROSCRUB P300P																				106403155
	HYDROSCRUB P300H																				106403156
	Wheels Pressure wash																				
	FRONT WHEEL KIT																				106403145
	Special accessories																				
	Pressure Washer Options																				
	CRANE ROUNDSLING 1000KG																				106403160
	EXTERNAL CHIMNEY ADAPTOR																				301001089
	Sand and Soft Blasting																				
	Abrasive blasting																				
	BLASTING MATERIAL 25KG																				8379
	ARMEX POWDER 25KG																				5218617
	VSB 300 S																				6400375
	NOZZLE BORON CARBID																				6400379
	SANDINJECTOR W. NOZZLE DI																				6400382
	LANCE FOR VSB 300																				6401192
	KEW SOFT BLASTING 05 LANC																				6401233
	KEW SOFT BLASTING LANCE 0																				6401234
	HANDLE. COMP. W. 0-NOZZLE																				6401362
	HANDLE COMPL. W. RUBBER NO																				6401364
	HANDLE W. RUBBER NOZZLE																				6401365
	VSB-NOZZLES 10 PCS. RUBBE																				6402317
	WSB KIT INCL. PICK UP																				301112493
	Chemical Equipment																				
	Detergent equipment																				
	INJECTOR W FIXED DOSAGE																				6401092
	FOAM INJ W BY-PASS																				6401242
	FOAM INJ W BY-PASS SS																				6401243
	FOAM INJECTOR																				6401244
	FOAM INJECTOR																				6401245
	INJECTOR 02																				6401246
	INJECTOR 03																				6401247
	SHORT FOAM LANCE COMPLETE																				6404368
	FOAM LANCE LONG (WAS 6400 120CM)																				6404369
	INJECTOR WARRIOR/30CA																				6410879
	INJECTOR																				106402248
	FOAM SPRAYER																				106408159
	FOAM SPRAYER 2 L.DOSING																				106408160

Accessories for Industrial Pressure Washers

	POSEIDON 6-64 FAXT	POSEIDON 6-65 FA	POSEIDON 6-79 FA	POSEIDON 6-65 FAXT	POSEIDON 6-79 FAXT	POSEIDON 6-61 FFA	POSEIDON 7-67 FA	POSEIDON 7-67 FAXT	POSEIDON 7-67 FFA	POSEIDON 7-67 FBFA	POSEIDON 8-111	POSEIDON 8-125	POSEIDON 8-111 ST	POSEIDON 8-125 ST	NEPTUNE 1-22	NEPTUNE 2-26 SPECIAL	NEPTUNE 2-25X	NEPTUNE 5B	NEPTUNE 5-28	Item no.
Detergent equipment																				
 BOTTLE FOR FOAM SPRAYER 1																				106408163
BOTTLE FOR FOAM SPRAYER 2	o	o	o	o	o	o	o	o	o	o										106408164
HP HOSE 30CM WITH ERGO CO	o	o	o	o	o	o	o	o	o	o									o	301001311
Hose reel																				
 HOSE REELS																				
HOSE CART	o	o	o	o	o	o	o	o	o	o					o	o	o	o	o	6400170
CLEANING TROLLEY	o	o	o	o	o	o	o	o	o	o					o	o	o	o	o	6401094
HOSEREEL PAINTED RETRACT-		o	o			o	o	o	o	o										106403131
HOSE REEL CPL. FOR																	●			107145197
HOSE REEL											o	o	o	o						301000202
POSEIDON HOSE REEL SS											o	o	o	o						301000540
HOSE CORD REEL SET																			o	301001130
HOSE REEL 50M SET																		o	o	301001131
HOSE REEL 20M SET																			o	301001688
Hose reel kit P3																				301002343
HOSE REEL KIT																				301002701
Filters																				
 Filters, Pressure Washer																				
SUCTION SET SELF-PRIMING(o	o	o	o	o	o	o	o	o	o					o					61256
DETACHABLE FILTER FOR 110	o	o	o	o	o	o	o	o	o	o					o	o	o	o	o	1104041
SANDFILTER UNIVERSAL W/O BRACKETS	o	o	o	o	o	o	o	o	o	o					o	o	o	o	o	1604461
FILTER (WATER/SAND). RF	o	o	o	o	o	o														4601431
SUCTION FILTER	o	o	o	o	o	o	o	o	o	o					o	o				6400000
SAND FILTER 50 MICRON GEK																		o	o	106402200
SANDLIFTER RACKED KIT							o	o	o	o										106403142
WATER BREAK TANK KIT	o	o	o	o	o	o	o		o	o										106403144
SANDFILTER FOR WBT KIT	o	o	o	o	o	o	o	o		o										106403165
SAND FILTER CPL															o		o			107145337
WATER FILTER 3/4 50UM															o	o	o			301000173
Nozzles																				
 Nozzles Pressure wash																				
HP NOZZLE 5040 1/8																				5004
HP NOZZLE 60DEG - 5006																			o	5006
HP NOZZLE 60DEG - 5006																				5007
VARIO NOZZLE - 1/8inA -RO	o	o	o	o	o	o	o	o	o	o								o	o	5888
STEAM JET NOZZLE DN1.5 WA																				6692
HP NOZZLE 15DEG - 1507																				1507
H.P. NOZZLE 30DEG - 2504																				2504
HP NOZZLE 30DEG-2506 WAS																			o	2506
HP NOZZLE 30DEG - 2507																				2507
H.P. NOZZLE 15DEG - 1506																			o	7811
2505 NOZZLE 30 DEG WAS	o																			7813
HP NOZZLE 30DEG - 25055																				7814
HP NOZZLE 30DEG - 25065		o		o			o	o	o	o										7815
HP NOZZLE 0 DEG - 0006																			o	7819
HP NOZZLE 0 DEG - 0007																				7820
H.P. NOZZLE 15DEG - 1504																				8097
H.P. NOZZLE JET 30DEG - 2	o																			8528
HP NOZZLE 0 DEG - 0004#																				15440
CONTAINER CLEANING NOZZLE	o	o	o	o	o	o												o	o	15861
HP NOZZLE 0 DEG - 0005	o																			17387
NOZZLE PROTECTING CAP WAS	o	o	o	o	o	o	o	o	o	o	o	o	o	o	o	o	o	o	o	18430
NOZZLE WAS 1505																				41394
ROTOR NOZZLE 050 WAS 4066	o																	o		48872

Accessories for Industrial Pressure Washers



	POSEIDON 6-64 FAXT	POSEIDON 6-65 FA	POSEIDON 6-79 FA	POSEIDON 6-65 FAXT	POSEIDON 6-79 FAXT	POSEIDON 6-61 FFA	POSEIDON 7-67 FA	POSEIDON 7-67 FAXT	POSEIDON 7-67 FFA	POSEIDON 7-67 FBFA	POSEIDON 8-111	POSEIDON 8-125	POSEIDON 8-111 5T	POSEIDON 8-125 5T	NEPTUNE 1-22	NEPTUNE 2-26 SPECIAL	NEPTUNE 2-25X	NEPTUNE 5B	NEPTUNE 5-28	Item no.
Nozzles Pressure wash																				
WAP TURBO HAMMER																				48874
WAP TURBO HAMMER WAS 488																				48875
ROTOR NOZZLE 070 WAS 4071		○		○			○	○	○	○										48981
ROTOR NOZZLE- 060							○	○	○	○								○		48982
WAP TURBO HAMMER																				49283
ROTOR NOZZLE	○																			49285
TURBO HAMMER NOZZLE																				49287
NOZZLE FOR SC 702	○																			49412
NOZZLE FOR 9000	○	○	○	○	○	○	○	○	○	○										56829
FLEX POWERJET NOZZLE																		○	○	63251
ROTOR NOZZLE W12 1/8-27NP																				65437
TORNADO NOZZLE 0950 DARK ROSE			●		●															101117655
TORNADO KIT RING/NOZZLE 0340 VIOLET																				101119735
TORNADO KIT RING/NOZZLE 0350 BORDEAUX																●				101119736
TORNADO KIT RING/NOZZLE 0370 BRONZE																				101119737
TORNADO KIT RING/NOZZLE 0400 METALLIC GREY																●				101119738
TORNADO KIT RING/NOZZLE 0435 BLUE																				101119739
TORNADO KIT RING/NOZZLE 0450 LIGHT BLUE																				101119740
TORNADO KIT RING/NOZZLE 0500 YELLOW																				101119741
TORNADO KIT RING/NOZZLE 0530 RED																	●			101119742
TORNADO KIT RING/NOZZLE 0550 NEON GREEN																				101119743
TORNADO KIT RING/NOZZLE 0600 METALLIC BLUE																		●		101119744
TORNADO KIT RING/NOZZLE 0640 GREEN																		○		101119745
TORNADO KIT RING/NOZZLE 0650 PALE GREEN																				101119746
TORNADO KIT RING/NOZZLE 0680 GREY	○	○		○			●	●	●	●										101119747
TORNADO KIT RING/NOZZLE 0700 RED ORANGE		●		●																101119748
TORNADO KIT RING/NOZZLE 1200 CARAMEL BROWN											●		●							101119758
TORNADO KIT RING/NOZZLE 1300 BROWN						●														101119760
NOZZLE PROTECTION F TORNA	○	○	○	○	○	○	○	○	○	○	○	○	○	○	○	○	○	○	○	106402425
FLEXOPOWER NOZZLEHEAD	○	○	○	○	○	○	○	○	○	○										107144095
TURBO HAMMER NOZZLE W12 0	○																			301001108
TORNADO + NZLE 1590 1/8"N												●		●						301150004
NOZZLE	●																			301150005



Couplings and Adapters

Adapters








	NEPTUNE 5-28X2	NEPTUNE 5-57X	NEPTUNE E12	NEPTUNE E24	NEPTUNE 4-28	NEPTUNE 4-54X	NEPTUNE 4-28 X	NEPTUNE 7-63	NEPTUNE 8-103	Item no.
HOSE NIPPLE 3/4in										6577
GEKA COUPLING - 3/4in	○	○	○	○	○	○	○	○	○	1311
GEKA COUPLING - 3/4in	○	○	○	○	○	○	○	○	○	1718
GEKA COUPLING - 1in	○	○	○	○	○	○	○	○	○	3250
HOSE CONNECTOR	○	○	○	○	○	○	○	○	○	32541
HOSE NOZZLE	○	○	○	○	○	○	○	●	●	61369
ADAPTER HP CONNECTION M21	○	○	○	○	○	○	○		○	64540
QUICK RELEASE COUPLING	○	○	○	○	○	○	○		○	66159
QUICK RELEASE COUPLING	○	○	○	○	○	○	○	○	○	66160
ADAPTOR KEW	○	○	○	○	○	○	○	○	○	66161
ADAPTOR KEW	○	○			○	○	○			66162
QUICK COUPLING NIPPLE	○	○	○	○	○	○	○	○	○	1600493
NIPPLE FOR QUICK COUPLING	○	○	○	○	○	○	○	○	○	1600659
quick coupling	●	●	●	●	●	●	●	○	○	1602945
QUICK COUPLING NIPPLE 03K	○	○	○	○	○	○	○	○	○	1603101
QUICK COUPLING NIPPLE 01K	○	○	○	○	○	○	○	○	○	1604669
SOCKET	○	○	○	○	○	○	○	○	○	1608629
Nipple for spray lance RF										1609325
BRANCH PIECE COMPL.									○	4809131
REPAIR KIT (M.FCOUP/RESTR	●	●	●	●	●	●	●	●	●	101119496
ERGO 3000 QUICK COUPLING F 3/8	○	○	○	○	○	○	○	○	○	106402075










HOSES





WATER HOSE PER METRE	○	○	○	○	○	○	○	○	○	6465
GEKA COUPLING - 1in	○	○	○	○	○	○	○	○	○	1719
HOSE NON-BLACKING 15M, DN10	○	○			○	○	○	○	○	1401983
HOSE NON-BLACKING 20M, DN10	○	○			○	○	○	○	○	1401991
25M NON-BLACKING HOSE, DN10	○	○			○	○	○	○	○	1402007
HOSE NON-BLACKING 30m, DN10	○	○			○	○	○	○	○	1402015
HOSE 15 M. BLACK 3/8in HS, DN10	○	○			○	●	○	○	○	1402064
HOSE 20 M. BLACK 3/8in HS, DN10	○	●			○	○	○	○	○	1402072
HOSE 25M BLACK 3/8in HSD, DN10	○	○			○	○	○	○	○	1402080
HOSE 30 METRES STEAM, DN10	○	○			○	○	○	○	○	1402098
HOSE STEAM 50 M COMP, DN10	○	○			○	○	○	○	○	1402759
3/8in HOSE 1M, DN10	○	○			○	○	○	○	○	1402916
HOSE STEAM 2M, DN10	○	○			○	○	○	○	○	1402924
3/8in HOSE 3M, DN10	○	○			○	○	○	○	○	1402932
HOSE 5 M, DN10	○	○			○	○	○	○	○	1402940
5/16in 1 WIRE HOSE COMPL, DN8	○	○	○	○	○	○	○	○		1405569
HOSE 20M 1W, DN8	○	○	○	○	○	○	○			1405666
TIGHTENING GASKET, DN8										1801075
15 M 2 WIRE HOSE Ø 1/2", DN12									○	4810213
20 M 2 WIRE HOSE 1/2 DN12									○	4810214
HIGH PRESSURE HOSE 1/2in, DN12									○	4810219
10MTR 3/8TH BLACK HOSE, DN10	○	○			○	○	○	●	●	6101766
HOSE. COMPL.NON-BLACKING Ø, DN10	○	○			○	○	○	○	○	6101767
HOSE COMPL. STEELARM 15M										6528613
HP HOSE DN6 15 FOR										101117763
REPAIR KIT (M/F COUPLING)	○	○	○	○	○	○	○	○	○	101119499
10M HP HOSE 5/16in DN8 DB	○	○	●	●	●	○	○			101405770
HP HOSE DN6 15M SWIVEL 3/8 F.HOSE REEL										101406176
NILFISK BA VALVE COMPLETE										106411177
NILFISK BA VALVE COMP. NITO										106411178
NILFISK BA VALVE COMP. GEKA										106411179
NILFISK BA VALVE WO COUPLER										106411184
HOSE COMPLETE POSEIDON 10M										126528620

Accessories for Industrial Pressure Washers

		NEPTUNE 5-28X2	NEPTUNE 5-57X	NEPTUNE E12	NEPTUNE E24	NEPTUNE 4-28	NEPTUNE 4-54X	NEPTUNE 4-28 X	NEPTUNE 7-63	NEPTUNE 8-103	Item no.
	Hoses										
	15M HP HOSE 5/16in DN8 DB	○	○	○	○	○	○	●			301001100
	20M HP HOSE 5/16in DN8 DB	●	○	○	○	○	○	○	○		301001101
	10 M WIRE HOSE DN6										301002275
	Lances										
	Tornado Lances										
	TORNADO PLUS 1120 BEND	○	●	○	○	○	○	○	●	●	106403010
	TORNADO PLUS 1000 BEND	○	○	○	○	○	●	○	○	○	106403011
	TORNADO PLUS 2080 BEND	○	○	○	○	○	○	○	○	○	106403012
	TORNADO PLUS 630 STRAIGHT	○	○	○	○	○	○	○	○		106403013
	TORNADO PLUS 1120 BEND										106403014
	Universal Lances										
	UNIVERSAL PLUS 2060 STRAIGHT	○	○	○	○	○	○	○	○	○	106403030
	UNIVERSAL PLUS 1560 W/O STRAIGHT	○	○	○	○	○	○	○	○	○	106403031
	UNIVERSAL PLUS 650 STRAIGHT	○		○	○	○	○	○	○	○	106403032
	UNIVERSAL PLUS 1080 STRAIGHT	○	○	○	○	○	○	○	○	○	106403033
	UNIVERSAL PLUS LANCE 1230 BENT	○	○	○	○	○	○	○	○	○	106403034
	UNIVERSAL PLUS LANCE 1080 BENT	●	○	●	●	○	○	○	○	○	106403035
	UNIVERSAL PLUS LANCE 940 BENT	○	○	○	○	●	○	●	○	○	106403036
	PowerSpeed Vario Lances										
	POWERSPEED VARIO PLUS 770 0340										106403020
	POWERSPEED VARIO PLUS 770 0500	○					○				106403023
	POWER SPEED VARIO PLUS 770 0640	○				○		○	○		106403025
	POWERSPEED VARIO PLUS 1090 - 0340										106403090
	POWERSPEED VARIO PLUS 1090 - 0370										106403091
	POWERSPEED VARIO PLUS 1090 - 0450	○	○	○	○						106403092
	POWERSPEED VARIO PLUS 1090 - 0500						○				106403093
	POWERSPEED VARIO PLUS 1090 - 0530					○	○	○			106403094
	POWERSPEED VARIO PLUS 1090 - 0640	○				○		○	○		106403095
	POWERSPEED VARIO PLUS 1090 - 0680	○				○		○	○		106403096
	POWERSPEED VARIO PLUS 1090 - 0700										106403097
	POWERSPEED VARIO PLUS 1090 - 0950										106403110
	TurboHammer Lances										
	TURBO HAMMER L113 0450 W11			○	○						106402290
	TURBOHAMMER PLUS L113 0500 W11						○				106402291
	TURBOHAMMER PLUS L113 0550 W11		○								106402292
	TURBO HAMMER PLUS L113 0600 W11	○				○		○			106402293
	TURBO HAMMER PLUS L113 0700 W11	○	○								106402294
	TURBOHAMMER PLUS L113 0350 W12										106403001
	TURBOHAMMER PLUS L113 0400 W12										106403002
	TURBO HAMMER PLUS L113 0500 W12						○				106403003
	TURBOHAMMER PLUS 950 0350 W12										106403077
	FlexoPower Lances										
	FLEXOPOWER PLUS 1120 W/O NOZZ	○	○	○	○	○	○	○	○	○	106402280
	FLEXOPOWER PLUS 990 BEND 1010 NOZ	○	○	○	○	○	○	○	○	○	106402281
	FLEXOPOWER PLUS 960 NOZ	○	○	○	○	○	○	○	○	○	106402282
	Short Lances										
	DOUBLE LANCE W/O NOZZLE L100	○	○	○	○	○	○	○	○	○	106402150
	UNIVERSALLANCE W/O NOZZLE L100	○	○	○	○	○	○	○	○	○	106402151
	FLEXOPOWER W/O NOZZLE L100	○	○	○	○	○	○	○	○	○	106402152

	NEPTUNE 5-28X2	NEPTUNE 5-57X	NEPTUNE E12	NEPTUNE E24	NEPTUNE 4-28	NEPTUNE 4-54X	NEPTUNE 4-28 X	NEPTUNE 7-63	NEPTUNE 8-103	Item no.
Special Lances										
 Distance-nozzle 0640 FOR LONG REACH LANCE	○	○	○	○	○	○	○	○	○	2802696
UNDERCARRIAGE WASHING EQU WITH NOZZ - 40065	○	○	○	○	○	○	○	○	○	6400036
LANCE LONG REACH 1500MM - UPTO 3-4 M - INC. 0640 NOZZ	○	○	○	○	○	○	○	○	○	6401193
UNIVERSAL WASHER 1090MM CURVED LANCE	○	○	○	○	○	○	○	○	○	6402016
FOR UNDERCHASSIS WITH 8010 NOZZLE										
Trigger Gun										
Spray gun										
 REP KIT SWIVEL JOINT	○	○	○	○	○	○	○	○	○	101119484
SIDE BAR SOFT GRIP FOR ALL LANCE	○	○	○	○	○	○	○	○	○	106402110
ERGO 3000 SPRAY GUN W SWI	○	○	○	○	○	○	○	○	○	106402190
ERGO 3000 SPRAY GUN VARIO/SWIVEL		○	○	○					○	106402191
ERGO 2000 STANDARD	●	○	●	●	●	●	●	●	●	106403122
ERGO 2000 VARIO PRESS (PA MODELS)									○	106403123
Tank										
 DETERGENT TANK W/SAFETY										106403162
ANTI SCALE TANK CPL										107145123
Assembly										
 HOSE GUIDE COMPLETE										101118105
Accessory kit										
HOSE REEL KIT										106403143
Others										
 8P LIQUID SPRAYER										25598
ROTATING PIPE CLEANING NOZZLE 1/8" IG FOR USE WITH DN4 HOSE	○	○	○	○	○	○	○	○	○	46918
PIPE CLEANING NOZZLE	○	○	○	○	○	○	○	○	○	46921
DRAIN NOZZLE (0001050)			○	○		○				2800084
DRAIN NOZZLE	○	○			○		○	○		2800894
CONNECTING PIECE FOR HAND	○	○	○	○	○	○	○	○	○	6401067
DRAIN CLEANER 05 10M			○	○		○				6401265
DRAIN CLEANER 05 20M HOSE			○	○	○	○	○			6401266
DRAIN CLEANER 06 10M HOSE	○	○			○		○	○		6401267
Drain cleaner 06. 20m hos	○	○			○		○	○		6401268
WATER SUCTION SYSTEM 065			○	○		○				6402017
KEW LIQUID SPRAYER 55										7110005
KEW LIQUID SPRAYER 10SP										7110010
KEW LIQUID SPRAYER 20S										7110020
CHIMNEY ADAPTOR KIT										107145328
CRANE LIFTING RINGS	○	○						○	○	301001090
PIPE CLEANING HOSE Ø4X10M	○	○	○	○	○	○	○	○	○	301002490
PIPE CLEANING HOSE 20M	○	○	○	○	○	○	○	○	○	301002491
Pipe cleaning hose 30m 4D + adapter for ergo gun	○	○	○	○	○	○	○	○	○	301002492
External control units										
 4 BUTTON REMOTE ON/OFF/BU	○	○	○	○				○	○	301001355
5 BUTTON ON/OFF/BUR/DET A	○	○						○	○	301001356
Brushes, Washing										
 BRUSH ATTACHMENT	○	○	○	○	○	○	○	○	○	10356
WASH BRUSH FOR SURFACES	○	○	○	○	○	○	○	○	○	14202
WASHING BRUSH. LONG		○	○	○	○	○	○	○	○	6400087
WASHINGBRUSH. SHORT	○	○	○	○	○	○	○	○	○	6400088

Accessories for Industrial Pressure Washers

	NEPTUNE 5-28X2	NEPTUNE 5-57X	NEPTUNE E12	NEPTUNE E24	NEPTUNE 4-28	NEPTUNE 4-54X	NEPTUNE 4-28 X	NEPTUNE 7-63	NEPTUNE 8-103	Item no.
	Brushes, Rotary									
	ROTARY BRUSH LONG 170CM							○		6400016
	ROTARY BRUSH SHORT 80CM							○		6400017
	ROTARY BRUSH SHORT 80CM	○	○							6400018
	ROTARY BRUSH LONG 170CM	○	○	○	○		○			6400019
	BRUSH W. NATURAL FIBRE HA	○	○	○	○	○	○	○		6401430
	BRUSH W. NATURAL FIBRE LO	○	○	○	○	○	○	○		6401431
	NYLON BRISTLE F. ROTARY B	○	○	○	○	○	○	○		6401432
	BRUSH	○	○	○	○	○	○	○		6401433
	Stationary equipment									
	TANK CLEANING HEAD TRK 25									7847
	Surface Cleaning - Rotary									
	HYDROSCRUB P300P	○	○	○	○	○	○			106403155
	HYDROSCRUB P300H	○	○	○	○	○	○			106403156
	Wheels Pressure wash									
	FRONT WHEEL KIT									106403145
	Special accessories									
	Pressure Washer Options									
	CRANE ROUND SLING 1000KG									106403160
	EXTERNAL CHIMNEY ADAPTOR	○	○			○	○	○	○	301001089
	Sand and Soft Blasting									
	Abrasive blasting									
	BLASTING MATERIAL 25KG	○	○	○	○	○	○	○		8379
	ARMEX POWDER 25KG	○	○	○	○	○	○	○		5218617
	VSF 300 S	○	○	○	○	○	○	○		6400375
	NOZZLE BORON CARBID	○	○			○	○	○		6400379
	SANDINJECTOR W. NOZZLE DI	○	○			○	○	○		6400382
	LANCE FOR VSF 300			○	○					6401192
	KEW SOFT BLASTING 05 LANC			○	○		○			6401233
	KEW SOFT BLASTING LANCE 0	○	○			○		○		6401234
	HANDLE. COMP. W. 0-NOZZLE						○			6401362
	HANDLE COMPL. W. RUBBER NO			○	○		○			6401364
	HANDLE W. RUBBER NOZZLE	○	○			○		○		6401365
	VSF-NOZZLES 10 PCS. RUBBE	○	○	○	○	○	○	○		6402317
	WSB KIT INCL. PICK UP			○	○		○			301112493
	Chemical Equipment									
	Detergent equipment									
	INJECTOR W FIXED DOSAGE	○	○	○	○	○	○	○	○	6401092
	FOAM INJ W BY-PASS	○	○	○	○	○	○	○	○	6401242
	FOAM INJ W BY-PASS SS	○	○	○	○	○	○	○	○	6401243
	FOAM INJECTOR	○	○	○	○	○	○	○	○	6401244
	FOAM INJECTOR	○	○	○	○	○	○	○	○	6401245
	INJECTOR 02	○	○	○	○					6401246
	INJECTOR 03								○	6401247
	SHORT FOAM LANCE COMPLETE	○	○	○	○	○	○	○	○	6404368
	FOAM LANCE LONG (WAS 6400 120CM)	○	○	○	○	○	○	○	○	6404369
	INJECTOR WARRIOR/30CA									6410879
	INJECTOR								○	106402248
	FOAM SPRAYER									106408159
	FOAM SPRAYER 2 L.DOSING								○	106408160

Accessories for Industrial Pressure Washers

	NEPTUNE 5-28X2	NEPTUNE 5-57X	NEPTUNE E12	NEPTUNE E24	NEPTUNE 4-28	NEPTUNE 4-54X	NEPTUNE 4-28 X	NEPTUNE 7-63	NEPTUNE 8-103	Item no.
Detergent equipment										
 BOTTLE FOR FOAM SPRAYER 1										106408163
BOTTLE FOR FOAM SPRAYER 2										106408164
HP HOSE 30CM WITH ERGO CO	○	○			○	○	○	○	○	301001311
Hose reel										
 Hose reels										
HOSE CART	○	○	○	○	○	○	○	○	○	6400170
CLEANING TROLLEY	○	○	○	○	○	○	○	○		6401094
HOSEREEL PAINTED RETRACT-								○		106403131
HOSE REEL CPL. FOR										107145197
HOSE REEL										301000202
POSEIDON HOSE REEL SS										301000540
HOSE CORD REEL SET	○	○						○	○	301001130
HOSE REEL 50M SET	●	●	○	○				○	○	301001131
HOSE REEL 20M SET	○	○			○	●	●			301001688
Hose reel kit P3										301002343
HOSE REEL KIT										301002701
Filters										
 Filters, Pressure Washer										
SUCTION SET SELF-PRIMING										61256
DETACHABLE FILTER FOR 110	○	○	○	○	○	○	○	○	○	1104041
SANDFILTER UNIVERSAL W/O BRACKETS	○	○	○	○	○	○	○	○	○	1604461
FILTER (WATER/SAND). RF										4601431
SUCTION FILTER										6400000
SAND FILTER 50 MICRON GEK	○	○	○	○				○	○	106402200
SANDFILTER RACKED KIT										106403142
WATER BREAK TANK KIT										106403144
SANDFILTER FOR WBT KIT										106403165
SAND FILTER CPL										107145337
WATER FILTER 3/4 50UM			○	○	○	○	○			301000173
Nozzles										
 Nozzles Pressure wash										
HP NOZZLE 5040 1/8										5004
HP NOZZLE 60DEG - 5006	○									5006
HP NOZZLE 60DEG - 5006										5007
VARIO NOZZLE - 1/8inA - RO	○	○	○	○	○	○	○	○	○	5888
STEAM JET NOZZLE DN1.5 WA		○						○		6692
HP NOZZLE 15DEG - 1507										1507
H.P. NOZZLE 30DEG - 2504										2504
HP NOZZLE 30DEG-2506 WAS	○									2506
HP NOZZLE 30DEG - 2507								○		2507
H.P. NOZZLE 15DEG - 1506	○									7811
2505 NOZZLE 30 DEG WAS		○								7813
HP NOZZLE 30DEG - 25055		○								7814
HP NOZZLE 30DEG - 25065										7815
HP NOZZLE 0 DEG - 0006	○									7819
HP NOZZLE 0 DEG - 0007										7820
H.P. NOZZLE 15DEG - 1504										8097
H.P. NOZZLE JET 30DEG - 2			○	○						8528
HP NOZZLE 0 DEG - 0004#										15440
CONTAINER CLEANING NOZZLE	○	○	○	○	○	○	○	○	○	15861
HP NOZZLE 0 DEG - 0005						○				17387
NOZZLE PROTECTING CAP WAS	○	○	○	○	○	○	○	○	○	18430
NOZZLE WAS 1505						○				41394
ROTOR NOZZLE 050 WAS 4066										48872

Accessories for Industrial Pressure Washers



	NEPTUNE 5-28X2	NEPTUNE 5-57X	NEPTUNE E12	NEPTUNE E24	NEPTUNE 4-28	NEPTUNE 4-54X	NEPTUNE 4-28 X	NEPTUNE 7-63	NEPTUNE 8-103	Item no.
Nozzles Pressure wash										
WAP TURBO HAMMER		○								48874
WAP TURBO HAMMER WAS 488		○								48875
ROTOR NOZZLE 070 WAS 4071										48981
ROTOR NOZZLE- 060	○									48982
WAP TURBO HAMMER										49283
ROTOR NOZZLE			○	○						49285
TURBO HAMMER NOZZLE		○								49287
NOZZLE FOR SC 702										49412
NOZZLE FOR 9000			○	○				○		56829
FLEX POWERJET NOZZLE	○	○	○	○	○	○	○	○		63251
ROTOR NOZZLE W12 1/8-27NP										65437
TORNADO NOZZLE 0950 DARK ROSE										101117655
TORNADO KIT RING/NOZZLE 0340 VIOLET										101119735
TORNADO KIT RING/NOZZLE 0350 BORDEAUX										101119736
TORNADO KIT RING/NOZZLE 0370 BRONZE										101119737
TORNADO KIT RING/NOZZLE 0400 METALLIC GREY										101119738
TORNADO KIT RING/NOZZLE 0435 BLUE			●	●						101119739
TORNADO KIT RING/NOZZLE 0450 LIGHT BLUE										101119740
TORNADO KIT RING/NOZZLE 0500 YELLOW						●				101119741
TORNADO KIT RING/NOZZLE 0530 RED										101119742
TORNADO KIT RING/NOZZLE 0550 NEON GREEN		●								101119743
TORNADO KIT RING/NOZZLE 0600 METALLIC BLUE	●									101119744
TORNADO KIT RING/NOZZLE 0640 GREEN	○				●		○			101119745
TORNADO KIT RING/NOZZLE 0650 PALE GREEN					●		●			101119746
TORNADO KIT RING/NOZZLE 0680 GREY								●		101119747
TORNADO KIT RING/NOZZLE 0700 RED ORANGE										101119748
TORNADO KIT RING/NOZZLE 1200 CARAMEL BROWN									●	101119758
TORNADO KIT RING/NOZZLE 1300 BROWN										101119760
NOZZLE PROTECTION F TORNA	○	○	○	○	○	○	○	○	○	106402425
FLEXOPOWER NOZZLEHEAD										107144095
TURBO HAMMER NOZZLE W12 0										301001108
TORNADO + NZLE 1590 1/8"N										301150004
NOZZLE										301150005



POSEIDON PE / DE - Pressure washers - petrol and diesel driven

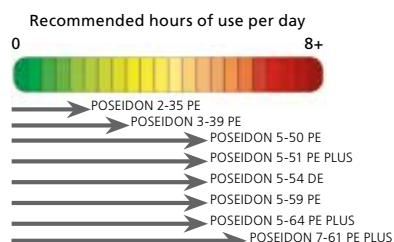


- Robust long life pumps with ceramic pistons
- Robust design with aircraft aluminium chassis
- Wide range of performance levels
- Lightweight yet manoeuvrable design
- Ergo accessory concept



Cold water heavy-duty petrol and diesel pressure washers.

The POSEIDON PE / DE range is ideal for use in areas where electrical power may not be available at all or not be strong enough to allow high power cleaning. Self priming and suction ability also means that water can be drawn from a tank or river. Ideal for use in building and construction, rental & agricultural segments.



TECHNICAL DATA	POSEIDON 5-54 DE	POSEIDON 3-39 PE	POSEIDON 5-50 PE	POSEIDON 5-51 PE PLUS	POSEIDON 5-59 PE	POSEIDON 5-64 PE PLUS	POSEIDON 7-61 PE PLUS
PUMP PRESSURE (BAR/MPa)	195/19,5	165/16,5	240/24	225,22,5	250/25	250/25	220/22
CLEANING IMPACT (KG/FORCE)	5,4	3,9	5,0	5,1	5,9	6,4	6,1
WATER FLOW QMAX/QIEC (L/H)	1000/950	810/750	870/800	910/840	1000/930	1050/1000	1120/1010
PUMP (RPM)	1650	3490	3440	/1750	3400	/1750	/1700
MAX INLET TEMPERATURE (°C)	60	60	60	60	60	60	80
POWER SOURCE DIESEL	YANMAR L100 DE						
POWER SOURCE PETROL		Honda GX200	Honda GX270	Honda GX270	Honda GX390	Honda GX390	Honda GX390
CERAMIC PISTONS	3	3	3	3	3	3	4
DIMENSIONS LXWXH (MM)	750x680x850	762x546x603	1041x546x635	1067x686x660	1041x646x635	1067x686x660	1067x686x660
WEIGHT (KG)	110	27,2	45,4	40,8	45,4	68	88,3
NOZZLE SIZE	.0530	.0370	.0350	.0350	.0370	.0400	.0500
MOTOR RATING PLATE (RPM)				3500/		3500/	3400
FEATURES							
PETROL DRIVEN		•	•	•	•	•	•
PNEUMATIC WHEELS		•	•	•	•	•	•
CERAMIC PISTONS	•	•	•	•	•	•	•
BELT DRIVE				•		•	
LOW PRESSURE DETERGENT SYSTEM	•	•	•	•	•	•	•
WATER FLOW REGULATION				•	•	•	•
THERMAL DUMP VALVE	•	•	•	•	•	•	•
STANDARD EQUIPMENT							
HOSE CONNECTOR		32541	32541	32541			
HOSE NOZZLE	61369				61369	61369	61369
REPAIR KIT (M.FCOUP/RESTR)	101119496	101119496	101119496	101119496	101119496	101119496	101119496
10M HP HOSE 5/16in DN8 DB	101405770		101405770				101405770
10 M WIRE HOSE DN6		301002275		301002275	301002275	301002275	
TORNADO PLUS 1120	106403010						
TORNADO PLUS 1000 BEND	106403011					106403011	106403011
FLEXOPOWER PLUS 960		106402282	106402282	106402282	106402282		
ERGO 2000 STANDARD W.HOSE	106403122	106403122	106403122	106403122	106403122	106403122	106403122
TORNADO KIT (RING/NOZZLE			101119736	101119736			
TORNADO KIT (RING/NOZZLE		101119737			101119737		
TORNADO KIT (RING/NOZZLE						101119738	
TORNADO KIT (RING/NOZZLE							101119741
TORNADO KIT (RING/NOZZLE	101119742						
ITEM NO.	106174740	106174801	106174803	106174804	106174805	106174806	106174807

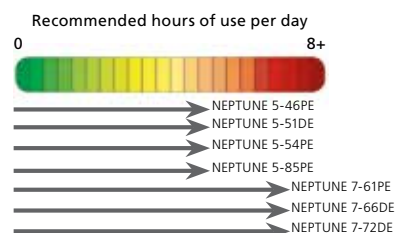


- EcoPower boiler with > 92% efficiency with reduced running costs
- Slow running pumps either by belt drive or by direct gear reduction
- Integrated fuel tank
- Easy to use control panel
- Ergo accessory concept
- Honda petrol motors and Yanmar diesel engines
- Mobile units or trailer mounted
- Easy transport by forklift truck
- Low pump oil safety function
- Easy oil drain from pump and motor reduces maintenance costs
- Anti-calc/ water break tank as an option
- Optional wheel kit for larger models



Hot water heavy-duty petrol and diesel pressure washers

NEPTUNE PE-DE is a comprehensive range of petrol and diesel powered hot water models for professional use in areas where electrical source is not available. Models can also typically draw water from tanks, wells or rivers giving a high level of use autonomy. The NEPTUNE PE-DE range offers ideal solutions for hot water cleaning in construction and industrial segments, or by contract cleaners or public authorities.



TECHNICAL DATA	NEPTUNE 5-46 PE	NEPTUNE 5-54 PE	NEPTUNE 7-61 PE	NEPTUNE 5-85 PE	NEPTUNE 5-51 DE	NEPTUNE 7-66 DE	NEPTUNE 7-72 DE
PUMP PRESSURE (BAR/MPA)	200/20	220/22	220/22	240/24	200/20	200/20	220/22
CLEANING IMPACT (KG/FORCE)	4,6	5,4	6,1	8,5	5,1	6,6	7,2
WATER FLOW QMAX/QIEC (L/H)	860/800	1000/900	1120/1010	1450/1350	1000/900	1200/1150	1300/1200
PUMP (RPM)	1775	1700	1775	1570	1485	1750	1630
MAX INLET TEMPERATURE (°C)	40	40	40	40	40	40	40
WATER TEMPERATURE (WATER/STEAM) (°C)	90/150	90/150	90/150	90/150	90/150	90/150	90/150
POWER SOURCE DIESEL					X	X	X
POWER SOURCE PETROL	X	X	X	X			
POWER CONSUMPTION (KW)	11 HP / 8,1 kW	13 HP / 9,6 kW	13 HP / 9,6 kW	24 HP / 17,6 kW	10 HP / 7,3 kW	16 HP / 11,7 kW	16 HP / 11,7
FUEL CONSUMPTION DT 45 °C (KG/H)	4,2	4,7	5,6	7,0	4,7	6,5	6,8
FUEL CONSUMPTION, MOTOR (L/H)	3,1	3,5	3,5	6,0	2,2	3,5	3,5
FUEL TANK (L)	Boiler 57/Motor 6,1	Boiler 57/Motor 6,1	Boiler 57/Motor 6,1	Boiler 57/Motor 20	Boiler 57/Motor 2,2	Boiler/motor 57	Boiler/motor 57
CERAMIC PISTONS	3	3	4	3	3	4	4
DIMENSIONS LXWXH (MM)	970x780x1000	970x780x1000	970x780x1000	1130x910x1050	970x780x1000	1130x910x1050	1130x910x1050
WEIGHT (KG)	208	208	210	260	220	315	510
SUCTION HEIGHT DRY (M)	1,5	1,5	1,5	1,5	1,5		
SOUND POWER LEVEL, RE DIRECTIVE 2000/14/EU (LWA)	105	105	105	106	110	112	99
NOZZLE SIZE	0400	0450	0500	0650	0450	0650	0640
FEATURES							
ECO POWER BOILER-HIGH EFFICIENCY	•	•	•	•	•	•	•
PUMP OIL WARNING SYSTEM	•	•	•	•	•	•	•
SERVICE INDICATOR	•	•	•	•	•	•	•
ELECTRICAL STARTING SYSTEM	•	•	•	•	•	•	•
THERMAL DUMP VALVE					•		
FLAME SENSOR	•	•	•	•	•	•	•
EXHAUST GAS TEMPERATURE SENSOR	•	•	•	•	•	•	•
STANDARD EQUIPMENT							
HOSE NOZZLE	61369	61369	61369	61369	61369	61369	61369
REPAIR KIT (M.FCOUP/RESTR)	101119496	101119496	101119496	101119496	101119496	101119496	101119496
HOSE 15 M. BLACK 3/8in HS				1402064		1402064	1402064
15M HP HOSE 5/16in DN8 DB	301001100	301001100	301001100		301001100		
TORNADO PLUS 1120	106403010	106403010	106403010	106403010	106403010	106403010	106403010
ERGO 2000 STANDARD W.HOSE	106403122	106403122	106403122	106403122	106403122	106403122	106403122
TORNADO KIT (RING/NOZZLE)	101119738						
TORNADO KIT (RING/NOZZLE)		101119740			101119740		
TORNADO KIT (RING/NOZZLE)			101119741				
TORNADO KIT (RING/NOZZLE)							101119745
TORNADO KIT (RING/NOZZLE)				101119746		101119746	
ITEM NO.	106239510	106239515	106239530	106239540	106239610	106239630	106239635

Accessories for Industrial Pressure Washers

Couplings and Adapters

Adapters

	POSEIDON 5-54 DE	POSEIDON 3-39 PE	POSEIDON 5-50 PE	POSEIDON 5-51 PE PLUS	POSEIDON 5-59 PE	POSEIDON 5-64 PE PLUS	POSEIDON 7-61 PE PLUS	NEPTUNE 5-46 PE	NEPTUNE 5-54 PE	NEPTUNE 7-61 PE	NEPTUNE 5-85 PE	NEPTUNE 5-51 DE	NEPTUNE 7-66 DE	NEPTUNE 7-72 DE	Item no.
GEKA COUPLING - 3/4in								o	o	o	o	o	o	o	1311
GEKA COUPLING - 3/4in								o	o	o	o	o	o	o	1718
GEKA COUPLING - 1in								o	o	o	o	o	o	o	3250
HOSE CONNECTOR		●	●	●				o	o	o	o	o	o	o	32541
HOSE NOZZLE	●	o	o	o	●	●	●	●	●	●	●	●	●	●	61369
ADAPTER HP CONNECTION M21								o	o	o	o	o	o	o	64540
QUICK RELEASE COUPLING								o	o	o	o	o	o	o	66159
QUICK RELEASE COUPLING	o	o	o	o	o	o	o	o	o	o	o	o	o	o	66160
ADAPTOR KEW	o	o	o	o	o	o		o	o	o	o	o	o	o	66161
ADAPTOR KEW								o	o	o	o	o	o	o	66162
QUICK COUPLING NIPPLE	o	o	o	o	o	o	o	o	o	o	o	o	o	o	1600493
NIPPLE FOR QUICK COUPLING	o	o	o	o	o	o	o	o	o	o	o	o	o	o	1600659
quick coupling	o	o	o	o	o	o		o	o	o	o	o	o	o	1602945
QUICK COUPLING NIPPLE 03K	o	o	o	o	o	o	o	o	o	o	o	o	o	o	1603101
QUICK COUPLING NIPPLE 01K	o	o	o	o	o	o	o	o	o	o	o	o	o	o	1604669
SOCKET	o	o	o	o	o	o	o								1608629
REPAIR KIT (M.FCOUP/RESTR	●	●	●	●	●	●	●	●	●	●	●	●	●	●	101119496
ERGO 3000 QUICK COUPLING F 3/8	o	o	o	o	o	o	o	o	o	o	o	o	o	o	106402075

HOSES









WATER HOSE PER METRE OIL/ABRASION RESIST. 3/4"	o	o	o	o	o	o	o								6465
HOSE NON-BLACKING 15M DN10	o	o	o	o	o	o	o	o	o	o	o	o	o	o	1401983
HOSE NON-BLACKING 20M DN10	o	o	o	o	o	o	o	o	o	o	o	o	o	o	1401991
25M NON-BLACKING HOSE DN10	o	o	o	o	o	o	o	o	o	o	o	o	o	o	1402007
HOSE NON-BLACKING 30m DN10	o	o	o	o	o	o	o	o	o	o	o	o	o	o	1402015
HOSE 15 M. BLACK 3/8in HS DN10	o	o	o	o	o	o	o	o	o	o	●	o	●	●	1402064
HOSE 20 M. BLACK 3/8in HS DN10		o	o	o	o	o	o	o	o	o	o	o	o	o	1402072
HOSE 25M BLACK 3/8in HSD DN10	o	o	o	o	o	o	o	o	o	o	o	o	o	o	1402080
HOSE 30 METRES STEAM DN10	o	o	o	o	o	o	o	o	o	o	o	o	o	o	1402098
HOSE STEAM 50 M COMP DN10	o	o	o	o	o	o	o	o	o	o	o	o	o	o	1402759
3/8in HOSE 1M DN10	o	o	o	o	o	o	o	o	o	o	o	o	o	o	1402916
HOSE STEAM 2M DN10	o	o	o	o	o	o	o	o	o	o	o	o	o	o	1402924
3/8in HOSE 3M DN10	o	o	o	o	o	o	o	o	o	o	o	o	o	o	1402932
HOSE 5 M DN10	o	o	o	o	o	o	o	o	o	o	o	o	o	o	1402940
5/16in 1 WIRE HOSE COMPL DN8	o	o	o	o	o	o	o	o	o	o		o			1405569
HOSE 20M 1W DN8	o	o	o	o	o	o	o	o	o	o		o			1405666
15 M 2 WIRE HOSE Ø 1/2" DN12								o	o	o	o	o	o	o	4810213
20 M 2 WIRE HOSE 1/2 DN12								o	o	o	o	o	o	o	4810214
HIGH PRESSURE HOSE 1/2in DN12								o	o	o	o	o	o	o	4810219
10MTR 3/8TH BLACK HOSE DN10	o	o	o	o	o	o	o	o	o	o	o	o	o	o	6101766
HOSE. COMP.NON-BLACKING 0 DN10	o	o	o	o	o	o	o	o	o	o	o	o	o	o	6101767
HOSE COMPL. STEELARM 15M		o		o	o	o									6528613
REPAIR KIT (M/F COUPLING)	o	o	o	o	o	o	o								101119499
10M HP HOSE 5/16in DN8 DB	●	o	●	o	o	o	●	o	o	o		o			101405770
15M HP HOSE 5/16in DN8 DB		o	o	o	o	o		●	●	●		●			301001100
20M HP HOSE 5/16in DN8 DB	o	o	o	o	o	o	o	o	o	o		o			301001101
10 M WIRE HOSE DN6		●		●	●	●									301002275

Lances







Tornado Lances

TORNADO PLUS 1120 BEND	●	o	o	o	o	o	o	●	●	●	●	●	●	●	106403010
TORNADO PLUS 1000 BEND	●	o	o	o	o	●	●	o	o	o	o	o	o	o	106403011
TORNADO PLUS BEND		o	o	o	o	o		o	o	o	o	o	o	o	106403012
TORNADO PLUS 630 STRAIGHT		o	o	o	o	o		o	o	o	o	o	o	o	106403013




Accessories for Industrial Pressure Washers

		POSEDON 5-54 DE	POSEDON 3-39 PE	POSEDON 5-50 PE	POSEDON 5-51 PE PLUS	POSEDON 5-59 PE	POSEDON 5-64 PE PLUS	POSEDON 7-61 PE PLUS	NEPTUNE 5-46 PE	NEPTUNE 5-54 PE	NEPTUNE 7-61 PE	NEPTUNE 5-85 PE	NEPTUNE 5-51 DE	NEPTUNE 7-66 DE	NEPTUNE 7-72 DE	Item no.
	Universal Lances															
	UNIVERSAL PLUS 2060 STRAIGHT		○	○	○	○	○		○	○	○	○	○	○	○	106403030
	UNIVERSAL PLUS 1560 W/O STRAIGHT		○	○	○	○	○		○	○	○	○	○	○	○	106403031
	UNIVERSAL PLUS 650 STRAIGHT		○	○	○	○	○		○	○	○	○	○	○	○	106403032
	UNIVERSAL PLUS 1080 STRAIGHT		○	○	○	○	○		○	○	○	○	○	○	○	106403033
	UNIVERSAL PLUS LANCE 1230 BENT		○	○	○	○	○		○	○	○	○	○	○	○	106403034
	UNIVERSAL PLUS LANCE 1080 BENT		○	○	○	○	○		○	○	○	○	○	○	○	106403035
	UNIVERSAL PLUS LANCE 9110 BENT		○	○	○	○	○		○	○	○	○	○	○	○	106403036
	PowerSpeed Vario Lances															
	POWERSPEED VARIO PLUS 770 0500										○					106403023
	POWER SPEED VARIO PLUS 0640											○		○	○	106403025
	POWERSPEED VARIO PLUS 0370		○	○	○	○										106403091
	POWERSPEED VARIO PLUS 0450						○			○			○			106403092
	POWERSPEED VARIO PLUS 0500							○			○					106403093
	POWERSPEED VARIO PLUS 0530															106403094
	TurboHammer Lances															
	TURBO HAMMER PLUS L113 0450 W11									○			○			106402290
	TURBOHAMMER PLUS L113 0500 W11										○					106402291
	TURBOHAMMER PLUS L113 0500 W11	○														106402292
	TURBOHAMMER PLUS L113 0400 W11								○							106403002
	TURBO HAMMER PLUS L113 0600 W11											○		○	○	106402293
	FlexoPower Lances															
	FLEXOPOWER PLUS 1120 W/O NOZZ	○	○	○	○	○	○	○	○	○	○	○	○	○	○	106402280
	FLEXOPOWER PLUS 990 1010 W/O NOZZ	○	○	○	○	○	○	○	○	○	○	○	○	○	○	106402281
	FLEXOPOWER PLUS 960 W/O NOZZ	○	●	●	●	●	○	○	○	○	○	○	○	○	○	106402282
	Short Lances															
	DOUBLE LANCE W/O NOZZLE L100	○	○	○	○	○	○	○	○	○	○	○	○	○	○	106402150
	UNIVERSALLANCE W/O NOZZLE L100	○	○	○	○	○	○	○	○	○	○	○	○	○	○	106402151
	FLEXOPOWER W/O NOZZLE L100	○	○	○	○	○	○	○	○	○	○	○	○	○	○	106402152
	Special Lances															
	DISTANCE-NOZZLE 0640 FOR LONG REACG LANCE	○				○		○	○	○	○	○	○	○	○	2802696
	UNDERCARRIAGE WASHING EQU WITH NOZ - 40065	○	○	○	○	○	○	○	○	○	○	○	○	○	○	6400036
	LANCE LONG REACH 1500MM - UP TO 3-4M - INCL 0640 NOZ	○	○	○	○	○	○	○	○	○	○	○	○	○	○	6401193
	UNIVERSAL WASHER CURVED LANCE 1090MM FOR U/CHASSIS-WITH NOZZ 8010	○	○	○	○	○	○	○	○	○	○	○	○	○	○	6402016
	Trigger Gun															
	Spray gun															
	REP KIT SWIVEL JOINT	○	○	○	○	○	○	○	○	○	○	○	○	○	○	101119484
	SIDE BAR SOFT GRIP FOR ALL LANCE	○	○	○	○	○	○	○	○	○	○	○	○	○	○	106402110
	ERGO 3000 SPRAY GUN W SWI								○	○	○	○	○	○	○	106402190
	Others															
	ROTATING PIPE CLEANING NOZZLE 1/8" IG FOR USE WITH DN4 HOSE	○	○	○	○	○	○	○	○	○			○			46918
	PIPE CLEANING NOZZLE	○	○	○	○	○	○	○	○	○	○		○			46921
	DRAIN NOZZLE (0001050)							○	○	○	○		○	○	○	2800084
	DRAIN NOZZLE	○										○		○	○	2800894
	CONNECTING PIECE FOR HAND	○	○	○	○	○	○	○	○	○	○	○	○	○	○	6401067
	DRAIN CLEANER 05 10M						○	○	○	○	○		○			6401265
	DRAIN CLEANER 05 20M HOSE						○	○	○	○	○		○			6401266
	DRAIN CLEANER 06 10M HOSE	○						○								6401267

Accessories for Industrial Pressure Washers

		POSEIDON 5-54 DE	POSEIDON 3-39 PE	POSEIDON 5-50 PE	POSEIDON 5-51 PE PLUS	POSEIDON 5-59 PE	POSEIDON 5-64 PE PLUS	POSEIDON 7-61 PE PLUS	NEPTUNE 5-46 PE	NEPTUNE 5-54 PE	NEPTUNE 7-61 PE	NEPTUNE 5-85 PE	NEPTUNE 5-51 DE	NEPTUNE 7-66 DE	NEPTUNE 7-72 DE	Item no.
	Others															
	Drain cleaner 06, 20m hos	o						o				o		o	o	6401268
	WATER SUCTION SYSTEM 065		o	o	o	o	o	o	o	o	o		o			6402017
	PIPE CLEANING HOSE Ø4X10M		o	o	o	o	o		o	o			o			301002490
	PIPE CLEANING HOSE 20M		o	o	o	o	o		o	o	o		o			301002491
	Pipe cleaning hose 30m 4D + ADAPTER FOR ERGO GUN				o	o	o		o	o			o			301002492
	Brushes, Washing															
	BRUSH ATTACHMENT	o	o	o	o	o	o	o	o	o	o	o	o	o	o	10356
	WASH BRUSH FOR SURFACES	o	o	o	o	o	o	o	o	o	o	o	o	o	o	14202
	WASHING BRUSH. LONG	o	o	o	o	o	o		o	o	o	o	o	o	o	6400087
	WASHINGBRUSH. SHORT	o	o	o	o	o	o		o	o	o	o	o	o	o	6400088
	Brushes, Rotary															
	ROTARY BRUSH LONG 170CM											o		o	o	6400016
	ROTARY BRUSH SHORT 80CM											o		o	o	6400017
	ROTARY BRUSH SHORT 80CM								o	o	o		o			6400018
	ROTARY BRUSH LONG 170CM								o	o	o		o			6400019
	BRUSH W. NATURAL FIBRE HA								o	o	o	o	o	o	o	6401430
	BRUSH W. NATURAL FIBRE LO								o	o	o	o	o	o	o	6401431
	NYLON BRISTLE F. ROTARY B								o	o	o	o	o	o	o	6401432
	BRUSH								o	o	o	o	o	o	o	6401433
	Accessory kit															
	WHEEL KIT NEP 5-85PE 7-66											o		o	o	106239901
	WHEEL KIT NEPTUNE 5-54PE								o		o					106268075
	Sand and Soft Blasting															
	Abrasive blasting															
	BLASTING MATERIAL 25KG	o	o	o	o	o	o	o	o	o	o		o	o	o	8379
	ARMEX POWDER 25KG	o	o	o	o	o	o	o	o	o	o	o	o	o	o	5218617
	VS3 300 S	o	o	o	o	o	o	o	o	o	o	o	o	o	o	6400375
	NOZZLE BORON CARBID	o	o	o	o	o	o	o								6400379
	SANDINJECTOR W. NOZZLE DI	o										o		o	o	6400382
	LANCE FOR VS3 300		o	o	o	o	o									6401192
	KEW SOFT BLASTING 05 LANC		o	o	o	o	o	o	o	o			o			6401233
	KEW SOFT BLASTING LANCE 0	o										o		o	o	6401234
	HANDLE. COMP. W. 0-NOZZLE						o	o	o	o	o		o			6401362
	HANDLE COMPL. W.RUBBER NO						o	o	o	o	o		o			6401364
	HANDLE W. RUBBER NOZZLE	o						o				o		o	o	6401365
	VS3-NOZZLES 10 PCS. RUBBE	o	o	o	o	o	o	o								6402317
	WSB KIT INCL. PICK UP		o	o	o	o	o									301112493
	Chemical Equipment															
	Detergent equipment															
	INJECTOR W FIXED DOSAGE	o	o	o	o	o	o	o	o	o	o	o	o	o	o	6401092
	FOAM INJ W BY-PASS	o		o	o	o	o	o	o	o	o	o	o	o	o	6401242
	FOAM INJ W BY-PASS SS	o		o	o	o	o	o	o	o	o	o	o	o	o	6401243
	FOAM INJECTOR	o		o	o	o	o	o	o	o	o	o	o	o	o	6401244
	FOAM INJECTOR	o		o	o	o	o		o	o	o	o	o	o	o	6401245
	INJECTOR 02		o													6401246
	INJECTOR 03	o	o	o	o	o	o	o	o	o	o	o	o	o	o	6401247
	SHORT FOAM LANCE COMPLETE	o	o	o	o	o	o	o	o	o	o	o	o	o	o	6404368
	FOAM LANCE LONG (WAS 6400	o	o	o	o	o	o	o	o	o	o	o	o	o	o	6404369
	INJECTOR WARRIOR/30CA		o	o												6410879
	FOAM SPRAYER		o													106408159
	FOAM SPRAYER 2 L.DOSING		o	o	o	o	o									106408160

Accessories for Industrial Pressure Washers

		POSEIDON 5-54 DE	POSEIDON 3-39 PE	POSEIDON 5-50 PE	POSEIDON 5-51 PE PLUS	POSEIDON 5-59 PE	POSEIDON 5-64 PE PLUS	POSEIDON 7-61 PE PLUS	NEPTUNE 5-46 PE	NEPTUNE 5-54 PE	NEPTUNE 7-61 PE	NEPTUNE 5-85 PE	NEPTUNE 5-51 DE	NEPTUNE 7-66 DE	NEPTUNE 7-72 DE	Item no.
	Hose reel															
	Hose reels															
	HOSE CART								o	o	o	o	o	o	o	6400170
	CLEANING TROLLEY								o	o	o	o	o	o	o	6401094
	ACCESSORY HOSE REEL KIT		o	o	o	o	o									106403175
	Filters															
	Filters, Pressure Washer															
	SUCTION SET SELF-PRIMING(o	o	o	o	o	o	o	o	o	o	o	o	o	o	61256
	DETACHABLE FILTER FOR 110	o	o	o	o	o	o	o	o	o	o	o	o	o	o	1104041
	SANDFILTER	o	o	o	o	o	o	o	o	o	o	o	o	o	o	1604461
	SUCTION FILTER	o	o	o	o	o	o	o	o	o	o	o	o	o	o	6400000
	WATER FILTER 3/4 50UM		o	o	o	o	o									301000173
	Nozzles															
	Nozzles Pressure wash															
	Z505 NOZZLE 30 DEG WAS										o					7813
	HP NOZZLE 0 DEG - 0005										o					17387
	NOZZLE PROTECTING CAP WAS	o	o	o	o	o	o	o	o	o	o	o	o	o	o	18430
	ROTOR NOZZLE 050 WAS 4066										o					48872
	WAP TURBO HAMMER			o	o											49283
	FLEX POWERJET NOZZLE								o	o	o	o	o	o	o	63251
	ROTOR NOZZLE W12 1/8-27NP						o									65437
	TORNADO KIT RING/NOZZLE 0350 BORDEAUX			●	●											101119736
	TORNADO KIT RING/NOZZLE 0370 BRONZE		●			●										101119737
	TORNADO KIT RING/NOZZLE 0400 METALLIC GREY						●		●							101119738
	TORNADO KIT RING/NOZZLE 0450 LIGHT BLUE									●			●			101119740
	TORNADO KIT RING/NOZZLE 0500 YELLOW							●			●					101119741
	TORNADO KIT RING/NOZZLE 0530 RED	●														101119742
	TORNADO KIT RING/NOZZLE 0640 GREEN														●	101119745
	TORNADO KIT RING/NOZZLE 0650 PALE GREEN											●		●		101119746
	NOZZLE PROTECTION F TORNA		o	o	o	o	o		o	o	o	o	o	o	o	106402425
	TURBOHAMMER NOZZLE W12		o			o										106408221
	TURBO HAMMER NOZZLE W12 0															301001108
	CONTAINER CLEANING NOZZLE								o	o	o	o	o	o	o	15861

ALPHA BOOSTER - Stationary Cold Water

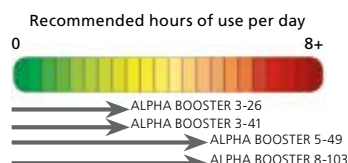


- Single and three phase versions
- Quiet, slow running 1450 rpm motors
- Ceramic pistons for longer working life
- Simple and easy to use
- Equipped with hose, lance and spray gun
- Ergo accessory concept for reduced tiredness and strain
- Optional remote controls, coin boxes, detergent kits



Compact single pump stationary cold water pressure washers - 1 or 3 phase models

ALPHA BOOSTER is a range of professional 1 pump stationary models for use in agriculture, car cleaning, small food industry areas including the food departments of supermarkets, or even around industrial kitchens or public swimming pools.



TECHNICAL DATA	ALPHA BOOSTER 3-26	ALPHA BOOSTER 3-41	ALPHA BOOSTER 5-49	ALPHA BOOSTER 8-103
PUMP PRESSURE (BAR/MPA)	135/13,5	180/18	180/18	180/18
CLEANING IMPACT (KG/FORCE)	2,6	4,1	4,9	10,3
WATER FLOW QMAX/QIEC (L/H)	600/570	825/750	970/900	2000/1920
MAX INLET TEMPERATURE (°C)	50-60	50-60	50-60	50-60
PUMP (RPM)	1450	1450	1450	1450
DIMENSIONS LXWXH (MM)	560x350x370	560x350x370	560x350x370	655x425x467
WEIGHT (KG)	39	39	48	78
POWER CONSUMPTION (KW)	3,4	5,3	6,9	12,0
VOLTAGE/PHASE/FREQUENCY/CURRENT (V~/HZ/A)	230/1/50/13,5	400/3/50/9,9	400/3/50/13,5	400/3/50/22
EL CABLE (M)	5	5	5	5
CERAMIC PISTONS	3	3	3	X
SOUND POWER LEVEL, RE DIRECTIVE 2000/14/EU (LWA)	88	88	85	85
NOZZLE SIZE	.0370	.0400	.0500	.1100
FEATURES				
FULL CERAMIC PISTONS	•	•	•	•
AUTOMATIC STANDBY	•	•	•	•
SILENT POWER - 1450 RPM MOTOR	•	•	•	•
QUICK SERVICE - INNOVATIVE CONCEPT	•	•	•	•
ERGO ACCESSORY SYSTEM	•	•	•	•
DETERGENT FUNCTION	•	•	•	
WATER BRAKE TANK	•	•	•	•
STANDARD EQUIPMENT				
QUICK COUPLING	1602945	1602945	1602945	1602945
REPAIR KIT (M.FCOUP/RESTR	101119496	101119496	101119496	101119496
10MTR 3/8TH BLACK HOSE				6101766
10M HP HOSE 5/16in DN8 DB			101405770	
10 M WIRE HOSE DN6	301002275	301002275		
FLEXOPOWER PLUS 990 BEND	106402281	106402281	106402281	106402281
ERGO 2000 STANDARD W.HOSE	106403122	106403122	106403122	106403122
TORNADO KIT (RING/NOZZLE	101119737			
TORNADO KIT (RING/NOZZLE		101119738		
TORNADO KIT (RING/NOZZLE			101119741	
TORNADO KIT (RING/NOZZLE				101119756
ITEM NO.	107361115	107361130	107361230	107361330



- Stainless steel design for added hygiene and protection against corrosion
- High level of serviceability reduces downtime for maintenance
- 70°C inlet water temperature for use with hot water for additional cleaning efficiency
- Water break tank
- Heavy duty C3 pump for long working life
- PCB for use of factory mounted options (UNO BOOSTER EXTENDED)



Single pump stationary, cold water, 3 phase pressure washer for heavy duty cleaning

The UNO BOOSTER is a flexible model for heavy cleaning applications. It is a 1 pump stationary cold water unit for medium and heavy cleaning applications in agriculture, milking sheds, industry, food industry and shipping.



TECHNICAL DATA	UNO BOOSTER BASIC	UNO BOOSTER EXTENDED
PUMP PRESSURE (BAR/MPA)	160/16	160/16
CLEANING IMPACT (KG/FORCE)	5,5	5,5
WATER FLOW QMAX/QIEC (L/H)	1200/1080	1200/1080
MAX INLET TEMPERATURE (°C)	70	70
PUMP (RPM)	1450	1450
PUMP	1	1
DIMENSIONS LXWXH (MM)	370x700x500	370x700x500
WEIGHT (KG)	81	81
POWER CONSUMPTION (KW)	6,7	6,7
VOLTAGE/PHASE/FREQUENCY/CURRENT (V~/HZ/A)	400/3/50/12	400/3/50/12
EL CABLE (M)	4	4
NUMBER OF PISTONS	4	4
CERAMIC PISTONS	X	X
AUTO STANDBY	X	X
SOUND POWER LEVEL, RE DIRECTIVE 2000/14/EU (LWA)	84	84
NOZZLE SIZE	0640	0640
FEATURES		
STAINLESS STEEL FRAME	•	•
AUTOMATIC STANDBY	•	•
PCB ELECTRONIC CONTROL		•
SILENT POWER - 1450 RPM MOTOR	•	•
C3 4-CERAMIC PISTON PUMP	•	•
BRASS CYLINDER HEAD	•	•
WATER BRAKE TANK	•	•
ITEM NO.	107340030	107340130

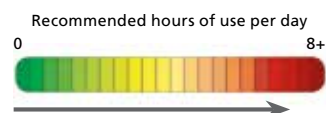

DUO BOOSTER - Stationary Cold Water



2 pump cold water, 3 phase pressure washer for heavy duty cleaning for use by 1/2 people simultaneously

2-pump stationary cold water unit for medium and heavy cleaning applications for use by 1 or 2 people simultaneously in agriculture, milking sheds, industry, food industry and shipping.

- 2 pump system for use by 1 or 2 people at the same time
- Stainless steel design for added hygiene and protection against corrosion
- High level of serviceability for reduced maintenance downtime
- 70°C inlet water temperature for use with pre-heated water and added cleaning efficiency
- Water break tank
- Heavy duty C3 pump for long working life
- PCB for use of factory mounted options
- Intelligent start stop function for motor pump units



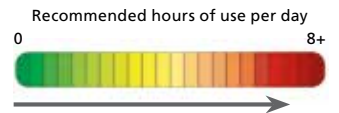
TECHNICAL DATA	DUO BOOSTER BASIC	DUO BOOSTER 7-121
PUMP PRESSURE (BAR/MPA)	160/16	180/18
CLEANING IMPACT (KG/FORCE)	11	12,1
WATER FLOW QMAX/QIEC (L/H)	2400/2160	2400/2230
MAX INLET TEMPERATURE (°C)	70	70
PUMP (RPM)	1450	1450
DIMENSIONS LXWXH (MM)	370x800x900	370x800x900
WEIGHT (KG)	160	160
POWER CONSUMPTION (KW)	13,5	16,4
VOLTAGE/PHASE/FREQUENCY/CURRENT (V~/HZ/A)	400/3/50/24	400/3/50/27
EL CABLE (M)	4	4
NUMBER OF PUMPS	2	2
NUMBER OF PISTONS	4	4
CERAMIC PISTONS	4	4
AUTO STANDBY	X	X
SOUND POWER LEVEL, RE DIRECTIVE 2000/14/EU (LWA)	83	83
NOZZLE SIZE	0640	0640
FEATURES		
STAINLESS STEEL FRAME	•	•
AUTOMATIC STANDBY	•	•
PCB ELECTRONIC CONTROL		•
C3 4-CERAMIC PISTON PUMP	•	•
BRASS CYLINDER HEAD	•	•
WATER BRAKE TANK	•	•
1 OR 2 USERS	•	•
STANDARD EQUIPMENT		
QUICK COUPLING NIPPLE 03K	1603101	1603101
ITEM NO.	107340230	107340430



3-6 pump cold water, 3 phase pressure washer for heavy duty cleaning for use by up to 6 people simultaneously


The DELTA BOOSTER is a multi-pump, multi-pressure system encompassing from 3 to 6 pumps - and allowing up to 6 people to work at any time. A stationary cold water unit for the heaviest cleaning applications in industry, food industry and shipping.

- 3 to 6 pumps for up to 6 users at one time
- Colour coded lances allow mixed use of low, medium and high pressure and detergent application
- Inlet water of up to 85°C into break tank and 70°C through pumps
- Stainless steel design with high level of accessibility and serviceability
- Machine continues to run whilst individual pumps can be removed for service
- Intelligent start stop function for motor pumps depending on real-time demand from users
- Line pressures from 100 to 160 bar available



TECHNICAL DATA	DELTA BOOSTER 3 PUMP	DELTA BOOSTER 4 PUMP	DELTA BOOSTER 6 PUMP
PUMP PRESSURE (BAR/MPA)	160/16	160/16	160/16
CLEANING IMPACT (KG/FORCE)	15,9	21,5	32,2
WATER FLOW QMAX/QIEC (L/H)	3120	4160	6230
MAX INLET TEMPERATURE (°C)	85	85	85
PUMP (RPM)	1450	1450	1450
DIMENSIONS LXWXH (MM)	815x770x1800	815x770x1800	815x770x1800
WEIGHT (KG)	349	402	509
POWER CONSUMPTION (KW)	20,1	26,8	40,5
VOLTAGE/PHASE/FREQUENCY/CURRENT (V/~/HZ/A)	400-415/3/50/13-37	400-415/3/50/13-49	400/3/50/73,0
EL CABLE (M)	-	-	-
NUMBER OF PUMPS	3	4	6
CERAMIC PISTONS	4	4	4
AUTO STANDBY	X	X	X
SOUND POWER LEVEL, RE DIRECTIVE 2000/14/EU (LWA)	83	83	86
NOZZLE SIZE	MIX OF NOZZLES	MIX OF NOZZLES	MIX OF NOZZLES
FEATURES			
STAINLESS STEEL FRAME	•	•	•
AUTOMATIC STANDBY	•	•	•
PCB ELECTRONIC CONTROL	•	•	•
85 C INLET WATER TEMPERATURE	•	•	•
DIAGNOSTIC SYSTEM	•	•	•
UP TO 6 USERS AT ANY TIME	•	•	•
INTELLIGENT PUMP CONTROL SYSTEM	•	•	•
ITEM NO.	7330130	7330230	7330430

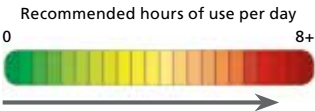
MULTICLEANER 7-53 - Automatic Cleaning



Automatic, self-propelled high pressure washer robot for stables

MULTICLEANER 7-53 is a user friendly, self-propelled and programmable cleaning robot, for primary use in pig farms. Also adapted to any cleaning environment with a central alley or sites without obstacles hanging down from the ceiling. Profitable cleaning at any time of the day or night without the need to have an operator present.

- Fully automatic cleaning C3 pump with 4 ceramic pistons
- Easy to programme for various types and sizes of stable areas
- Adjustable cleaning arm both vertically and horizontally
- Reduced cleaning costs and saves hard manual work, money, water and electricity
- Several optional kits such as:
 - Outlet for manual wash kit
 - Detergent and disinfection kit
 - Obstacle detection kit



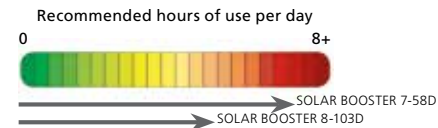
TECHNICAL DATA	MULTICLEANER 7-53
PUMP PRESSURE (BAR/MPA)	195 / 19,5
CLEANING IMPACT (KG/FORCE)	5.3
WATER FLOW QMAX/QIEC (L/H)	1070/1000
MAX INLET TEMPERATURE (°C)	60
LENGTH X WIDTH X HEIGHT (MM)	1500x615x1000 Folded
WEIGHT (KG)	285
VOLTAGE/PHASE/FREQUENCY/CURRENT (V~/HZ/A)	400/3/50/16
MOTOR RATING PLATE (RPM)	1450
CLEANING DEPTH (MM)	4800
ARM RANGE FROM STALL EDGE MAX/MIN (MM)	1000/2000
MIN. GANGWAY WIDTH (MM)	700
CABLE LENGTH (M)	35
SOUND LEVEL LPA/LWA (DBA)	83 / 96
FEATURES	
STAINLESS STEEL VERSION	•
C3 4-CERAMIC PISTON PUMP	•
CABLE REEL	•
USER FRIENDLY PROGRAMMING	•
ADJUSTABLE CLEANING ARM	•
ITEM NO.	107341010



Diesel powered stationary hot water pressure washers

Hot water stationary pressure washers for tough applications in automotive, industry, shipping and food sectors.

- Brass cylinder head
- Expandable control technology with PLC and customisation through options
- Automatic diagnosis and fault finding
- High efficiency, low cost heating system with Eco Power boiler system
- Galvanised and powder coated steel frame and cabinet
- Reduced running and service costs
- MMO - Multiple Machine Option - OPTIONAL



TECHNICAL DATA	SOLAR BOOSTER 5-52 D	SOLAR BOOSTER 7-58 D	SOLAR BOOSTER 7-58 DS	SOLAR BOOSTER 8-103 D
PUMP PRESSURE (BAR/MPa)	165/16,5	170/17	170/17	180/18
CLEANING IMPACT (KG/FORCE)	5,2	5,8	5,8	10,3
WATER FLOW QMAX/QIEC (L/H)	1100/1000	1200/1110	1200/1110	2000/1900
MAX INLET TEMPERATURE (°C)	30	30	30	30
WATER TEMPERATURE (WATER/STEAM) (°C)	99	99	99	70
PUMP (RPM)	1450	1450	1450	1450
DIMENSIONS LXWXH (MM)	700x900x1077	700x900x1077	700x900x1077	700x900x1077
WEIGHT (KG)	189	215	215	232
POWER CONSUMPTION (KW)	7,4	8,8	8,8	12
VOLTAGE/PHASE/FREQUENCY/CURRENT (V~/HZ/A)	400/3/50/13,4	400/3/50/13,5	400/3/50/13,5	400/3/50/24
EL CABLE (M)	4	4	4	4
HEATING CAPACITY (KW)	80	115	115	115
HEATING EFFICIENCY (%)	92	92	92	92
FUEL CONSUMPTION DT 45 °C (KG/H)	4,8	5,4	5,4	8,9
NUMBER OF PISTONS	3	4	4	3
CERAMIC PISTONS	X	X	X	X
SOUND POWER LEVEL (DB(A)IEC 704)	92	93	93	93
NOZZLE SIZE	0600	0680	0680	1100
FEATURES				
ECO POWER BOILER-HIGH EFFICIENCY	•	•	•	•
C3 4-CERAMIC PISTON PUMP		•	•	
NA5 - 3 CERAMIC PISTON PUMP	•			
NP8 - 3 CERAMIC PISTON PUMP				•
GALVANISED STEEL FRAME	•	•	•	•
PLC AND EXPANDABLE CONTROL ELECTRONICS	•	•	•	•
AUTO FAULT FINDING	•	•	•	•
ITEM NO.	107370055	107370070	107370077	107370080

SOLAR BOOSTER E - Stationary Hot Water

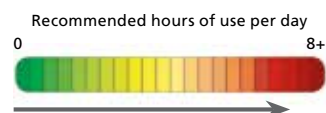


- Brass cylinder head
- Expandable control technology with PLC, customisation through options
- Automatic diagnosis and fault finding
- Pollution free, heating system
- Galvanised and powder coated steel frame and cabinet
- Reduced running and service costs
- Large 119 L heating tank for excellent heating capacity
- Available up to 54 kW heating
- C3 longlife pump with 4 ceramic pistons
- MMO - Multiple Machine Option - OPTIONAL



Electrically heated stationary pressure washers

Electrical powered stationary heating for maximum efficiency in the automotive, industrial, food and shipping sectors. Electrical heating is exhaust gas and pollution free.



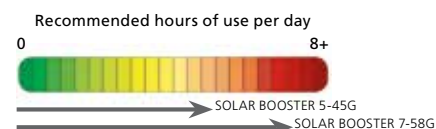
TECHNICAL DATA	SOLAR BOOSTER 7-38 E18H	SOLAR BOOSTER 7-58 E18H	SOLAR BOOSTER 7-58 E36H	SOLAR BOOSTER 7-58 E54H
PUMP PRESSURE (BAR/MPa)	135/13,5	170/17	170/17	170/17
CLEANING IMPACT (KG/FORCE)	3,8	5,8	5,8	5,8
WATER FLOW QMAX/QIEC (L/H)	875/810	1200/1110	1200/1110	1200/1110
MAX INLET TEMPERATURE (°C)	85	85	85	85
MAX TEMPERATURE (°C)	85	85	85	85
WATER TEMPERATURE DELTA T AT FULL FLOW (°C)	19	14	28	42
DIMENSIONS LXWXH (MM)	670x900x1077	670x900x1077	670x900x1077	670x900x1077
WEIGHT (KG)	150	155	155	156
POWER CONSUMPTION (KW)	5,8 + 18	7,5+18	7,5+36	7,5+54
VOLTAGE/PHASE/FREQUENCY/CURRENT (V~/HZ/A)	400/3/50/36	400/3/50/39	400/3/50/65	400/3/50/91
MIN. INLET WATER PRESSURE AT FULL FLOW (BAR)	1	1	1	1
CERAMIC PISTONS	4	4	4	4
SOUND PRESSURE LEVEL (dB(A))	92	92	92	92
NOZZLE SIZE	530	680	680	680
FEATURES				
C3 4-CERAMIC PISTON PUMP	•	•	•	•
ELECTRICAL HEATING SYSTEM	•	•	•	•
AUTOMATIC START/STOP	•	•	•	•
GALVANISED STEEL FRAME	•	•	•	•
PLC AND EXPANDABLE CONTROL ELECTRONICS	•	•	•	•
AUTO FAULT FINDING	•	•	•	•
WATER BRAKE TANK	•	•	•	•
ITEM NO.	107370260	107370270	107370274	107370276



Gas powered stationary hot water pressure washers

Gas powered stationary heating for maximum efficiency in the automotive, industrial sectors or other sites possessing a gas supply line, avoiding need to provide diesel fuel supply.

- Brass cylinder head
- Expandable control technology with PLC, customisation through options
- Automatic diagnosis and fault finding
- Efficient gas heating systems
- Galvanised and powder coated steel frame and cabinet
- Reduced running and service costs
- MMO - Multiple Machine Option - OPTIONAL



TECHNICAL DATA	SOLAR BOOSTER 5-45 G	SOLAR BOOSTER 7-58 G
PUMP PRESSURE (BAR/MPa)	150/15	170/17
CLEANING IMPACT (KG/FORCE)	4,5	5,8
WATER FLOW QMAX/QIEC (L/H)	1020/900	1200/1110
MAX INLET TEMPERATURE (°C)	30	30
MAX TEMPERATURE (°C)	99	99
WATER TEMPERATURE DELTA T AT FULL FLOW (°C)	85	85
PUMP (RPM)	1450	1450
DIMENSIONS LxWxH (MM)	700x900x1100	700x900x1100
WEIGHT (KG)	186	214
POWER CONSUMPTION (KW)	7,5	8,9
VOLTAGE/PHASE/FREQUENCY/CURRENT (V~/HZ/A)	400/3/50/14	400/3/50/15
HEATING CAPACITY (KW)	93	100
HEATING EFFICIENCY (%)	94	93
FUEL CONSUMPTION AT DELTA 40 °C (M³/H)	4,5 m2/hour	5,7 m2/hour
BURNER FUEL TYPE	NG	NG
CERAMIC PISTONS	3	4
SOUND LEVEL	93	93
NOZZLE SIZE	0550	0680
FEATURES		
C3 4-CERAMIC PISTON PUMP		•
NA5 - 3 CERAMIC PISTON PUMP	•	
GALVANISED STEEL FRAME	•	•
PLC AND EXPANDABLE CONTROL ELECTRONICS	•	•
GAS BURNER AND COIL	•	•
IMMERSED GAS HEATER AND WATER TANK		
AUTO FAULT FINDING	•	•
ITEM NO.	107370450	107370470

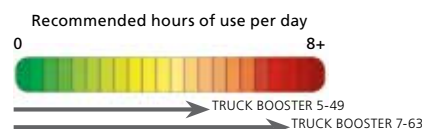
TRUCK BOOSTER - Stationary Hot Water



Stationary hot water pressure washers for permanent outside placement

Hot water stationary unit for permanent placement outside for use in fleet, haulage sectors or in slaughterhouse delivery yards.

- Stainless steel robust design against corrosion
- EcoPower boiler for reduced fuel consumption costs
- Silent Power, low noise level with 1450 rpm motor pump units
- Simple control panel with only 4 buttons
- Ergo accessories for added user friendliness
- Internal frost protection down to minus 20°C
- Compact design
- Available in both single phase and three phase formats



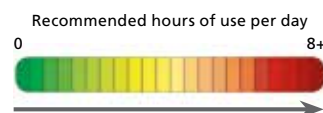
TECHNICAL DATA	TRUCK BOOSTER 7-63 D	TRUCK BOOSTER 5-49 D	TRUCK BOOSTER 5-30 D
PUMP PRESSURE (BAR/MPa)	175/17,5	180/18	85/8.5
CLEANING IMPACT (KG/FORCE)	6,3	4,9	3.0
WATER FLOW QMAX/QIEC (L/H)	1260/1170	970/930	850/800
MAX INLET TEMPERATURE (°C)	30	30	30
WATER TEMPERATURE (WATER/STEAM) (°C)	90/150	90/150	90/150
PUMP (RPM)	1450	1450	1450
DIMENSIONS LXWXH (MM)	1025x715x1670	1025x715x1670	1025x715x1670
WEIGHT (KG)	262	227	227
POWER CONSUMPTION (KW)	8,2	7,2	7.2
VOLTAGE/PHASE/FREQUENCY/CURRENT (V/~/HZ/A)	400/3/50/16	400/3/50/14	230/1/50/16
FUEL TANK (L)	33	33	33
DETERGENT TANK (L)	2x25	2x25	2x25
NUMBER OF PISTONS	4	3	3
CERAMIC PISTONS	X	X	X
AUTO STANDBY	X	X	X
SOUND POWER LEVEL, RE DIRECTIVE 2000/14/EU (LWA)	92	92	85
NOZZLE SIZE	0680	0550	0700
FUEL CONSUMPTION, MOTOR (DIESEL) KG/H	5,3	4,3	4.0
FEATURES			
STAINLESS STEEL FRAME	•	•	•
ECO POWER BOILER-HIGH EFFICIENCY	•	•	•
QUICK SERVICE - INNOVATIVE CONCEPT	•	•	•
WDK DUAL DETERGENT INJECTOR	•	•	•
INTERNAL HEATER AND INSULATION FOR FROST PROTECTION	•	•	•
FLAME SENSOR	•	•	•
WATER BRAKE TANK	•	•	•
STANDARD EQUIPMENT			
quick coupling	1602945		1602945
REPAIR KIT (M.FCOUP/RESTR)	101119496	101119496	101119496
10MTR 3/8TH BLACK HOSE	6101766	6101766	6101766
TORNADO PLUS 1120	106403010	106403010	106403010
ERGO 2000 STANDARD W.HOSE	106403122	106403122	106403122
TORNADO KIT (RING/NOZZLE)		101119743	
TORNADO KIT (RING/NOZZLE)	101119747		101119748
ITEM NO.	107370810	107370830	107370840



Innovative technology for quicker payback time on self service washes

The AUTO BOOSTER 5 M is a range of stationary self service wash units equipped with innovative frequency modulated motor technology. Ideal solutions for equipping service stations or car dealerships with a self service wash site with quick payback on investment.

- Low wear and tear and service requirements reduce maintenance costs
- Innovative frequency modulated technology
- Low daily run costs through reduced fuel, water and electrical consumption
- Available with steel and stainless steel coils in diesel fired models for areas with hard or soft water
- Available with electrical heating for pollution free cleaning
- Ergonomical and pressure relieved accessories for extra comfort in use.
- Low noise levels



TECHNICAL DATA	AUTO BOOSTER 5 M-10/500 D	AUTO BOOSTER 5 M-10/500 DS	AUTO BOOSTER 5 M-10/500 E
PUMP PRESSURE (BAR/MPa)	100/10	100/10	100/10
CLEANING IMPACT (KG/FORCE)	2	2	2
WATER FLOW QMAX/QIEC (L/H)	500/500	500/500	500/500
MAX INLET TEMPERATURE (°C)	30	30	30
WATER TEMPERATURE (WATER/STEAM) (°C)	20-60	20-60	20-60
PUMP (RPM)	44-1160	44-1160	44-1160
DIMENSIONS LXWXH (MM)	725x1090x1635	725x1090x1635	725x1090x1635
WEIGHT (KG)	204	204	182
POWER CONSUMPTION (KW)	6,4	6,4	16,8
VOLTAGE/PHASE/FREQUENCY/CURRENT (V~/HZ/A)	400/3/Variable	400/3/Variable	400/3/Variable
FUEL CONSUMPTION DT 45 °C (KG/H)	2,3	2,3	
FUEL TANK (L)	33	33	
DETERGENT TANK (L)	2x25	2x25	2x25
NOZZLE SIZE	0370	0370	0370
FEATURES			
ECO POWER BOILER-HIGH EFFICIENCY	•	•	
QUICK SERVICE - INNOVATIVE CONCEPT	•	•	•
ELECTRICAL HEATING SYSTEM			•
INTERNAL HEATER AND INSULATION FOR FROST PROTECTION	•	•	•
DIESEL VERSION	•	•	
DELAYED AUTOMATIC START STOP	•	•	•
STAINLESS STEEL CABINET			
STANDARD EQUIPMENT			
SELF SERVICE BRUSH AUTO	106402241	106402241	106402241
HIGH PRESSURE HOSE L8200	101405641	101405641	101405641
HOSE NOZZLE	61369	61369	61369
UNIVERSAL PLUS 1080	106403037	106403037	106403037
WEEPING WINTER GUN	106402243	106402243	106402243
TORNADO KIT (RING/NOZZLE)	101119737	101119737	101119737
ITEM NO.	107370880	107370882	107370884

Accessories for Industrial Pressure Washers

[illegible]



Couplings and Adapters

Adapters

	ALPHA BOOSTER 3-26	ALPHA BOOSTER 3-41	ALPHA BOOSTER 5-49	ALPHA BOOSTER 8-103	UNO BOOSTER BASIC	UNO BOOSTER EXTENDED	DUO BOOSTER BASIC	DUO BOOSTER 7-121	DELTA BOOSTER 3 PUMP	DELTA BOOSTER 4 PUMP	DELTA BOOSTER 6 PUMP	MULTICLEANER 7-53	SOLAR BOOSTER 7-58 D	SOLAR BOOSTER 8-103 D	SOLAR BOOSTER 7-38 E18H	SOLAR BOOSTER 7-58 E18H	SOLAR BOOSTER 7-58 E36H	SOLAR BOOSTER 7-58 E54H	SOLAR BOOSTER 5-45 G	SOLAR BOOSTER 7-58 G	TRUCK BOOSTER 7-63 D	TRUCK BOOSTER 5-49 D	AUTO BOOSTER 5 M-10/500 D	AUTO BOOSTER 5 M-10/500 DS	AUTO BOOSTER 5 M-10/500 E	Item no.
GEKA COUPLING - 3/4in	o	o	o	o																	o	o				1311
GEKA COUPLING - 3/4in	o	o	o	o																	o	o				1718
GEKA COUPLING - 1in	o	o	o	o																	o	o				3250
HOSE CONNECTOR	o	o	o																		o	o				32541
HOSE NOZZLE	o	o	o	o																	o	o	•	•	•	61369
ADAPTER HP CONNECTION M21	o	o	o	o																						64540
QUICK RELEASE COUPLING	o	o	o	o																	o	o				66159
QUICK RELEASE COUPLING	o	o	o	o																						66160
ADAPTOR KEW	o	o	o	o	o	o	o	o																		66161
ADAPTOR KEW	o	o	o	o																						66162
QUICK COUPLING NIPPLE	o	o	o	o	o	o	o	o	o	o	o		o	o	o	o	o	o	o	o	o	o				1600493
NIPPLE FOR QUICK COUPLING	o	o	o	o																	o	o				1600659
quick coupling	•	•	•	•			o	o					o	o						o	o	•	□			1602945
QUICK COUPLING NIPPLE 03K	o	o	o	o	o	o	•	•	o	o	o		o	o	o	o	o	o	o	o	o	o				1603101
QUICK COUPLING NIPPLE 01K	o	o	o	o																	o	o				1604669
SOCKET	o	o	o	o																	o	o				1608629
BRANCH PIECE COMPL.				o																						4809131
REPAIR KIT (M.FCOUP/RESTR)	•	•	•	•	o	o	o	o	o	o	o		o	o	o	o	o	o	o	o	o	o	•	•		101119496
ERGO 3000 QUICK COUPLING F 3/8	o	o	o	o	o	o	o	o	o	o	o		o	o	o	o	o	o	o	o	o	o				106402075



Hoses

WATER HOSE PER METRE OIL/ABRASION - RESISTANT 3/4"	o	o	o	o																						6465
GEKA COUPLING - 1in	o	o	o	o																						1719
HOSE NON-BLACKING 15M DN 10	o	o	o	o	o	o	o	o	o	o	o		o	o	o	o	o	o	o	o	o	o				1401983
HOSE NON-BLACKING 20M DN 10	o	o	o	o	o	o	o	o	o	o	o		o	o	o	o	o	o	o	o	o	o				1401991
25M NON-BLACKING HOSE DN 10	o	o	o	o	o	o	o	o	o	o	o		o	o	o	o	o	o	o	o	o	o				1402007
HOSE NON-BLACKING 30m DN 10	o	o	o	o	o	o	o	o	o	o	o		o	o	o	o	o	o	o	o	o	o				1402015
HOSE 15 M. BLACK 3/8in HS DN 10	o	o	o	o	o	o	o	o	o	o	o		o	o	o	o	o	o	o	o	o	o				1402064
HOSE 20 M. BLACK 3/8in HS DN 10	o	o	o	o					o	o	o											o	o			1402072
HOSE 25M BLACK 3/8in HSD DN 10	o	o	o	o	o	o	o	o	o	o	o		o	o	o	o	o	o	o	o	o	o				1402080
HOSE 30 METRES STEAM DN 10	o	o	o	o	o	o	o	o	o	o	o		o	o	o	o	o	o	o	o	o	o				1402098
HOSE STEAM 50 M COMP DN 10	o	o	o	o	o	o	o	o	o	o	o		o	o	o	o	o	o	o	o	o	o				1402759
3/8in HOSE 1M DN 10	o	o	o	o	o	o	o	o	o	o	o		o	o	o	o	o	o	o	o	o	o				1402916
HOSE STEAM 2M DN 10	o	o	o	o	o	o	o	o	o	o	o		o	o	o	o	o	o	o	o	o	o				1402924
3/8in HOSE 3M DN 10	o	o	o	o	o	o	o	o	o	o	o		o	o	o	o	o	o	o	o	o	o				1402932
HOSE 5 M DN 10	o	o	o	o	o	o	o	o	o	o	o		o	o	o	o	o	o	o	o	o	o				1402940
5/16in 1 WIRE HOSE COMPL DN 8	o	o	o										o	o					o							1405569
HOSE 20M 1W DN 8	o	o	o												o				o	o	o	o				1405666
15 M 2 WIRE HOSE Ø 1/2" D DN 12				o																						4810213
20 M 2 WIRE HOSE 1/2 DN 12				o																						4810214
HIGH PRESSURE HOSE 1/2in DN 12				o																						4810219
10MTR 3/8TH BLACK HOSE DN 12	o	o	o	•	o	o	o	o	o	o	o		o	o	o	o	o	o	o	o	o	•	•			6101766
HOSE. COMP.NON-BLACKING 0 DN 10	o	o	o	o	o	o	o	o	o	o	o		o	o	o	o	o	o	o	o	o	o				6101767
REPAIR KIT (M/F COUPLING) DN 10	o	o	o	o	o	o	o	o	o	o	o		o	o	o	o	o	o	o	o	o	o				101119499
10M HP HOSE 5/16in DN8 DB	o	o	•										o	o					o							101405770
15M HP HOSE 5/16in DN8 DB			o												o				o							301001100
20M HP HOSE 5/16in DN8 DB	o	o	o												o				o							301001101
10 M WIRE HOSE DN6	•	•																								301002275
















Lances

DeltaBooster Lances for 160 bar Systems


LANCE MPS 160 BAR 93CM WHITE									o	o	o																6300846
LANCE MPS 160 BAR 93CM BLACK									o	o	o																6300847
LANCE MPS 160 BAR 93CM BROWN									o	o	o																6300848
LANCE MPS 160 BAR 93CM GREEN									o	o	o																6300849
LANCE MPS 160 BAR 93CM BLUE									o	o	o																6300850

Accessories for Industrial Pressure Washers

		ALPHA BOOSTER 3-26	ALPHA BOOSTER 3-41	ALPHA BOOSTER 5-49	ALPHA BOOSTER 8-103	UNO BOOSTER BASIC	UNO BOOSTER EXTENDED	DUO BOOSTER BASIC	DUO BOOSTER 7-121	DELTA BOOSTER 3 PUMP	DELTA BOOSTER 4 PUMP	DELTA BOOSTER 6 PUMP	MULTICLEANER 7-53	SOLAR BOOSTER 7-58 D	SOLAR BOOSTER 8-103 D	SOLAR BOOSTER 7-38 E18H	SOLAR BOOSTER 7-58 E18H	SOLAR BOOSTER 7-58 E36H	SOLAR BOOSTER 7-58 E54H	SOLAR BOOSTER 5-45 G	SOLAR BOOSTER 7-58 G	TRUCK BOOSTER 7-63 D	TRUCK BOOSTER 5-49 D	AUTO BOOSTER 5 M-10/500 D	AUTO BOOSTER 5 M-10/500 D5	AUTO BOOSTER 5 M-10/500 E	Item no.
	DeltaBooster Lances for 160 bar Systems																										
	LANCE MPS 160 BAR 93CM RED									o	o	o															6300851
	LANCE MPS 160 BAR 93CM ORANGE									o	o	o															6300852
	LANCE MPS 160 BAR 93CM YELLOW									o	o	o															6300853
	SINGLE LANCE 93CM 06									o	o	o															6300870
	Tornado Lances																										
	TORNADO PLUS 1120 BEND	o	o	o	o			o	o					o	o	o	o	o	o	o	o	o	o	o	o	o	106403010
	TORNADO PLUS 1000 BEND	o	o	o	o			o	o					o	o	o	o	o	o	o	o	o	o	o	o	o	106403011
	TORNADO PLUS 2080 BEND	o	o	o	o			o	o					o	o	o	o	o	o	o	o	o	o	o	o	o	106403012
	TORNADO PLUS 630 STRAIGHT	o	o	o	o			o	o					o	o	o	o	o	o	o	o	o	o	o	o	o	106403013
	Universal Lances																										
	UNIVERSAL PLUS 2060 STRAIGHT	o	o	o	o									o	o	o	o	o	o	o	o	o	o	o	o	o	106403030
	UNIVERSAL PLUS 1560 W/O STRAIGHT	o	o	o	o									o	o	o	o	o	o	o	o	o	o	o	o	o	106403031
	UNIVERSAL PLUS 650 STRAIGHT	o	o	o	o									o	o	o	o	o	o	o	o	o	o	o	o	o	106403032
	UNIVERSAL PLUS 1080 STRAIGHT	o	o	o	o									o	o	o	o	o	o	o	o	o	o	o	o	o	106403033
	UNIVERSAL PLUS LANCE 1230 BENT	o	o	o	o									o	o	o				o	o	o	o	o	o	o	106403034
	UNIVERSAL PLUS LANCE 1080 BENT	o	o	o	o			o	o					o	o	o	o	o	o	o	o	o	o	o	o	o	106403035
	UNIVERSAL PLUS LANCE 940 BENT	o	o	o	o									o	o	o	o	o	o	o	o	o	o	o	o	o	106403036
	UNIVERSAL PLUS 1080																							o	o	o	106403037
	PowerSpeed Vario Lances																										
	POWERSPEED VARIO PLUS 770-0500			o																							106403023
	POWERSPEED VARIO PLUS 1090-0370	o																									106403091
	POWERSPEED VARIO PLUS 1090-0530														o												106403094
	POWERSPEED VARIO PLUS 1090-0640							o	o																		106403095
	POWERSPEED VARIO PLUS 1090-0680													o		o	o	o		o							106403096
	POWERSPEED VARIO PLUS 1090-0700																										106403097
	TurboHammer Lances																										
	TURBOHAMMER PLUS L113 0550 W11																			o							106402292
	TURBO HAMMER PLUS L113 0600 W11																										106402293
	TURBO HAMMER PLUS L113 0700 W11																				o						106402294
	FlexoPower Lances																										
	FLEXOPOWER PLUS 1120 W/O NOZZ	o	o	o	o									o	o	o	o	o	o	o	o	o	o	o	o	o	106402280
	FLEXOPOWER PLUS 1010 NOZZ	o	o	o	o									o	o	o	o	o	o	o	o	o	o	o	o	o	106402281
	FLEXOPOWER PLUS 960 NOZZ	o	o	o	o									o	o	o	o	o	o	o	o	o	o	o	o	o	106402282
	Short Lances																										
	LANCE WITH BAYONET COUPLING									o	o	o															106401239
	DOUBLE LANCE W/O NOZZLE L100MM	o	o	o		o	o	o	o	o	o	o		o	o	o	o	o	o	o	o	o	o	o	o	o	106402150
	UNIVERSALLANCE W/O NOZZLE L100MM	o	o	o	o	o	o	o	o	o	o	o		o	o	o	o	o	o	o	o	o	o	o	o	o	106402151
	FLEXOPOWER W/O NOZZLE L100MM	o	o	o	o	o	o	o	o	o	o	o		o	o	o	o	o	o	o	o	o	o	o	o	o	106402152
	Special Lances																										
	DISTANCE-NOZZLE 0640 FOR LONG REACH LANCE		o	o						o	o	o										o	o				2802696
	UNDERCARRIAGE WASHING EQUIP WITH NOZZ - 40065	o	o	o	o	o	o	o	o							o	o	o	o	o	o	o	o	o	o	o	6400036
	LANCE LONG REACH 1500MM - UP TO 3-4M, INCL. 0640 NOZ	o	o	o	o	o	o	o	o	o	o	o		o	o	o	o	o	o	o	o	o	o	o	o	o	6401193
	UNIVERSAL WASHER CURVED LANCE 1090MM FOR UCHASSIS WITH 8010 NOZZ	o	o	o		o	o	o	o	o	o	o		o	o	o	o	o	o	o	o	o	o	o	o	o	6402016
	Trigger Gun																										
	Spray gun																										
	REP KIT SWIVEL JOINT	o	o	o																			o				101119484
	SIDE BAR SOFT GRIP FOR ALL LANCE	o	o	o	o	o	o	o	o	o	o	o		o	o	o	o	o	o	o	o	o	o	o	o	o	106402110
	ERGO 3000 SPRAY GUN W SWIVEL	o	o	o	o	o	o	o		o	o	o		o	o	o	o	o	o	o	o	o	o	o	o	o	106402190
	ERGO 3000 SPRAY GUN VARIO/SWIVEL					o	o	o		o	o	o		o	o					o	o						106402191

		ALPHA BOOSTER 3-26	ALPHA BOOSTER 3-41	ALPHA BOOSTER 5-49	ALPHA BOOSTER 8-103	UNO BOOSTER BASIC	UNO BOOSTER EXTENDED	DUO BOOSTER BASIC	DUO BOOSTER 7-121	DELTA BOOSTER 3 PUMP	DELTA BOOSTER 4 PUMP	DELTA BOOSTER 6 PUMP	MULTICLEANER 7-53	SOLAR BOOSTER 7-58 D	SOLAR BOOSTER 8-103 D	SOLAR BOOSTER 7-38 E18H	SOLAR BOOSTER 7-58 E18H	SOLAR BOOSTER 7-58 E36H	SOLAR BOOSTER 7-58 E54H	SOLAR BOOSTER 5-45 G	SOLAR BOOSTER 7-58 G	TRUCK BOOSTER 7-63 D	TRUCK BOOSTER 5-45 D	AUTO BOOSTER 5 M-10/500 D	AUTO BOOSTER 5 M-10/500 DS	AUTO BOOSTER 5 M-10/500 E	Item no.
	Spray gun																										
	WEEPING WINTER GUN																										106402243
	ERGO 2000 STANDARD	●	●	●	●			○	○					○	○	○	○	○	○	○	○	●	●		●	●	106403122
Special accessories																											
	Pressure Washer Options																										
	EMERGENCY PANIC BUTTON					○	○		○					○	○	○	○	○	○	○	○						29277
	MECHANICAL COIN BOX			○		○	○	○	○						○	○	○	○	○	○	○	○					54328
	ON/OFF (MECHANICAL)			○		○	○	○	○					○	○	○	○	○	○	○	○	○					54329
	COIN MACH. WITHOUT DETERG			○		○	○	○	○					○	○	○	○	○	○	○	○	○					54330
	MECHANICAL COIN BOX & 1 D			○		○	○	○						○	○	○	○	○	○	○	○	○					54332
	COIN BOX MECH ON/OFF+1DET			○		○	○	○						○	○	○	○	○	○	○	○	○					54333
	COIN MACH. WITHOUT DETERG			○		○	○	○						○	○	○	○	○	○	○	○	○					54334
	1XDETERGENT UNO SOLENOID						○																				107340900
	2 DETERGENTS FOR UNO						○																				107340901
	AUTOMATIC PRESSURE RELIEF						○		○																		107340902
	1 X DETERGENT (MANUAL)					○	○	○	○					○	○					○	○						107340903
	LOW WATER SECURITY 1 BAR					○	○	○	○					○	○					○	○						107340905
	1 DETERGENT FOR DUO								○																		107340906
	2 DETERGENT FOR DUO								○																		107340907
	KIT FOR COIN BOX					○	○																				107340908
	WATER INLET SECURITY					○	○	○	○					○	○	○	○	○	○	○	○	○					107340910
	REMOTE CONTROL 2 BUTTONS			○	○	○	○	○	○					○	○	○	○	○	○	○	○	○					107340911
	REMOTE CONTROL 3 BUTTONS			○	○		○		○					○	○	○	○	○	○	○	○	○					107340912
	REMOTE CONTROL 4 BUTTONS			○			○		○					○	○	○	○	○	○	○	○	○					107340913
	REMOTE CONTROL 5 BUTTONS			○	○		○		○					○	○	○	○	○	○	○	○	○					107340914
	UNO COLD/HOT SWITCH OPTIO						○																				107340915
	1 X DETERGENT													○	○	○	○	○	○	○	○						107370952
	2 X DETERGENT (SOLAR)													○	○	○	○	○	○	○	○						107370953
	FROST PROTECTION SOLAR D/						○		○					○	○	○	○	○	○	○	○						107370954
	FROST PROTECTION (SOLAR E						○		○					○	○	○	○	○	○	○	○						107370955
	NO SCALE UNIT SOLAR													○	○	○	○	○	○	○	○						107370958
	OPTION AUT.PRESSURE													○	○	○	○	○	○	○	○						107370966
	EXTERNAL CHIMNEY ADAPTOR													○	○					○	○						301001089
Sand and Soft Blasting																											
	Abrasive blasting																										
	BLASTING MATERIAL 25KG	○	○	○		○	○	○	○	○	○	○		○	○	○	○	○	○	○	○	○	○				8379
	ARMEX POWDER 25KG		○	○		○	○	○	○	○	○	○				○	○	○	○	○	○						5218617
	VS3 300 S	○	○	○		○	○	○	○	○	○	○		○		○	○	○	○	○	○	○	○				6400375
	NOZZLE BORON CARBID	○	○	○																							6400379
	SANDINJECTOR W. NOZZLE DI					○	○	○	○					○		○	○	○	○	○	○	○					6400382
	LANCER FOR VS3 300	○	○																								6401192
	KEW SOFT BLASTING 05 LANC		○	○												○						○					6401233
	KEW SOFT BLASTING LANCE 0					○	○	○	○	○	○	○		○		○	○	○	○	○	○	○	○				6401234
	HANDLE. COMPL. W. 0-NOZZLE			○													○										6401362
	HANDLE COMPL. W. RUBBER NO			○																							6401364
	HANDLE W. RUBBER NOZZLE					○	○	○	○	○	○	○				○	○	○	○	○	○						6401365
	VS3-NOZZLES 10 PCS. RUBBE	○	○	○																		○	○				6402317
	WSB KIT INCL. PICK UP	○	○																								301112493
Chemical Equipment																											
	Detergent equipment																										
	INJECTOR W FIXED DOSAGE	○	○	○	○	○	○	○	○	○	○	○		○						○	○	○	○				6401092
	FOAM INJ W BY-PASS	○	○	○	○	○	○	○	○	○	○	○		○		○	○	○	○	○	○	○	○				6401242
	FOAM INJ W BY-PASS SS	○	○	○	○	○	○	○	○	○	○	○		○		○	○	○	○	○	○	○	○				6401243
	FOAM INJECTOR	○	○	○	○	○	○	○	○	○	○	○		○		○	○	○	○	○	○	○	○				6401244
	FOAM INJECTOR	○	○	○	○	○	○	○	○	○	○	○		○		○	○	○	○	○	○	○	○				6401245

Accessories for Industrial Pressure Washers

	Detergent equipment																																																																																																																																																																																																																																																																																																																																																																																																																																																																																																																																																																																																																																																																																																																																																																																																																																																																																																																																																																																																																																																																																																																																																																																																																																																																																																																																																																																																																
--	---------------------	--	--	--	--	--	--	--	--	--	--	--	--	--	--	--	--	--	--	--	--	--	--	--	--	--	--	--	--	--	--	--	--	--	--	--	--	--	--	--	--	--	--	--	--	--	--	--	--	--	--	--	--	--	--	--	--	--	--	--	--	--	--	--	--	--	--	--	--	--	--	--	--	--	--	--	--	--	--	--	--	--	--	--	--	--	--	--	--	--	--	--	--	--	--	--	--	--	--	--	--	--	--	--	--	--	--	--	--	--	--	--	--	--	--	--	--	--	--	--	--	--	--	--	--	--	--	--	--	--	--	--	--	--	--	--	--	--	--	--	--	--	--	--	--	--	--	--	--	--	--	--	--	--	--	--	--	--	--	--	--	--	--	--	--	--	--	--	--	--	--	--	--	--	--	--	--	--	--	--	--	--	--	--	--	--	--	--	--	--	--	--	--	--	--	--	--	--	--	--	--	--	--	--	--	--	--	--	--	--	--	--	--	--	--	--	--	--	--	--	--	--	--	--	--	--	--	--	--	--	--	--	--	--	--	--	--	--	--	--	--	--	--	--	--	--	--	--	--	--	--	--	--	--	--	--	--	--	--	--	--	--	--	--	--	--	--	--	--	--	--	--	--	--	--	--	--	--	--	--	--	--	--	--	--	--	--	--	--	--	--	--	--	--	--	--	--	--	--	--	--	--	--	--	--	--	--	--	--	--	--	--	--	--	--	--	--	--	--	--	--	--	--	--	--	--	--	--	--	--	--	--	--	--	--	--	--	--	--	--	--	--	--	--	--	--	--	--	--	--	--	--	--	--	--	--	--	--	--	--	--	--	--	--	--	--	--	--	--	--	--	--	--	--	--	--	--	--	--	--	--	--	--	--	--	--	--	--	--	--	--	--	--	--	--	--	--	--	--	--	--	--	--	--	--	--	--	--	--	--	--	--	--	--	--	--	--	--	--	--	--	--	--	--	--	--	--	--	--	--	--	--	--	--	--	--	--	--	--	--	--	--	--	--	--	--	--	--	--	--	--	--	--	--	--	--	--	--	--	--	--	--	--	--	--	--	--	--	--	--	--	--	--	--	--	--	--	--	--	--	--	--	--	--	--	--	--	--	--	--	--	--	--	--	--	--	--	--	--	--	--	--	--	--	--	--	--	--	--	--	--	--	--	--	--	--	--	--	--	--	--	--	--	--	--	--	--	--	--	--	--	--	--	--	--	--	--	--	--	--	--	--	--	--	--	--	--	--	--	--	--	--	--	--	--	--	--	--	--	--	--	--	--	--	--	--	--	--	--	--	--	--	--	--	--	--	--	--	--	--	--	--	--	--	--	--	--	--	--	--	--	--	--	--	--	--	--	--	--	--	--	--	--	--	--	--	--	--	--	--	--	--	--	--	--	--	--	--	--	--	--	--	--	--	--	--	--	--	--	--	--	--	--	--	--	--	--	--	--	--	--	--	--	--	--	--	--	--	--	--	--	--	--	--	--	--	--	--	--	--	--	--	--	--	--	--	--	--	--	--	--	--	--	--	--	--	--	--	--	--	--	--	--	--	--	--	--	--	--	--	--	--	--	--	--	--	--	--	--	--	--	--	--	--	--	--	--	--	--	--	--	--	--	--	--	--	--	--	--	--	--	--	--	--	--	--	--	--	--	--	--	--	--	--	--	--	--	--	--	--	--	--	--	--	--	--	--	--	--	--	--	--	--	--	--	--	--	--	--	--	--	--	--	--	--	--	--	--	--	--	--	--	--	--	--	--	--	--	--	--	--	--	--	--	--	--	--	--	--	--	--	--	--	--	--	--	--	--	--	--	--	--	--	--	--	--	--	--	--	--	--	--	--	--	--	--	--	--	--	--	--	--	--	--	--	--	--	--	--	--	--	--	--	--	--	--	--	--	--	--	--	--	--	--	--	--	--	--	--	--	--	--	--	--	--	--	--	--	--	--	--	--	--	--	--	--	--	--	--	--	--	--	--	--	--	--	--	--	--	--	--	--	--	--	--	--	--	--	--	--	--	--	--	--	--	--	--	--	--	--	--	--	--	--	--	--	--	--	--	--	--	--	--	--	--	--	--	--	--	--	--	--	--	--	--	--	--	--	--	--	--	--	--	--	--	--	--	--	--	--	--	--	--	--	--	--	--	--	--	--	--	--	--	--	--	--	--	--	--	--	--	--	--	--	--	--	--	--	--	--	--	--	--	--	--	--	--	--	--	--	--	--	--	--	--	--	--	--	--	--	--	--	--	--	--	--	--	--	--	--	--	--	--	--	--	--	--	--	--	--	--	--	--	--	--	--	--	--	--	--	--	--	--	--	--	--	--	--	--	--	--	--	--	--	--	--	--	--	--	--	--	--	--	--	--	--	--	--	--	--	--	--	--	--	--	--	--	--	--	--	--	--	--	--	--	--	--	--	--	--	--	--	--	--	--	--	--	--	--	--	--	--	--	--	--	--	--	--	--	--	--	--	--	--	--	--	--	--	--	--	--	--	--	--	--	--	--	--	--	--	--	--	--	--	--	--	--	--	--	--	--	--	--	--	--	--	--	--	--	--	--	--	--	--	--	--	--	--	--	--	--	--	--	--	--	--	--	--	--	--	--	--	--	--	--	--	--	--	--	--	--	--	--	--	--	--	--	--	--	--	--	--	--	--	--	--	--	--	--	--	--	--	--	--	--	--	--	--	--	--	--	--	--	--	--	--	--	--	--	--	--	--	--	--	--	--	--	--	--	--	--	--	--	--	--	--	--	--	--	--	--	--	--	--	--	--	--	--	--	--	--	--	--	--	--	--	--	--	--	--	--	--	--	--	--	--	--	--	--	--	--	--	--	--	--	--	--	--	--	--	--	--	--	--	--	--	--	--	--	--	--	--	--	--	--	--	--	--	--	--	--	--	--	--	--	--	--	--	--	--	--	--	--	--	--	--	--	--	--	--	--	--	--	--	--	--	--	--	--	--	--	--	--	--	--	--	--	--	--	--	--	--	--	--	--	--	--	--	--	--	--	--	--	--	--	--	--	--	--	--	--	--	--	--	--	--	--	--	--	--	--	--	--	--	--	--	--	--	--	--	--



Increased flexibility with Nilfisk-ALTO options

The UNO, DUO, ALPHA and SOLAR BOOSTERS can be equipped with an electronic control board. This gives the possibility to use a wide range of FACTORY-MOUNTED options and equipment such as remote control, coin boxes, pressure relief...

The use of options means that a standard machine is quickly and easily configured to become a customer-specific solution.



Option	Description	UNO BOOSTER	UNO BOOSTER EXTENDED	DUO BOOSTER	DUO BOOSTER 7-121	ALPHA BOOSTER 5	SOLAR BOOSTER D/G	SOLAR BOOSTER E
		Item No.	Item No.	Item No.	Item No.	Item No.	Item No.	Item No.
High Pressure detergent manual use	Injection of detergent under high pressure, manually controlled at the machine.	107340903	107340903	107340903	107340903	na	107340903	na
1 x detergent, electronic	Injection of 1 x detergent under high pressure controlled by solenoid valve and dosing unit. Detergent can be activated at a remote control unit or coin box. NOTE: For the DUO BOOSTER, the activation of detergent will only lead to the use of 1 of the 2 pumps' capacity.	na	107340900 Also need: Remote control box with 3 buttons	na	107340906 Also need: Remote control box with 3 buttons	107360900*	107370952 Also need: Remote control box with 4 buttons	107370952 Also need: Remote control box with 4 buttons
2 x detergent	Injection of 2 x detergent under high pressure controlled by solenoid valve and dosing unit. Detergent can be activated at a remote control unit or coin box. NOTE: For the DUO BOOSTER, the activation of detergent will only lead to the use of 1 of the 2 pumps' capacity.	na	107340901 Also need: Remote control box with 4 buttons	na	107340907 Also need: Remote control box with 4 buttons	107360901*	107370953 Also need: Remote control box with 5 buttons	107370953 Also need: Remote control box with 5 buttons
Pressure relief	If the system is not in use for 10 minutes (or 20 seconds after the system closes down), a valve opens and relieves the pressure in the high pressure piping line. The entire system is free of pressure and must afterwards be started again.	na	107340902	107340902	107340902	na	107370966	107370966
No-Scale	Prevents scale in the boiler or internal water tank.	na	na	na	na	na	107370958	107370958
Low water security	Pressure switch on water inlet of the stationary unit. Set to 1 bar. Inlet water lower than 1 bar - the motor pump stops avoiding the unit running in "dry" mode.	107340905	107340905	107340905	107340905	na	107340905	Standard
Control kit	Option control kit for detergent, coin box, remote control with ALPHA BOOSTER 5	na	na	na	na	107360902	na	na

Increased flexibility with Nilfisk-ALTO options



Option	Description	UNO BOOSTER	UNO BOOSTER EXTENDED	DUO BOOSTER	DUO BOOSTER 7-121	ALPHA BOOSTER 5	SOLAR BOOSTER D/G	SOLAR BOOSTER E
		Item No.	Item No.	Item No.	Item No.	Item No.	Item No.	Item No.
Cold/Warm switchover	Allows double water inlet (either hot or cold) and switchover between sources.	na	107340915	na		na	na	107370959 (E)
Water inlet security	Comprises of a magnetic valve on the water tap, 5 m cable and a 24v, DC plug. If the hose breaks, the valve on the tap closes, preventing water spill.	107340910	107340910	107340910	107340910	na	107340910	
Remote control boxes	On-Off = 2 buttons	107340911	107340911	107340911	107340911	107340911*	107340911	107340911
	On-Off + 1 function (burner or option) = 3 buttons	na	107340912	na	107340912	107340912*	107340912	107340912
	On-Off + 2 functions (burner or option) = 4 buttons	na	107340913	na	107340913	107340913*	107340913	107340913
	On-Off + 3 functions (burner or option) = 5 buttons	na	107340914	na	107340914	na	107340914	107340914
	Mains cut off button	29277	29277	29277	29277	na	29277	29277
Coin boxes	Mechanical, simple on-off, €½	54328	54328	54328	54328	54328*	54328	54328
	Mechanical, simple on-off, €1	54329	54329	54329	54329	54329*	54329	54329
	Mechanical, simple on-off, Tokens	54330	54330	54330	54330	54330*	54330	54330
	Mechanical, on-off + 1 detergent, €½	54332	54332	54332	54332	54332*	54332	54332
	Mechanical, on-off + 1 detergent, €1	54333	54333	54333	54333	54333*	54333	54333
	Mechanical, on-off + 1 detergent, Token	54334	54334	54334	54334	54334*	54334	54334
Kit for coin box	It allows the mounting of mechanical coin boxes on UNO and DUO BOSTER Basic versions.	107340908	107340908	na	na	na	na	na
	FROST PROTECTION Standard (Water wasted/no recirculation) Requires a built-in pressure relief.		107370954		107370954	na	107370954	107370954
	FROST PROTECTION Deluxe with heater		107370955		107370955	na	107370955	107370955
M.M.O.	Allows connection of up to 3 SOLAR BOOSTER units together.						107370964	107370964
Closed air intake for gas models							107370965	107370965
Stainless steel cabinet parts							107370963 (G/GH) 107370962 (D/EH)	107370963 (G/GH) 107370962 (D/EH)

* Requires control kit 107360902

Brake & part washer - B23 STAINLESS



◀ Cleaning takes place with the help of hot water and detergent under low pressure. In this way harmful dust, oil, grease and dirt are bound and removed in one operation. The B23 Stainless can be moved freely in the workshop – independently of water and power supplies. One filling of compressed air and detergent is sufficient for 10-20 cleaning jobs. The tray can be turned horizontally and the height adjusted. This means that the brake washer is suitable for lorries as well as cars.



▶ Fast and easy low pressure cleaning of brakes and clutch and other small parts. The mobile brake washer for cleaning of brake and spare parts in garages or workshops without risk of breathing hazardous dust. With B23 Stainless brake washer quick and environmentally friendly cleaning of brake and clutch parts is possible.

Makes your cleaning of brakes and clutch parts fast and easy

- 23 l tank for good working capacity.
- Stainless steel heating tank against corrosion.
- Independent cleaning.
- Adjustable cleaning basket.
- Max. temperature 85°C hot water cleaning of oils and grease.
- Insulated tank keeps water warm.



TECHNICAL DATA	B23 STAINLESS
Pump pressure (bar/MPa)	6/0.6
Water flow Q _{max} /Q _{IEC} (l/h)	90/90
Water temperature (water/steam) (°C)	15-85
Tank capacity (l)	23
Hose length (m)	3
Dimensions L x W x H (mm)	350 x 450 x 220
Heating element (W)	2000
Heating time (min)	40
Weight (kg)	55
Voltage/phase/frequency/current (V/~/Hz/A)	230/1/50/9
ITEM NO.	106403133



1.5



8P



5S

10SP

20S

TECHNICAL DATA	1.5	8P	5S	10SP ¹⁾	20S
Pump pressure (bar)	2	4	6	6	6
Tank capacity (l)	1.25	8	5	10	20
Working pressure (bar/psi)	2/29	3/43	6/87	6/87	6/87
Max. water temperature (°C)	30	40	50	30	50
Length of hose (m)	-	1.3	1.4	2	4
Seal	Viton	Viton	Viton	Viton	Viton
Compressed air connection	No	No	Yes	Yes	Yes
With hand pump	Yes	Yes	Yes	No	No
Metal nozzle with regulation	Yes	Yes	Yes	Yes	Yes
Diameter (mm)	130	200	180	210	210
Height (mm)	300	620	460	580	890
Weight (kg)	0.4	2.2	3.5	6.2	7.5
ITEM NO.	80853	25598	7110005	7110010	7110020

ACCESSORIES	1.5	8P	5S	10SP ¹⁾	20S
Pistol valve (excl. hose and lance)			● / 7110420		
Pistol valve (excl. hose and lance)				● / 7110403	● / 7110403
Manual pump, complete			● / 7110241		○ / 7110241
Lance with flat jet nozzle			● / 4810327 (40 cm)	● / 4810327 (50 cm)	● / 4810327 (50 cm)
Hose			● / 7110428	● / 7110431	● / 7110401
Spray gun, Pro acces			○ / 4810328	○ / 4810328	
Foam nozzle G 1/4			○ / 308000057	○ / 308000057	○ / 308000057

1) The 10SP is a stainless steel tank for durability, with a polyethylene internal liner for use with detergents containing chlorine or those with a pH below 3.

MERLION – Heavy-Duty high pressure water blasters



- Solid, galvanised and powder-coated frame
- Stainless steel top cover for protection and hose storage
- Big handle for easy maneuvering and storage of cables and hoses
- Compact design – can go through a standard size door
- Easy access to pump for service and maintenance
- Automatic start/stop with timer
- Inlet filtration system
- Triplex pump with ceramic plungers
- Powerful 20 Hp Motor
- Inlet filtration system.



Powerful and cost effective cleaning for professional users

Heavy-duty high pressure water blasters offer powerful and cost effective cleaning for professional users. Removing paint, rust, markings and graffiti on steel and concrete surfaces are all possible. Other applications for this product include:

- Cleaning scaffolding material.
- Cleaning construction machinery and equipments.
- Removing lime scale deposits and marine growth.
- Deck cleaning and cleaning of cargo holds.



TECHNICAL DATA	MERLION 350	MERLION 500
Pump pressure (bar/MPa)	350/35	500/50
Cleaning impact (kg/force)	9.5	16.3
Water flow (l/h)	1260	960
Pump (RPM -50/60 Hz)	1450/1725	1450/1725
Max. water temperature (°C)	60	60
Power consumption (kW)	20/14.7	20/14.7
Voltage/phase/frequency/current (V/~/Hz/A)	380-415/3/50/22 or 380-415/3/60/26	380-415/3/50/24 or 380-415/3/60/24
Dimensions L x W x H (mm)	1210 x 750 x 960	1210 x 750 x 960
Weight (kg)	173	173
El-cable, oil resistant (M)	15/15	15/15
Nozzle size, straight fan 1/4"	1505/1505	0003/0003
STANDARD EQUIPMENT		
HP hose	15 m (½")	15 m (½")
Lance	single	single
Gun	dry shut P.A. - model 551180	dry shut P.A. - model 551180
ITEM NO. 50 HZ	700995156	700995158
ITEM NO. 60 HZ	700995157	700995159



- Solid, galvanised and powder-coated frame
- Non-corrosive material used in pumps and fittings
- Unique pump design with 3 ceramic plungers
- Built-in stainless unloader/safety valve
- Start-up accumulator
- Easy access to pump for service and maintenance
- Low water level cut-off switch
- Built-in trigger gun holder and cable holder
- Drip return ensuring long seal life and drip free operation (MERMAID 800)
- Identical suction and discharge valves, easily replaceable (MERMAID 800)



Be sure you have the right tool for the job

Perfect for deck cleaning and cleaning cargo holds. Furthermore, they offer dust free sandblasting. These machines are designed not only to clean surfaces, but also to blast off scale, grime, rust, graffiti and even cut through concrete. Other applications for this product include:

- Removing paint, rust, markings and graffiti on steel and concrete surfaces.
- Dust free sand blasting.
- Concrete removal.



TECHNICAL DATA	MERMAID 500	MERMAID 800
Pump pressure (bar/MPa)	500/50	800/80
Cleaning impact (kg/force)	16.3	13.7
Water flow (l/h)	1800	1200
Pump (RPM)	1450/1725	1000
Max. water temperature (°C)	60	60
Power consumption (kW)	40/30	40/30
Voltage/phase/frequency/current (V~/Hz/A)	380-415/3/50/56 or 380-415/3/60/56	380-415/3/50/56 or 380-415/3/60/56
Dimensions L x W x H (mm)	1495 x 950 x 1235	1495 x 950 x 1235
Weight (kg)	425	475
El-cable, oil resistant (M)	15/15	15/15
Nozzle size, straight fan 1/4"	0065	0003
STANDARD EQUIPMENT		
HP hose	20 m (½")	20 m (½")
Lance	single	single
Gun	dry shut P.A. - model 551180	dry shut P.A - dump gun w/ by-pass
ITEM NO. 50 HZ	700995162	700995198
ITEM NO. 60 HZ	700995163	700995165

The Nilfisk-ALTO professional steam cleaner range

Now you can easily
create a healthier
environment! The
Nilfisk-ALTO steamer
range has the
solution for you!



Ideal for removing dirt, debris and disinfecting in one easy step

The Nilfisk-ALTO range of steam cleaners cover a wide range of applications in many segments and provide the benefit of efficient cleaning and sanitisation. Furthermore steam cleaning leaves surfaces virtually dry as soon as the cleaning is completed.

Steam cleaning will help to maintain a clean and sanitary environment. This will prevent the spread of contagious diseases so common in schools, nurseries and care homes.

Dry steam cleaning will save time and money and has a wide variety of applications in the hotel, pub and hospitality industries. Cleaning chores such as lobby floors or pool grout, that used to be a major undertaking can now be completed more efficiently.

Restaurants are particularly vulnerable to spills, stains, and grease. Steam cleaning can help maintain a cleaner more sanitary working environment.

Steam cleaning can help reduce the spread of bacteria and viruses common in veterinary practices. Cleanliness and sanitation are extremely important in any clinic.

Steam cleaning will allow you to valet a car in half the time with visibly superior results.

Upholstery and floor mats are dry within minutes. Not only is the cleaning faster, but the car is deodorised as well.

Hospital and Nursing Home administrators love steam-cleaning systems. Keeping patient and visitor areas hygienic and odour free has never been easier.



SO 4500

SV 8000

SDV 4500

SDV 8000

SO 4500 - Professional Steam Cleaners



- Powder coated steel frame and cabinet
- Continuous fill boiler
- Steam control switch
- Automatic safety shut off
- Clear pressure display
- Locking front castors
- Simple operator controls



Steam cleaner for multi-purpose indoor/ outdoor cleaning and disinfection

Steam Only - steam cleaner unit.

The SO 4500 is a compact and robust steam cleaner for commercial use. It is designed for light to medium soiled areas and is suited to all sectors of industry and commerce where vacuum recovery is not required.



TECHNICAL DATA	SO 4500
WEIGHT (KG)	15
WATER TANK CAPACITY (L)	5
VOLTAGE/PHASE/FREQUENCY/CURRENT (V~/HZ/A)	230-240/50/10
DIMENSIONS LXWXH (MM)	420x320x460
DETERGENT TANK (L)	No
BOILER VOLUME (L)	1,8
STEAM TEMPERATURE BOILER (°C)	150
VACUUM FUNCTION	No
STEAM PRESSURE (BAR)	4,5
FEATURES	
STAINLESS STEEL FRAME	•
SINGLE-PHASE	•
COMPACT DESIGN	•
STEAM FUNCTION	•
CONTINUOUS FILL BOILER	•
STEAM CONTROL SWITCH	•
AUTOMATIC SAFETY SHUT OFF	•
STANDARD EQUIPMENT	
MATRIX 4M HOSE FOR STEAM	450000056
EXTENSION TUBE	450000057
FLOOR BRUSH	450000058
TRIANGULAR BRUSH	450000059
LARGE BRUSH ELBOW	450000060
WINDOW SQUEEGEE	450000061
LONG NOZZLE	450000062
CURVED NOZZLE	450000063
DETAIL BRUSH NOZZLE	450000064
55MM ROUND BRUSH	450000067
ITEM NO.	45000001



- Stainless steel frame and cabinet
- Continuous fill boiler
- Steam control switch
- Automatic safety shut off
- Clear pressure display
- Locking front castors
- Simple operator controls
- Wet pick up recovery



Steam and vacuum cleaner for multi-purpose and heavy duty cleaning and disinfection

Steam and Vacuum steam cleaner unit.

The SV 8000 provides the benefits of steam cleaning with added drying effect of a vacuum pick up. The SV 8000 is ideal for cleaning in situations where chemicals are not required or permitted. Steam and vacuum together will leave areas sanitised and dry.



TECHNICAL DATA	SV 8000
WEIGHT (KG)	35,2
WATER TANK CAPACITY (L)	5
VOLTAGE/PHASE/FREQUENCY/CURRENT (V~/HZ/A)	230-240/1/50/13
DIMENSIONS LXWXH (MM)	850x420x810
DETERGENT TANK (L)	No
BOILER VOLUME (L)	3,3
STEAM TEMPERATURE BOILER (°C)	170
STEAM PRESSURE (BAR)	8
FEATURES	
STAINLESS STEEL FRAME	•
SINGLE-PHASE	•
STEAM FUNCTION	•
VACUUM FUNCTION	•
CONTINUOUS FILL BOILER	•
STEAM CONTROL SWITCH	•
AUTOMATIC SAFETY SHUT OFF	•
STANDARD EQUIPMENT	
250MM GLASS WASH	450000036
UPHOLSTERY SUCTION	450000037
400MM FLOOR BRUSH NOZZLE	450000041
400MM FLOOR BRUSH INSERT	450000042
400MM SQUEEGEE INSERT	450000043
400MM CARPET INSERT	450000044
HOSE STEAM, VAC &	450000045
150MM STEAM & VAC NOZZLE	450000046
150MM STEAM & VAC BRUSH	450000047
150MM STEAM & VAC	450000048
CREVICE TOOL	450000049
LONG STEAM LANCE	450000050
SHORT STEAM LANCE	450000051
ITEM NO.	45000003

Nilfisk-ALTO SDV 4500/8000 - Professional Steam Cleaners



- Stainless steel frame and cabinet
- Continuous fill boiler
- Steam control switch
- Automatic safety shut off
- Clear pressure display
- Locking front castors
- Simple operator controls
- Wet pick up recovery
- Detergent delivery





Steam, vacuum and detergent - for heavy duty and multi purpose cleaning and disinfection

Steam, Detergent and Vacuum steam cleaner unit. The SDV line offers detergent injection in addition to the normal steam cleaning effect - useful for incrustated stains and for additional sanitisation effect. The vacuum pick up ensures that areas are quickly dry and ready for use.



TECHNICAL DATA	SDV 4500	SDV 8000
WEIGHT (KG)	30	40
WATER TANK CAPACITY (L)	2,5	5
VOLTAGE/PHASE/FREQUENCY/CURRENT (V/~/HZ/A)	230-240/1/50/10	230-240/1/50/13
DIMENSIONS LXWXH (MM)	700x450x880	700x450x970
DETERGENT TANK (L)	2,5	2,5
BOILER VOLUME (L)	1,8	3,3
STEAM TEMPERATURE BOILER (°C)	150	170
VACUUM FUNCTION	Yes	Yes
STEAM PRESSURE (BAR)	4,5	8
FEATURES		
STAINLESS STEEL FRAME	•	•
SINGLE-PHASE	•	•
STEAM FUNCTION	•	•
DETERGENT FUNCTION	•	•
VACUUM FUNCTION	•	•
CONTINUOUS FILL BOILER	•	•
STEAM CONTROL SWITCH	•	•
STANDARD EQUIPMENT		
HOSE STEAM VAC	450000030	
EXTENSION TUBE S	450000031	450000031
300MM FLOOR BRUSH NOZZLE	450000032	
300MM FLOOR BRUSH	450000033	
300MM SQUEEGEE	450000034	
300MM CARPET INS	450000035	
250MM GLASS WASH	450000036	450000036
UPHOLSTERY SUCTION	450000037	450000037
400MM FLOOR BRUSH NOZZLE		450000041
400MM FLOOR BRUSH INSERT		450000042
400MM SQUEEGEE INSERT		450000043
400MM CARPET INSERT		450000044
HOSE STEAM, VAC &		450000045
150MM STEAM & VAC NOZZLE	450000046	450000046
150MM STEAM & VAC BRUSH	450000047	450000047
150MM STEAM & VAC	450000048	450000048
CREVICE TOOL	450000049	450000049
LONG STEAM LANCE	450000050	450000050
SHORT STEAM LANCE	450000051	450000051
ITEM NO.	45000005	45000007

		SO 4500	SV 8000	SDV 4500	SDV 8000	Item no.
	Others					
	REP KIT		○	○	○	31000263
	Prof. Steamer Accessories					
	Steam cleaner accessories					
	HOSE STEAM VAC		○	●	○	450000030
	EXTENSION TUBE S		○	●	●	450000031
	300MM FLOOR BRUSH NOZZLE		○	●	○	450000032
	300MM FLOOR BRUSH		○	●	○	450000033
	300MM SQUEEGEE		○	●	○	450000034
	300MM CARPET INS		○	●	○	450000035
	250MM GLASS WASH		●	●	●	450000036
	UPHOLSTERY SUCTION		●	●	●	450000037
	DETAIL STAINLESS STEEL		○	○	○	450000038
	ROUND BRUSH POLYESTER		○	○	○	450000039
	ROUND BRASS BRUSH		○	○	○	450000040
	400MM FLOOR BRUSH NOZZLE		●	○	●	450000041
	400MM FLOOR BRUSH INSERT		●	○	●	450000042
	400MM SQUEEGEE INSERT		●	○	●	450000043
	400MM CARPET INSERT		●	○	●	450000044
	HOSE STEAM, VAC &		●	○	●	450000045
	150mm steam & vac nozzle		●	●	●	450000046
	150mm STEAM & VAC BRUSH		●	●	●	450000047
	150MM STEAM & VAC		●	●	●	450000048
	CREVICE TOOL		●	●	●	450000049
	LONG STEAM LANCE		●	●	●	450000050
	SHORT STEAM LANCE		●	●	●	450000051
	SHORT STEAM LANCE IN		○	○	○	450000052
	STEAM & VACUUM GULPER		○	○	○	450000053
	95MM TRIANGULAR VRUSH		○	○	○	450000054
	ICE SCRAPER		○	○	○	450000055
	MATRIX 4M HOSE FOR STEAM	●				450000056
	EXTENSION TUBE	●				450000057
	FLOOR BRUSH	●				450000058
	TRIANGULAR BRUSH	●				450000059
	LARGE BRUSH ELBOW	●				450000060
	WINDOW SQUEEGEE	●				450000061
	LONG NOZZLE	●				450000062
	CURVED NOZZLE	●				450000063
	DETAIL BRUSH NOZZLE	●				450000064
	DETAIL NYLON BRUSH	○				450000065
	DETAIL BRASS BRUSH IN	○		○	○	450000066
	55MM ROUND BRUSH	●				450000067
	CHEWING GUM REMOVER			○	○	450000068
	CHEWING GUM REMOVER			○	○	450000069

**Designed
to meet real
customer
needs**



Powerful, intelligent and economical – whichever cleaner you choose

Nilfisk-ALTO offers a complete range of innovative and powerful Wet & Dry vacuum cleaners – all designed to accommodate the most demanding professional's cleaning needs, but also to match a specific level of requirements, in terms of suction power and important features such as very low noise level and high performance, automatic or semi-automatic filter cleaning. "blue" is the better alternative.

The **SALTIX 10** has been designed to meet the needs of contract cleaners, hotels, shops and offices and any customer looking for an efficient, easy-to-use vacuum cleaner.

With a large dust bag capacity, wide range of accessories and lightweight construction, the SALTIX 10 is ready for the job. Storage of the machine is no problem as the compact design and the smart parking clip will make it fit in the smallest places.

The onboard cable storage plus the ability to remove the cable in one simple action, without un-ravelling the cable, are further time saving features. To help with easy maintenance and to maximise safety, an orange detachable power cord is included as standard.



Not available in UK

New



Not available in UK



All machines in the **AERO** range feature the **Push&Clean** semi-automatic filter cleaning system. The AERO offers a choice of 21, 26 or 31 litre capacities. INOX containers are also available in the 21 and 31 litre models.

The AERO delivers high performance in a compact package, with huge working capacity and low noise. The AERO range comes with a complete selection of useful accessories.

The **MAXXI II** platform combines productivity, high quality and ease of use into a workhorse of a wet and dry vacuum cleaner. It is your trusted tool when an area needs fast and efficient cleaning with minimal disruption of daily activities.

MAXXI II is ideally suited for demanding jobs, especially in rough and wet environments such as building sites and light industry, and for cleaning up after plumbers, electricians and other contractors.



New

ATTIX range – gives you top performance with less hassle

The ATTIX range is designed for demanding clean-up applications and always with the user in mind. Always ensuring productivity and efficiency wherever heavy cleaning is necessary, or where potentially hazardous dust needs to be safely collected.



ATTIX 30, 40 & 50 combine the possibility of achieving superior suction power and new innovative features. Silent and mobile, Wet or Dry – when high performance and robustness is required these machines fit the bill. Available either with the next generation of **Push&Clean** filter cleaning system or **XtremeClean** automatic filter cleaning system.



ATTIX 7 is perfect for users who need big capacity and features that focus on efficiency. Our most silent vacuum ever, with superior suction performance, stainless steel tilt or lift-out container, **XtremeClean** automatic filter cleaning, anti-static capability and more.



ATTIX 9 is designed with dual motors to withstand the toughest applications. With the ATTIX 9 range, the high end of the industrial vac line of Nilfisk-ALTO is complete! A versatile, high performance unit for demanding everyday vacuuming.

The **ATTIX 115, 125, 145 & 155** industrial vacuum cleaner range is ideal for liquids and solid materials with a performance to perfectly satisfy any cleaning and maintenance situation. The robust steel construction, powerful turbine and the big container on wheels grant a high reliability and mobility capable of working 24 hours a day.



Modern, attractive and flexible. Developed primarily for use in filling stations, the **SB Series** is built for the rigours of outdoor use in all kinds of weather.

Coin-operated self-service vacuums with special requirements. Single motor or dual motor machines are available. All models use a simple cloth filter system for easy maintenance. Done to perfection, down to the smallest detail.

ATTIX Safety range – a solution for every need

Hazardous dust demands the highest level of safety to ensure maximum health protection. Nilfisk-ALTO health and safety vacuum cleaners span all dust classes – L (light), M (medium), H (high), Asbestos and explosive dusts classified as ATEX Type 22.



M-Class safety vacuums

Dusts from dust classes L and M may be picked up using these vacuum cleaners. These include all health-endangering, non-carcinogenic dusts with OEL-values $> 0.1 \text{ mg/m}^3$ and wood dusts. Application: industry sectors such as chemicals, wood, plastics, metal, pharmaceuticals, paper and textiles; for craftsmen including carpenters, joiners and painters. If you are working with M-Class hazardous dust, you will find the perfect Wet&Dry solution here.

H-Class safety vacuums

Dusts from dust classes L, M and H including Asbestos may be picked up using these vacuum cleaners. These include all health-endangering dusts with OEL-values, all carcinogenic dusts and dusts contaminated with germs and bacteria. Application: industry and trade sectors such as chemicals, plastics, pharmaceuticals, mining, paper and textiles; for craftsmen such as roofers and painters. If you are working with H-Class hazardous dust, you will find the perfect Wet&Dry solution here.



ATEX ZONE 22 safety vacuums

Dusts from dust classes L and M as well as explosive dusts may be picked up using these vacuum cleaners. These include all non-carcinogenic dusts with OEL values $> 0.1 \text{ mg/m}^3$ and/or many flammable dusts in ATEX Zone 22 applications.

Application: industry and trade sectors such as chemicals, wood, plastics, metal, pharmaceuticals, paper and textiles; for craftsmen such as carpenters, bakers and floor layers.

If you are working in an ATEX Zone 22 explosive dust environment, you will find the perfect Wet&Dry solution here. Choose from many different container sizes and performance levels, all with features that will enhance your working efficiency and minimize your operating costs.

XtremeClean – extremely efficient and completely automatic


Nilfisk-ALTO offers an impressive filter cleaning system called **XtremeClean**. Extremely efficient and completely automatic. Probably the best filter cleaning system that the market has ever seen. All you have to do is start the vacuum. The filter is instantly cleaned automatically every 15 or 30 seconds while you work. So there is no need to interrupt your work to clean your filter. You concentrate on your task, and **XtremeClean** will take care of the filter cleaning.

XtremeClean



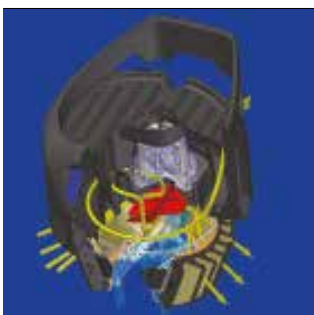
Powerful air pulses clean the filter gently and keeps suction performance constantly high – XtremeClean filter cleaning technology.

Advanced technology delivers automatic filter cleaning while you work with full vacuum performance. This first generation of **XtremeClean** technology, used in ATTIX 7, is based on a valve controlled solution, using reversed air flow to clean the one half of the filter cartridge – while you still work with the other half of the filter cartridge. The valve allows the surrounding air to enter into the container, passing through the filter in the opposite direction. The dirt is blasted off the filter and the suction performance is always high.



High level of filter filtration due to servo motor controlled Y-FLAP – Fully automatic XtremeClean technology.

The improved **XtremeClean** technology, used on the ATTIX 9 range, is a fully automatic filter cleaning system based on a servo motor controlled Y-FLAP, where the filter has the full surface available all the time during operation. This ensures an even longer lifetime, high efficiency and prevents power loss through restricted airflow – without interruptions. The perfect match for the powerful performance of this two motor machine.



Maximised container volume and automatic filter cleaning with Nano technology – XtremeClean is setting new standards.

Compactness and high performance are key features in the most recent generation of the **XtremeClean** system, used on the ATTIX 30, 40 and 50 range. With the ambition of setting new standards within automatic filter cleaning, the two flat filters with nano technology maximise the container volume and improve the efficiency even more. A servo motor controlled Y-FLAP ensures precise reversed air flow and prevents power loss during operation.

Push&Clean – fast and simple cleaning of the filter cartridge

If you are working with fine dust, you are surely familiar with the dreaded task of cleaning clogged filter cartridges to restore normal suction performance. With **Push&Clean**, all you have to do to clean the filter, is block the inlet fitting or the hose, and push and release the filter cleaning button. Powerful air pulses will clean the filter gently, and you are back to work in no time.

Constant high suction performance – Push&Clean technology for fast and simple filter cleaning

The **Push&Clean** technology allows a fast and simple cleaning of the filter cartridge. When you block the fitting for the air inlet or the hose and push the filter cleaning button, the surrounding air enters into the container, passing through the filter cartridge in the opposite direction. The dirt is blasted off the filter and the suction performance is high again. A comfortable and powerful but gentle way of cleaning the filter.

Push&Clean



Advanced fleece technology

To extend the well-known high performance of Nilfisk-ALTO Wet&Dry vacuum cleaners, advanced Nano technology has been introduced to our range of filter cartridges together with a re-defined design.

NanoFibre fleece filters on all XtremeClean models

To extend the well-known high performance of Nilfisk-ALTO Wet&Dry vacuum cleaners, advanced Nano technology has been introduced to our range of filter cartridges together with a re-defined design. All filter elements in our series of **XtremeClean** machines (except H-class models) now utilize a NanoFibre fleece material with embossed ripple structure, and in combination with the powerful reversed air-pulses it prevents deep filtration and loss of performance. You will experience an impressive filter cleaning that grants for high efficiency in your daily work – even in the most tough fine dust application. As always, the Nilfisk-ALTO fleece filters have a high degree of filtration (min. 99,9%) and they are washable to keep the maintenance cost at a minimum.

NanoFilter



Features – designed to meet our customer needs!

Nilfisk-ALTO offers you a complete range of innovative and powerful Wet&Dry vacuum cleaners - all designed to accommodate not only your most demanding professional cleaning needs, but also to match your specific level of requirements in terms of suction power, with features such as very low noise, high performance and automatic or semi-automatic filter cleaning.

MultiFit

Thanks to the universal Nilfisk-ALTO “MultiFit” connection system and the extensive range of accessories, the right attachment for each job can be found. MultiFit was conceived so that all suction hoses, regardless of whether the diameter is 27, 32, 36, 38 or 50 mm, can be connected to the vacuum without further expenditure. On most vacuum models, the MultiFit hose inlet is prepared for AntiStatic giving the flexibility to choose between universal or AntiStatic hoses.

Advantages:

- higher flexibility
- a solution to every application
- adaptation of the hose diameter to the type of dust

AntiStatic – To prevent shocks and dirt caused by static charges

The enormous speed of dust particles and the resulting friction cause a buildup of static electricity in the hose. Discharge causes sparks which can cause electrical shocks or even ignite explosive material or combustible dust. The Nilfisk-ALTO AntiStatic system means that the vacuum inlet fittings are connected to earth. This means that when working with a conductive suction hose, static buildup is discharged immediately. Electric shocks, sparks and dirt caused by electrostatic charges are prevented. Tested, unmistakable attachments ($R \leq 1\text{MQ}$) are required for vacuums from the TYPE 22 range.

Advantages:

- no dangerous sparks in the suction hose
- no unpleasant electrical shocks
- earthed suction hose prevents the accumulation of dirt

AutoOnOff with speed control

Vacuums equipped with the Nilfisk-ALTO AutoOnOff are especially suitable for operation with electric or pneumatic tools (special accessory ‘Airbox’ needed). By connecting the tool directly to the machine, dust is vacuumed directly from source. The vacuum switches automatically on and off with the tool. AutoOnOff is combined with follow up controls for the complete emptying of the suction hose and continuous suction power regulation, to adapt suction power to the job.

Advantages:

- easier handling with continuous suction power regulation
- reduced noise and lower energy consumption when maximum power is not necessary
- tools attached will not stick to the surface



SoftStart for a gentle start-up with controlled power

A gentle motor start-up keeps starting current low and reduces voltage dropouts. A European norm applies to short period current peaks and was created to prevent voltage dropouts when large electrical machines are switched on. A voltage dropout can lead to any system break down if the appliance (e.g. computers) is sensitive to voltage fluctuation. SoftStart helps keep starting current low and reduces voltage dropout. The function is certified by an independent testing institution.

Advantages:

- prevents blown fuses
- protects motor and electronics against current peaks

Flow Sensor with acoustic warning signal

According to health and safety regulations for operation of a vacuum cleaner, the air flow in the hose must always be at least 20 m/s to ensure that dust is fully transported to the container. This function must be controlled and an acoustic or visual warning signal must occur when it falls under the minimum requirement. The patented "FlowSensor" technology, used in all Nilfisk-ALTO H and M class and TYPE 22 vacuum cleaners electronically measures air flow directly with the use of two thermal gates. Consequently, air flow can be exactly determined in all operating conditions - regardless of the use of suction hoses with different diameters and/or power supply fluctuation. Air flow can even be measured accurately if speed control is used to reduce suction power, for example to prevent a sander attaching to a surface by suction.

Advantages:

- higher work safety with steady air speed
- longer life and less maintenance through electronic components
- reliable technology even with power supply fluctuation and/or hoses with different diameters
- alarm signal activates when needed – not before

System EC

The EC System, used in all Nilfisk-ALTO ATEX ZONE 22 vacuums, is a single-phase drive system developed with an electronically commutated direct current motor. The motor is electronically controlled, making carbon brushes unnecessary.

Advantages:

- collectorless motor – carbon brushes unnecessary
- easier start
- operation without wear and tear
- no sparks
- life of the motor is approximately 10 times higher than universal collector motors
- free of ignitable sources, therefore suitable for use in ATEX ZONE 22 applications
- with overload protection for motor and electronics
- a real alternative to 3-phase vacuums can be realised in the form of a much smaller and less expensive machine



Naming and acronyms

Here you easily can see, what stands behind of the machine names.

ATTIX 965-21 SD XC

Model Name

AERO 21 / 26 / 31
ATTIX 30
ATTIX 40
ATTIX 50
ATTIX 7
ATTIX 9

Production Model

Feature Class

0 = Basic type
1 = Power take off socket
2 = AutoOnOff for electric power tool
6 = Liquid vacuum
7 = Fire brigade vacuum

Variants and Special Types (e.g. dust class, etc.)

1 = CE
M = M- & L-class
H = H-, M- & L-class + Asbestos
M/B1 = M- & L-class + Type 22

Filter Cleaning Features & Disposal Concepts

XC = **XtremeClean** Filter cleaning system
PC = **Push&Clean** Filter cleaning system
SD = SitDown

Specials

EC = Brushless long-life motor system
Type 22 = approved to pick up explosive dust in ATEX Zone 22
CLEAN ROOM = for use in clean room applications



XtremeClean

Push&Clean

NanoFilter

SilentPower

DualFilter

SALTIX 10 - Commercial dry vacs



- Low sound pressure level of just 50 dB(A) makes this vacuum suitable for daytime cleaning
- Weighs just 5.2 kg making it easy to move from place to place
- Large 10 litre container with 8 litre dust bag net filling
- Detachable orange cord
- Entire machine, including hose and wand, can be carried safely and comfortably in one hand
- Optional certified HEPA filter available for higher filtration level
- Lightweight aluminium tube



Reliable and compact tub vacuum for everyday use.

The powerful motor and high quality nozzle ensures superior efficiency and the durable design makes sure that the machine can be relied upon day in and day out. The very high filling capacity of the SALTIX 10 means less time spent changing dust bags and the lightweight design makes it easy to move from place to place. The SALTIX 10 is ideal for cleaning of offices and shops.



TECHNICAL DATA	SALTIX 10
AIR FLOW RATE (L/M)	1980
VACUUM (MBAR/KPA)	220/22
POWER PIEC (W)	1100
SOUND PRESSURE LEVEL (DB(A) BS 5415)	50
DUST BAG CAPACITY (L)	8
VOLT/FREQUENCY (V/Hz)	230/50-60
LENGTH X WIDTH X HEIGHT (CM)	39.5 x 34 x 39
WEIGHT (KG)	5,2
CABLE LENGTH (M)/ PLUG TYPE	10/UK
HOSE LENGTH (M)	1,9
FEATURES	
DETACHABLE CORD	•
DUST BAG (1 PCS)	•
DUAL FILTER SYSTEM	•
CABLE STORAGE	•
STANDARD EQUIPMENT	
BRUSH NOZZLE KIT	140 8244 500
CREVICE NOZZLE D32 L153 B	147 0146 500
TUBE 32MM X 500MM LONG	011 6431 500
HOSE CPL BLACK	147 0765 500
SACK FILTER CPL	147 1432 500
DETACH CORD SET 10M	107402677
COMB NOZZLE D252 KIT	107403122
COMPETITOR ADAPTOR	X
ITEM NO.	107405588



- Easy inspection of filters with a hinged motor head to protect the machine and speed up the process
- The dual filtration system allows the machine to clean both wet and dry applications without the need to change filter
- MultiFit hose connector, stainless steel tube, accessory storage and nozzle parking



Commercial wet and dry vacuum cleaner - 35L container

MAXXI II 35 offers a innovative dual filter system allowing the machine to be used for both wet and dry applications without the need to change filters. Thanks to MultFit connection the MAXXI II tools are compatible with all ATTIX accessories.



TECHNICAL DATA	MAXXI II 35 WD
AIR FLOW RATE (L/M)	2880
VACUUM (MBAR/KPA)	200/20
POWER PIEC (W)	1250
SOUND PRESSURE LEVEL (DB(A) BS 5415)	62
TANK CAPACITY (L)	35
DUST BAG CAPACITY (L)	18
VOLT/FREQUENCY (V/Hz)	220-240/50
LENGTH X WIDTH X HEIGHT (CM)	46 x 42 x 74
WEIGHT (KG)	12.5
CABLE LENGTH (M)/ PLUG TYPE	10 / UK
HOSE LENGTH (M)	1.9
FEATURES	
TUBE HOLDER	•
DUAL FILTER SYSTEM	•
ACCESSORY HOLDERS	•
STANDARD EQUIPMENT	
FLOOR NOZZLE D32 RUBBER	107407310
FLOOR NOZZLE D32 BRUSH	107407311
BRUSH NOZZLE D32	107407312
CREVICE NOZZLE D32	107407334
EXTENSION TUBE D32 - SS	107407309
FLEECE FILTER BAG ATTIX	302004004
CARTRIDGE FILTER 35L	107407297
WET FILTER 35L	107407299
ITEM NO.	107405175

MAXXI II 55 - Commercial Wet & Dry Vacuum Cleaners



- Dual filter system to handle both wet and dry applications without the need to change filters
- Easy emptying (with motor head fitted)
- Stainless steel tubes
- Intuitive single handed locking mechanism
- Wet mesh sack filter protecting the motor from foam ingress
- Flexible and handy mounting of tools and accessories
- Fixed steel push handle
- Tipping mechanism for easy emptying
- Transparent drain hose for indication of water level in the container
- The containers can be easily lifted off the trolley for cleaning or maintenance



Commercial wet and dry vacuum cleaner - 55L container

MAXXI II 55 offers a innovative dual filter system allowing the machine to be used for both wet and dry applications without the need to change filters. Thanks to MultFit connection the MAXXI II tools are compatible with all ATTIX accessories.



TECHNICAL DATA	MAXXI II 55-2 WD
AIR FLOW RATE (L/M)	4320
VACUUM (MBAR/KPA)	210/21
POWER PIEC (W)	2500
SOUND PRESSURE LEVEL (DB(A) BS 5415)	66
TANK CAPACITY (L)	55
DUST BAG CAPACITY (L)	28
VOLT/FREQUENCY (V/Hz)	220-240/50
LENGTH X WIDTH X HEIGHT (CM)	84 x 62 x100
WEIGHT (KG)	25.5
CABLE LENGTH (M)/ PLUG TYPE	10 / UK
HOSE LENGTH (M)	2.5
FEATURES	
TUBE HOLDER	•
DUAL FILTER SYSTEM	•
CABLE STORAGE	•
ACCESSORY HOLDERS	•
DRAIN HOSE	•
DUAL MOTOR	•
STANDARD EQUIPMENT	
FLOOR NOZZLE D40 RUBBER	107407338
FLOOR NOZZLE D40 BRUSH	107407339
CREVICE NOZZLE D40	107408850
EXTENSION TUBE D40 - SS	107407337
HOSE D40 2.5M CPL	107407336
CARTRIDGE FILTER 75L	107407300
WETFILTER 75-55L	107407302
ITEM NO.	107405177



- Dual filter system to handle both wet and dry applications without the need to change filters
- Easy emptying (with motor head fitted)
- Stainless steel tubes
- Intuitive single handed locking mechanisms
- Wet mesh sack filter protecting the motor from foam ingress
- Flexible and handy mounting of tools and accessories
- Fixed steel push handle
- Tipping mechanism for easy emptying
- Transparent drain hose for indication of water level in the container
- The containers can be easily lifted off the trolley for cleaning or maintenance



Commercial wet and dry dual motor vacuum cleaner - 75L container

MAXXI II 75 offers a innovative dual filter system with large capacity allowing the machine to be used for both wet and dry applications without the need to change filters. Thanks to MultFit connection the MAXXI II tools are compatible with all ATTIX accessories.



TECHNICAL DATA	MAXXI II 75-2 WD
AIR FLOW RATE (L/M)	4320
VACUUM (MBAR/KPA)	210/21
POWER PIEC (W)	2500
SOUND PRESSURE LEVEL (DB(A) BS 5415)	66
TANK CAPACITY (L)	75
DUST BAG CAPACITY (L)	44
VOLT/FREQUENCY (V/Hz)	220-240/50-60
LENGTH X WIDTH X HEIGHT (CM)	84 x 62 x 100
WEIGHT (KG)	28
CABLE LENGTH (M)/ PLUG TYPE	10 / UK
HOSE LENGTH (M)	2.5
FEATURES	
TUBE HOLDER	•
DUAL FILTER SYSTEM	•
CABLE STORAGE	•
ACCESSORY HOLDERS	•
DRAIN HOSE	•
DUAL MOTOR	•
STANDARD EQUIPMENT	
FLOOR NOZZLE D40 RUBBER	107407338
FLOOR NOZZLE D40 BRUSH	107407339
CREVICE NOZZLE D40	107408850
EXTENSION TUBE D40 - SS	107407337
HOSE D40 2.5M CPL	107407336
CARTRIDGE FILTER 75L	107407300
WETFILTER 75-55L	107407302
ITEM NO.	107405178

AERO 21 - Compact Single-Phase Wet & Dry Vacuums



- Washable PET fleece filter with minimum 99,9% filtration efficiency
- MultiFit accessory system for ultimate flexibility
- Convenient accessory and cable storage
- Exhaust air blow function
- Stable wheels and ergonomic design for safe operation



Push&Clean

Compact wet&dry vacuum cleaner with filter cleaning and simple features


AERO 21 is the smallest model in the AERO series with compact design and easy to use features such as Push&Clean filter cleaning system and convenient accessory storage. The 20 litre machine has efficient suction performance, robust trolley and lifting handle.



TECHNICAL DATA	AERO 21-01 PC	AERO 21-01 PC
AIR FLOW RATE (L/M)	3600	3600
VACUUM (MBAR/KPA)	210/21	210/21
POWER P _{MAX} (W)	1250	1250
POWER P _{IEC} (W)	1000	1000
WORKING SOUND LEVEL (DB-A)	64	64
CONTAINER VOLUME (L-MAX)	20	20
MAINS CONNECTION (V/~/HZ/A)	110/1/50-60/16	230/1/50-60/13
LENGTH X WIDTH X HEIGHT (CM)	37,5 x 38,5 x 50,5	37,5 x 38,5 x 50,5
WEIGHT (KG)	7,5	7,5
EL CABLE (M)	7,5	5
MAIN FILTER TYPE	PET	PET
FILTER CLEANING SYSTEM	Push&Clean	Push&Clean
FEATURES		
HOSE HOLDER	•	•
FLEECE FILTER BAG 1 PCS	•	•
STANDARD EQUIPMENT		
UNIVERSAL NOZZLE PLASTIC	14295	14295
CREVICE TOOL (USE 6084)	29541	29541
SUCTION HOSE D32X1900 CPL	107405600	107405600
FILTER ELEMENT	302000490	302000490
2 X 500MM EXTENSION TUBE	107400032	107400032
FLOOR NOZZLE D36	107402706	107402706
ITEM NO.	107406610	107406611



- Washable PET fleece filter with minimum 99,9% filtration efficiency
- MultiFit accessory system for ultimate flexibility
- Convenient accessory/cable storage and tool deposit
- Exhaust air blow function
- Flexible rubber strap for hose storage



Push&Clean

Compact wet&dry vacuum cleaner with filter cleaning and ergonomic design

AERO 26 is the featuring model of the AERO series with high focus on application and end-user needs. Push&Clean filter cleaning system and exhaust air blow function is found on all models together with flexible and convenient accessory storage.

The 25 litre machine has efficient suction performance which can be maintained during use using the Push&Clean system to clean the filter. A Power socket with AutoOnOff activates the machine when the power tool operates, thus providing efficient dust extraction from the power tool.



TECHNICAL DATA	AERO 26-21 PC	AERO 26-21 PC
AIR FLOW RATE (L/M)	3600	3600
VACUUM (MBAR/KPA)	210/21	210/21
POWER P _{MAX} (W)	1250	1250
POWER P _{IEC} (W)	1000	1000
WORKING SOUND LEVEL (DB-A)	64	64
CONTAINER VOLUME (L-MAX)	25	25
MAINS CONNECTION (V/~ /HZ/A)	110/1/50-60/16	230/1/50-60/15
LENGTH X WIDTH X HEIGHT (CM)	37,5 x 39 x 53	37,5 x 39 x 53
WEIGHT (KG)	9	9
EL CABLE (M)	7,5	5
MAIN FILTER TYPE	PET	PET
FILTER CLEANING SYSTEM	Push&Clean	Push&Clean
FEATURES		
AUTOMATIC ON/OFF-ELEC. TOOLS	•	•
FLEECE FILTER BAG 1 PCS	•	•
CONTAINER LIFT/TILT HANDLE	•	•
STANDARD EQUIPMENT		
UNIVERSAL NOZZLE PLASTIC	14295	14295
SUCTION BRUSH D36 BLACK	302002509	302002509
CREVICE TOOL (USE 6084)	29541	29541
SUCTION HOSE D32 X 3500	107406115	107406115
FILTER ELEMENT	302000490	302000490
EXTN TUBE 736 2X500MM CR	302000529	302000529
FLOOR NOZZLE D36	107402706	107402706
ITEM NO.	107406613	107406614

ATTIX 30 - Single-Phase Wet & Dry Vacuums



- Compact, ergonomic and powerful
- Push&Clean filter cleaning system takes care of filter cleaning tasks in just a few seconds
- Washable PET fleece filter for high efficiency and low maintenance costs
- SilentPower. High performance that is seen, but not heard
- 30 litre container volume and a Fleece filter bag for the ultimate in effective filtration
- The 30-01 PC comes complete with 3m x 32mm diameter hose, floor nozzle, aluminium extension tube and crevice nozzle
- The 30-21 PC comes with just a 27mm diam antistatic hose fitted with a power tool adapter



Push&Clean
XtremeClean

Silent, mobile industrial Wet&Dry vacuum cleaners with superior suction power

The small size and big performance of the ATTIX 30, along with the wide range of available models, make it a perfect choice for people who move with their work from place to place.



TECHNICAL DATA	ATTIX 30-01 PC	ATTIX 30-01 PC	ATTIX 30-21 PC	ATTIX 30-21 PC
AIR FLOW RATE (L/M)	3700	3200	3700	3200
VACUUM (MBAR/KPA)	250/25	230/23	250/25	230/23
POWER P _{MAX} (W)	1500	1150	1500	1150
POWER P _{IEC} (W)	1200	1000	1200	1000
WORKING SOUND LEVEL (DB-A)	59	59	59	59
CONTAINER VOLUME (L-MAX)	30	30	30	30
MAINS CONNECTION (V/~ /HZ/A)	230/1/50-60/13	110/1/50/16	230/1/50-60/13	110/1/50/32
LENGTH X WIDTH X HEIGHT (CM)	45 x 38 x 59.5	45 x 38 x 59.5	45 x 38 x 59.5	45 x 38 x 59.5
WEIGHT (KG)	10	10	10	10
EL CABLE (M)	10	10	10	7,5
MAIN FILTER TYPE	PET	PET	PET	PET
FILTER CLEANING SYSTEM	Push&Clean	Push&Clean	Push&Clean	Push&Clean
FEATURES				
SOFTSTART			•	•
ANTI-STATIC SYSTEM	•		•	•
MOTOR SPEED CONTROL			•	•
AUTOMATIC ON/OFF-ELEC. TOOLS			•	•
EXTRA SOCKET FOR TOOL			•	•
PUSH&CLEAN	•	•	•	•
FLEECE FILTER BAG 1 PCS	•	•	•	•
STANDARD EQUIPMENT				
COMBINATION FLOOR NOZZLE	302000477	302000477		
CREVICE TOOL PLASTIC 290MM	6084	6084		
CHROME CURVED HAND TUBE D	302000528	302000528		
SUCTION HOSE DN 27MM LT 3			15325	15325
SUCTION HOSE DN 36MM LT 3	46948	46948		
FILTER ELEMENT	302000490	302000490	302000490	302000490
EXTN TUBE 736 2X500MM CR	302000529	302000529		
ITEM NO.	302003625	302003626	302003627	302003628



- Compact, ergonomic, and powerful
- Push&Clean filter cleaning system takes care of filter cleaning tasks in just a few seconds
- Washable PET fleece filter for high efficiency and low maintenance costs
- SilentPower. High performance that is seen, but not heard
- 37 litre Stainless Steel container volume and a Fleece filter bag for the ultimate in effective filtration
- SoftStart will safeguard you from blown fuses



Push&Clean
XtremeClean

Silent, small, mobile Wet&Dry vacuum cleaners with stainless steel container

ATTIX 40 gives superior suction power in a compact and flexible solution. Silent, small and mobile, but with the same convincing suction performance as the larger ATTIX 50, this is the perfect solution for commercial and industrial use with an easy to clean corrosion proof stainless steel container.



TECHNICAL DATA	ATTIX 40-01 PC INOX EU
AIR FLOW RATE (L/M)	3700
VACUUM (MBAR/KPA)	250/25
POWER P _{MAX} (W)	1500
POWER P _{IEC} (W)	1200
WORKING SOUND LEVEL (DB-A)	59
CONTAINER VOLUME (L-MAX)	37
MAINS CONNECTION (V~/HZ/A)	230/1/50-60/16
LENGTH X WIDTH X HEIGHT (CM)	45 x 44 x 73.5
WEIGHT (KG)	13
EL CABLE (M)	7,5
MAIN FILTER TYPE	PET
FILTER CLEANING SYSTEM	Push&Clean
FEATURES	
SOFTSTART	•
ANTI-STATIC SYSTEM	•
FLEECE FILTER BAG 1 PCS	•
STANDARD EQUIPMENT	
FLOOR NOZZLE PROFESSIONAL	302003666
CREVICE TOOL PLASTIC 290M	6084
CHROME CURVED HAND TUBE D	302000528
SUCTION HOSE DN 36MM LT 3	46948
FILTER ELEMENT	302000490
EXTN TUBE 736 2X500MM CR	302000529
ITEM NO.	302003414

ATTIX 50 - Single-Phase Wet & Dry Vacuums



- Compact, ergonomic, and powerful
- Push&Clean filter cleaning system takes care of filter cleaning tasks in just a few seconds
- XtremeClean fully Automatic filtercleaning (on 50-XC Model) will keep the performance high without any interruptions while you work
- Washable PET fleece filter for high efficiency and low maintenance costs
- SilentPower. High performance that is seen, but not heard
- Large container volume and a Fleece filter bag for the ultimate in effective filtration
- SoftStart will safeguard you for blown fuses
- Cleanroom version available for Class 5-9, ISO 14644_1.



Push&Clean
XtremeClean

Wet & dry vacuum cleaners with superior suction power for high-frequency cleaning

ATTIX 50 will solve all major tasks in your company, workshop, garage, production etc. The Push&Clean or next generation XtremeClean fully automatic filter cleaning system offers an impressive cleaning performance and keeps the suction performance constantly high. The excellent design offers you cable storage, accessory storage and a big tool deposit to keep all you need at hand. The larger size of the ATTIX 50 allows you to work longer without emptying the container, and with the wide range of available models, you will find a perfect match for your wet or dry vacuum cleaning tasks.



TECHNICAL DATA	ATTIX 50-01 PC	ATTIX 50-01 PC	ATTIX 50-21 PC EC EU	ATTIX 50-21 PC C/ROOM EU	ATTIX 50-21 XC
AIR FLOW RATE (L/M)	3700	3200	3200	3200	3200
VACUUM (MBAR/KPA)	250/25	230/23	230/23	230/23	230/23
POWER P _{MAX} (W)	1500	1150	1400	1400	1150
POWER P _{IEC} (W)	1200	1100	1100	1100	1100
WORKING SOUND LEVEL (DB-A)	59	59	60	60	59
CONTAINER VOLUME (L-MAX)	47	47	47	47	47
MAINS CONNECTION (V~/HZ/A)	230/1/50-60/13	110/1/50/16	230/1/50-60/16	230/1/50-60/16	110/1/50/32
LENGTH X WIDTH X HEIGHT (CM)	45 x 38 x 75	45 x 38 x 75	45 x 38 x 75	45 x 38 x 75	45 x 38 x 75
WEIGHT (KG)	11	11	11	11	12
EL CABLE (M)	10	10	7,5	7,5	7,5
MAIN FILTER TYPE	PET	PET	PET	HEPA	PET Nano
FILTER CLEANING SYSTEM	Push&Clean	Push&Clean	Push&Clean	Push&Clean	XtremeClean
FEATURES					
SOFTSTART	•	•	•	•	•
ANTI-STATIC SYSTEM	•	•	•	•	•
MOTOR SPEED CONTROL			•	•	•
AUTOMATIC ON/OFF-ELEC. TOOLS			•	•	•
BRUSHLESS LONGLIFE 1-PH.MOTOR			•	•	
DISPOSAL BAG 1 PCS					•
FLEECE FILTER BAG 1 PCS	•	•	•	•	
STANDARD EQUIPMENT					
FLOOR NOZZLE PROFESSIONAL	302003666	302003666			
CREVICE TOOL PLASTIC 290M	6084	6084			
CHROME CURVED HAND TUBE D	302000528	302000528			
SUCTION HOSE DN 27MM LT 3					15325
SUCTION HOSE DN 36MM LT 3	46948	46948			
HOSE A536MMX5M W/TOOL			302001682	302001682	
FILTER ELEMENT	302000490	302000490	302000490		
FELEMENT ATTIX H/CLN ROOM				302000658	
MOTOR COOLING FILTER KIT				302003721	
FLAT FILTER SET 2PCS					302002842
TOOL SOCKET Ø27			302000535	302000535	
BLOWING ADAPTOR SET				302003717	
EXTN TUBE 736 2X500MM CR	302000529	302000529			
ITEM NO.	302003630	302004262	107400411	107400412	302003633



Very quiet, large capacity wet & dry vacuum cleaners.

The 70 l container found on the ATTIX 7 allows you to work a very long time without emptying the container, and when emptying is necessary, the Tilt or Lift-Off container system is extremely convenient and time saving.

- The ATTIX 7 combines industrial specification, robust construction and power
- XtremeClean fully automatic filter cleaning system (on many models) takes care of filter cleaning tasks in just a few seconds without interrupting your work for a second
- Washable PET Fleece filter for high efficiency and low maintenance costs
- SilentPower. High performance that is seen, but not heard
- 70 litre stainless steel container and a filter bag for the ultimate in effective filtration and working efficiency
- Automatic pump out vacuum model is the ATTIX 751-61 for liquids below 45°C



XtremeClean



TECHNICAL DATA	ATTIX 751-11	ATTIX 751-61 EU	ATTIX 761-21 XC	ATTIX 791-21 EU
AIR FLOW RATE (L/M)	3600	3600	3600	3800
VACUUM (MBAR/KPA)	230/23	230/23	230/23	250/25
POWER P _{MAX} (W)	1500	1500	1500	1500
POWER P _{IEC} (W)	1200	1200	1200	1200
WORKING SOUND LEVEL (DB-A)	57	57	57	59
CONTAINER VOLUME (L-MAX)	70	70	70	70
MAINS CONNECTION (V~/HZ/A)	110/1/50-60/32	230/1/50-60/16	110/1/50-60/32	230/1/50-60/16
LENGTH X WIDTH X HEIGHT (CM)	60.5 x 58 x 97	60.5 x 58 x 97	60.5 x 58 x 97	60.5 x 58 x 97
WEIGHT (KG)	25	33	27	25
EL CABLE (M)	7,5	7,5	7,5	7,5
MAIN FILTER TYPE	PET	Wet filter sieve	PET nano	PET
FILTER CLEANING SYSTEM			XtremeClean	
FEATURES				
FILTER BAG	•		•	•
MOTOR SPEED CONTROL			•	•
300 L/M AUTO.DISCHARGE PUMP		•		
AUTOMATIC ON/OFF-ELEC. TOOLS			•	•
BRUSHLESS LONGLIFE 1-PH.MOTOR				•
EXTRA SOCKET FOR TOOL	•		•	•
DISPOSAL BAG 1 PCS			•	
STANDARD EQUIPMENT				
PROF.FLOOR NOZZLE. PLASTI	60356			
DIAGONAL TUBE NOZZLE RUBB	5067			
CHROME CURVED HAND TUBE D	302000528			
SUCTION HOSE DN 27MM LT 3			15325	15325
SUCTION HOSE. DIAM. 36 MM	25537			
TOOL ADPATER D27/36-24			107404520	
FILTER STRAINER WATER ONL		15475		
FILTER ELEMENT D275x187			107400562	
FILTER ELEMENT	302000490			302000490
CHIP BASKET		302001434		
EXTN TUBE 736 2X500MM CR	302000529			
ITEM NO.	302001520	302001529	302001531	302001536

ATTIX 961-01 - Single-Phase Wet & Dry Vacuums



Twin-motor industrial wet & dry vacuum cleaners for the toughest application

Tough and reliable the ATTIX 9 is ideal for difficult tasks as well as daily maintenance cleaning. Its superb performance and quality construction make the ATTIX 9 a great choice.

- Two motor industrial performance.
- Washable PET Fleece, big surface filter for high efficiency and low maintenance costs
- Push&Clean filter cleaning system for high efficiency
- Stainless steel tiltable and removable 70 L container for perfect handling and disposal
- Complete package with 38 mm accessories with stainless steel tubes and 400 mm wet&dry floor nozzle
- 10 meter cable for a large working radius
- Applicable for wet & dry pick up by reliable floating system
- Robust fleece filter bag standard



Push&Clean



TECHNICAL DATA	ATTIX 961-01	ATTIX 961-01
AIR FLOW RATE (L/M)	2 x 3600	2 x 2900
VACUUM (MBAR/KPA)	250/25	230/23
POWER P _{MAX} (W)	2 x 1500	2 x 1150
POWER P _{IEC} (W)	2 x 1200	2 x 1000
WORKING SOUND LEVEL (DB-A)	67	67
CONTAINER VOLUME (L-MAX)	70	70
MAINS CONNECTION (V/~ /HZ/A)	230/1/50-60/13	110/1/50-60/25
LENGTH X WIDTH X HEIGHT (CM)	58 x 60 x 97	58 x 60 x 97
WEIGHT (KG)	30	30
EL CABLE (M)	10	10
MAIN FILTER TYPE	PET Nano	PET Nano
FILTER CLEANING SYSTEM	Push&Clean	Push&Clean
FEATURES		
SOFTSTART	•	•
ANTI-STATIC SYSTEM	•	•
ROBUST STEEL CHASSIS	•	•
FLEECE FILTER BAG 1 PCS	•	•
STANDARD EQUIPMENT		
Floor nozzle 38 mm basic	302002798	302002798
CREVICE NOZZLE 38MM	302002890	302002890
CURVED HAND TUBE	302002889	302002889
EXTENSION TUBES R38	107402474	107402474
Suction hose 38x4000	302002796	302002796
FILTER ELEMENT D275x187	107400562	107400562
ITEM NO.	302002910	302002911



- Two motor industrial performance
- XtremeClean fully automatic filter cleaning system for high efficiency also available in H Class
- Big surface washable PET Nano filter cartridge for high efficiency and low maintenance costs
- Stainless steel sit down container for perfect handling and disposal
- 10 meter cable for a large working radius
- Disposal bag standard
- Socket for automatic on/off (only 21 model)



XtremeClean

Wet & dry vacuum cleaner for heavy-duty cleaning and hazardous dust collection

The tougher the cleaning, the better the vacuum cleaner needs to be. This is why so much thought has gone into the design of the ATTIX 965-21 SD. With 7200 ltr. per minute of air volume, and 3000 W of maximum power, it is capable of fast, productive cleaning of dirt, metal chips and liquid spills. The optional forklift device helps you to empty the container and saves your back. A range of 38 mm and 50 mm accessories are available and makes it possible to handle all kind of jobs.



TECHNICAL DATA	ATTIX 965-21 SD XC EU
AIR FLOW RATE (L/M)	2 x 3600
VACUUM (MBAR/KPA)	250/25
POWER P _{MAX} (W)	2 x 1500
POWER P _{IEC} (W)	2 x 1200
WORKING SOUND LEVEL (DB-A)	67
CONTAINER VOLUME (L-MAX)	50
MAINS CONNECTION (V/~ /HZ/A)	230/1~/50-60/16
LENGTH X WIDTH X HEIGHT (CM)	61.5 x 69 x 99
WEIGHT (KG)	45
EL CABLE (M)	10
MAIN FILTER TYPE	PET Nano
FILTER CLEANING SYSTEM	XtremeClean
FEATURES	
SOFTSTART	•
ANTI-STATIC SYSTEM	•
MOTOR SPEED CONTROL	•
ROBUST STEEL CHASSIS	•
AUTOMATIC ON/OFF-ELEC. TOOLS	•
RELEASE CONTAINER SYSTEM	•
DISPOSAL BAG 1 PCS	•
STANDARD EQUIPMENT	
FILTER ELEMENT D275x187	107400562
ITEM NO.	302002902

ATTIX 115 & 125 - Single-Phase Wet & Dry Vacuums



3 motor single phase industrial vacuum cleaner

ATTIX 115 & 125 are simple single-phase industrial vacs with large capacity, high performance and robust design. The machines are ideal in the metalworking industry for metal chips mixed with oil/coolant or at building & construction sites for collection of fine dust (HEPA filter available as option).

- 3 independent "by-pass" motors
- L or M Class filter
- Strong & reliable
- Easy manoeuvrability
- 100 L SitDown container with castors & handle
- Manual Filter shaker as standard
- Cable, hose and tube holders
- HEPA filter as option
- Mechanical floater as option for liquid collection



TECHNICAL DATA	ATTIX 115-01 EU	ATTIX 125-01 EU
AIR FLOW RATE (L/M)	8100	8100
VACUUM (MBAR/KPA)	230/23	230/23
POWER PIEC (W)	3 x 1000	3 x 1000
WORKING SOUND LEVEL (DB-A)	71	71
CONTAINER VOLUME (L-MAX)	100	100
MAINS CONNECTION (V/~ /HZ/A)	230/1/50-60/16	230/1/50-60/16
LENGTH X WIDTH X HEIGHT (CM)	80 x 60 x 155,5	80 x 60 x 155,5
WEIGHT (KG)	68	73
EL CABLE (M)	9	9
MAIN FILTER TYPE	PET Starfilter	PET Starfilter
FILTER CLEANING SYSTEM	Manual filter shaker	Manual filter shaker
FEATURES		
ANTI-STATIC SYSTEM	•	•
RELEASE CONTAINER SYSTEM	•	•
CHASSIS ON WHEELS WITH BRAKES	•	•
INDEPENDENT MOTOR/SWITCHES	•	•
L CLASS FILTER	•	
M CLASS FILTER		•
STANDARD EQUIPMENT		
STAR FILTER KIT D460	40000338	
18 POCKET STAR FILTER KIT		40000699
COMPARTMENT KIT		40000892
EXTRACT.CYCLONE D460 FE	Z5 60109	
ADAPTOR D70 CFM-ALTO	4072200392	4072200392
ITEM NO.	4010500044	4010500045



- Powerful and reliable double side channel blower - needing no maintenance
- Comfortable grip and robust steel chassis for durability and manoeuvrability
- MultiFit adapter included for high flexibility in accessory choice



Ideal for heavy industrial vacuum cleaning

Thanks to their high performances, ATTIX 145 & 155 are the ideal industrial three phase vacuum cleaners for general cleaning in all kind of industry, especially when large quantities of dust have to be collected. The 100 liter steel container is ideal for collecting large amounts of solids (e.g. metal chips) or liquids (e.g. oil and lubricants). The practical SitDown container system makes emptying convenient for fast and productive cleaning.



TECHNICAL DATA	ATTIX 145-01 EU	ATTIX 155-01 EU
AIR FLOW RATE (L/M)	5250	8600
VACUUM (MBAR/KPA)	300/30	300/30
POWER PIEC (W)	2200	4000
WORKING SOUND LEVEL (DB-A)	68	72
CONTAINER VOLUME (L-MAX)	100	100
MAINS CONNECTION (V~/HZ/A)	400/3/50/16	400/3/50/16
LENGTH X WIDTH X HEIGHT (CM)	113 x 60 x 153	113 x 60 x 153
WEIGHT (KG)	114	139
EL CABLE (M)	9	9
MAIN FILTER TYPE	PET Starfilter	PET Starfilter
FILTER CLEANING SYSTEM	Manual filter shaker	Manual filter shaker
FEATURES		
ANTI-STATIC SYSTEM	•	•
MANOMETER	•	•
RELEASE CONTAINER SYSTEM	•	•
THREE PHASE SIDE CHANEL BLOWER	•	•
CHASSIS ON WHEELS WITH BRAKES	•	•
L CLASS FILTER	•	•
PLUG WITH PHASE INVERTER	•	•
STANDARD EQUIPMENT		
STAR FILTER KIT D460	40000338	40000338
ADAPTOR D70 CFM-ALTO	4072200392	4072200392
ITEM NO.	4030500151	4030800366

Self-Service (SB) Vacuums - Forecourt Vacuum Cleaners



- Superior suction power
- Tandem models have 2 vacuum motors and suction hoses
- Available in Euro, National Coins or Token versions
- Simple cloth filter system for quick and easy maintenance




Coin-Operated Self Service Vacuums

Coin-operated self-service vacuums for use on garage forecourts. All models use a simple cloth filter system for easy maintenance.










TECHNICAL DATA	SB STATION	SB TANDEM
AIR FLOW RATE (L/M)	4000	2 x 4000
VACUUM (MBAR/KPA)	235/23,5	2 x 235/23,5
POWER P _{MAX} (W)	1700	2 x 1700
POWER P _{IEC} (W)	1400	2 x 1400
WORKING SOUND LEVEL (DB-A)	75	75
CONTAINER VOLUME (L-MAX)	30	2 x 30
MAINS CONNECTION (V~/HZ/A)	230/1/50-60/16	230/1/50-60/16
LENGTH X WIDTH X HEIGHT (CM)	82.2 x 54.6 x 203.4	118.3 x 54.6 x 203.4
WEIGHT (KG)	90	115
MAIN FILTER TYPE	Needle felt	Needle felt
FEATURES		
SOFTSTART	•	•
2 SUCTION HOSES		•
ROBUST STEEL CHASSIS	•	•
SIMPLE CLOTH FILTER SYSTEM	•	•
AUTOMATIC HOSE RETRACTION	•	•
DUAL MOTOR		•
STANDARD EQUIPMENT		
NOZZLE CREVICE H.D. ?50M	7102	7102
SUCTION HOSE	64084	64084
SPECIAL CLOTH FILTER	17069	17069
BRACKET	43064	43064
COINER EURO/TOKEN 12VDC	302000305	302000305
ITEM NO.	65481	65482

Accessories for Vacuum Cleaners

	Vac Nozzle Fixed																																																																																																																																																																																																																																																																																																																																																																																																																																																																																																																																																																																																																																																																																																																																																																																																																																																																																																																																																																																																																																																																																																																																																																																																																																																																																																																																																																																																																																																																																		
---	-------------------------	--	--	--	--	--	--	--	--	--	--	--	--	--	--	--	--	--	--	--	--	--	--	--	--	--	--	--	--	--	--	--	--	--	--	--	--	--	--	--	--	--	--	--	--	--	--	--	--	--	--	--	--	--	--	--	--	--	--	--	--	--	--	--	--	--	--	--	--	--	--	--	--	--	--	--	--	--	--	--	--	--	--	--	--	--	--	--	--	--	--	--	--	--	--	--	--	--	--	--	--	--	--	--	--	--	--	--	--	--	--	--	--	--	--	--	--	--	--	--	--	--	--	--	--	--	--	--	--	--	--	--	--	--	--	--	--	--	--	--	--	--	--	--	--	--	--	--	--	--	--	--	--	--	--	--	--	--	--	--	--	--	--	--	--	--	--	--	--	--	--	--	--	--	--	--	--	--	--	--	--	--	--	--	--	--	--	--	--	--	--	--	--	--	--	--	--	--	--	--	--	--	--	--	--	--	--	--	--	--	--	--	--	--	--	--	--	--	--	--	--	--	--	--	--	--	--	--	--	--	--	--	--	--	--	--	--	--	--	--	--	--	--	--	--	--	--	--	--	--	--	--	--	--	--	--	--	--	--	--	--	--	--	--	--	--	--	--	--	--	--	--	--	--	--	--	--	--	--	--	--	--	--	--	--	--	--	--	--	--	--	--	--	--	--	--	--	--	--	--	--	--	--	--	--	--	--	--	--	--	--	--	--	--	--	--	--	--	--	--	--	--	--	--	--	--	--	--	--	--	--	--	--	--	--	--	--	--	--	--	--	--	--	--	--	--	--	--	--	--	--	--	--	--	--	--	--	--	--	--	--	--	--	--	--	--	--	--	--	--	--	--	--	--	--	--	--	--	--	--	--	--	--	--	--	--	--	--	--	--	--	--	--	--	--	--	--	--	--	--	--	--	--	--	--	--	--	--	--	--	--	--	--	--	--	--	--	--	--	--	--	--	--	--	--	--	--	--	--	--	--	--	--	--	--	--	--	--	--	--	--	--	--	--	--	--	--	--	--	--	--	--	--	--	--	--	--	--	--	--	--	--	--	--	--	--	--	--	--	--	--	--	--	--	--	--	--	--	--	--	--	--	--	--	--	--	--	--	--	--	--	--	--	--	--	--	--	--	--	--	--	--	--	--	--	--	--	--	--	--	--	--	--	--	--	--	--	--	--	--	--	--	--	--	--	--	--	--	--	--	--	--	--	--	--	--	--	--	--	--	--	--	--	--	--	--	--	--	--	--	--	--	--	--	--	--	--	--	--	--	--	--	--	--	--	--	--	--	--	--	--	--	--	--	--	--	--	--	--	--	--	--	--	--	--	--	--	--	--	--	--	--	--	--	--	--	--	--	--	--	--	--	--	--	--	--	--	--	--	--	--	--	--	--	--	--	--	--	--	--	--	--	--	--	--	--	--	--	--	--	--	--	--	--	--	--	--	--	--	--	--	--	--	--	--	--	--	--	--	--	--	--	--	--	--	--	--	--	--	--	--	--	--	--	--	--	--	--	--	--	--	--	--	--	--	--	--	--	--	--	--	--	--	--	--	--	--	--	--	--	--	--	--	--	--	--	--	--	--	--	--	--	--	--	--	--	--	--	--	--	--	--	--	--	--	--	--	--	--	--	--	--	--	--	--	--	--	--	--	--	--	--	--	--	--	--	--	--	--	--	--	--	--	--	--	--	--	--	--	--	--	--	--	--	--	--	--	--	--	--	--	--	--	--	--	--	--	--	--	--	--	--	--	--	--	--	--	--	--	--	--	--	--	--	--	--	--	--	--	--	--	--	--	--	--	--	--	--	--	--	--	--	--	--	--	--	--	--	--	--	--	--	--	--	--	--	--	--	--	--	--	--	--	--	--	--	--	--	--	--	--	--	--	--	--	--	--	--	--	--	--	--	--	--	--	--	--	--	--	--	--	--	--	--	--	--	--	--	--	--	--	--	--	--	--	--	--	--	--	--	--	--	--	--	--	--	--	--	--	--	--	--	--	--	--	--	--	--	--	--	--	--	--	--	--	--	--	--	--	--	--	--	--	--	--	--	--	--	--	--	--	--	--	--	--	--	--	--	--	--	--	--	--	--	--	--	--	--	--	--	--	--	--	--	--	--	--	--	--	--	--	--	--	--	--	--	--	--	--	--	--	--	--	--	--	--	--	--	--	--	--	--	--	--	--	--	--	--	--	--	--	--	--	--	--	--	--	--	--	--	--	--	--	--	--	--	--	--	--	--	--	--	--	--	--	--	--	--	--	--	--	--	--	--	--	--	--	--	--	--	--	--	--	--	--	--	--	--	--	--	--	--	--	--	--	--	--	--	--	--	--	--	--	--	--	--	--	--	--	--	--	--	--	--	--	--	--	--	--	--	--	--	--	--	--	--	--	--	--	--	--	--	--	--	--	--	--	--	--	--	--	--	--	--	--	--	--	--	--	--	--	--	--	--	--	--	--	--	--	--	--	--	--	--	--	--	--	--	--	--	--	--	--	--	--	--	--	--	--	--	--	--	--	--	--	--	--	--	--	--	--	--	--	--	--	--	--	--	--	--	--	--	--	--	--	--	--	--	--	--	--	--	--	--	--	--	--	--	--	--	--	--	--	--	--	--	--	--	--	--	--	--	--	--	--	--	--	--	--	--	--	--	--	--	--	--	--	--	--	--	--	--	--	--	--	--	--	--	--	--	--	--	--	--	--	--	--	--	--	--	--	--	--	--	--	--	--	--	--	--	--	--	--	--	--	--	--	--	--	--	--	--	--	--	--	--	--	--	--	--	--	--	--	--	--	--	--	--	--	--	--	--	--	--	--	--	--	--	--	--	--	--	--	--	--	--	--	--	--	--	--	--	--	--	--	--	--	--	--	--	--	--	--	--	--	--	--	--	--	--	--	--	--	--	--	--	--	--	--	--	--	--	--	--	--	--	--	--	--	--	--	--	--	--	--	--	--	--	--	--	--	--	--	--	--	--	--	--	--	--	--	--	--	--	--	--	--	--	--	--	--	--	--	--	--	--	--	--	--	--	--	--	--	--	--	--	--	--	--	--	--	--	--	--	--	--	--	--	--	--	--	--	--	--	--	--	--	--	--	--	--	--	--	--	--	--	--	--	--	--	--	--	--	--	--	--	--	--	--	--	--	--	--	--	--	--	--	--	--	--	--	--	--	--	--	--	--	--	--	--	--	--	--	--	--	--	--	--	--	--	--	--	--	--	--	--	--

Accessories for Vacuum Cleaners

	Vac Nozzle Turbine																										
	MOTORISED POWER BRUSH NOZ																										11664
	TURBINE HAND SUCTION BRUS																										41275
	TURBINE POWER BRUSH NOZZL																										54118
	Round brush nozzle																										
	RADIATOR BRUSH NOZZLE PLA																										5144
	SUCTION BRUSH PLASTIC -NY																										5146
	BRUSH NOZZLE D32																										107407312
	BRUSH NOZZLE PVC																										6086
	OVAL BRUSH PLASTIC																										40455
	NOZZLE ROUND BRUSH 750MM																										40458
	SUCTION BRUSH D36 BLACK																										302002509
	BRUSH NOZZLE KIT																										140 8244 500
	Cone nozzle																										
	DIAGONAL TUBE NOZZLE RUBB																										5067
	DIAGONAL TUBE NOZZLE RUBB																										7868
	RUBBER NOZZLE ROUND																										19936
	Crevice nozzle																										
	CREVICE TOOL PLASTIC 290M																										6084
	NOZZLE CREVICE H.D. 750M																										7102
	CREVICE TOOL LONG - METAL																										17836
	CREVICE NOZZLE 38MM																										302002890
	CREVICE NOZZLE D32																										107407334
	CREVICE NOZZLE D40																										107408850
	POWER TOOL ADAPTOR - AERO																										60916
	CREVICE TOOL																										29541
CREVICE NOZZLE D32 L153 B																										147 0146 500	
	Fish tail nozzle																										
	RUBBER NOZZLE FLAT																										31244
	RUBBER NOZZLE FLAT SPECIAL																										40456
	Vac Nozzle Animal Care																										
	CURRY COMB PLASTIC																										6092
	SPIKED CURRYCOMB INSERT																										6094
	SPIKED CURRY COMB																										15038
	BRUSH - CURRY COMB.PLASTIC																										6093
	Tube																										
	CURVED WAND CHROMIUM PLAT																										15341
	CURVED HAND TUBE S/S																										46691
	WAND STRAIGHT 36MM WITH R																										15342
	CURVED HAND TUBE																										302002889
	CHROME CURVED HAND TUBE D																										302000528
	STRAIGHT TURNING CONNECTI																										29457
	SUCTION ADAPTOR DN 36-50M																										40452
	EXT TUBE 2X500MM STNLESS																										15546
	EXTENSION TUBE D32 - SS																										107407309
	EXTENSION TUBE D40 - SS																										107407337
	TELESCOPIC TUBE 32MM																										81906500
	EXTENSION TUBES R38																										107402474
	TUBE 32MM X 500MM LONG																										011 6431 500
	TELESCOPIC TUBE 32MM																										011 8130 500



Hose Vacuum cleaners

SUCTION HOSE DN 36MM LT 4																																																																																																																																																																																																																																																																																																																																																																																																																																																																																																																																																																																																																																																																																																																																																																																																																																																																																																																																																																																																																																																																																																																																																																																																																																																																																																																																																																																																																																																																																																																																																																																																		
---------------------------	--	--	--	--	--	--	--	--	--	--	--	--	--	--	--	--	--	--	--	--	--	--	--	--	--	--	--	--	--	--	--	--	--	--	--	--	--	--	--	--	--	--	--	--	--	--	--	--	--	--	--	--	--	--	--	--	--	--	--	--	--	--	--	--	--	--	--	--	--	--	--	--	--	--	--	--	--	--	--	--	--	--	--	--	--	--	--	--	--	--	--	--	--	--	--	--	--	--	--	--	--	--	--	--	--	--	--	--	--	--	--	--	--	--	--	--	--	--	--	--	--	--	--	--	--	--	--	--	--	--	--	--	--	--	--	--	--	--	--	--	--	--	--	--	--	--	--	--	--	--	--	--	--	--	--	--	--	--	--	--	--	--	--	--	--	--	--	--	--	--	--	--	--	--	--	--	--	--	--	--	--	--	--	--	--	--	--	--	--	--	--	--	--	--	--	--	--	--	--	--	--	--	--	--	--	--	--	--	--	--	--	--	--	--	--	--	--	--	--	--	--	--	--	--	--	--	--	--	--	--	--	--	--	--	--	--	--	--	--	--	--	--	--	--	--	--	--	--	--	--	--	--	--	--	--	--	--	--	--	--	--	--	--	--	--	--	--	--	--	--	--	--	--	--	--	--	--	--	--	--	--	--	--	--	--	--	--	--	--	--	--	--	--	--	--	--	--	--	--	--	--	--	--	--	--	--	--	--	--	--	--	--	--	--	--	--	--	--	--	--	--	--	--	--	--	--	--	--	--	--	--	--	--	--	--	--	--	--	--	--	--	--	--	--	--	--	--	--	--	--	--	--	--	--	--	--	--	--	--	--	--	--	--	--	--	--	--	--	--	--	--	--	--	--	--	--	--	--	--	--	--	--	--	--	--	--	--	--	--	--	--	--	--	--	--	--	--	--	--	--	--	--	--	--	--	--	--	--	--	--	--	--	--	--	--	--	--	--	--	--	--	--	--	--	--	--	--	--	--	--	--	--	--	--	--	--	--	--	--	--	--	--	--	--	--	--	--	--	--	--	--	--	--	--	--	--	--	--	--	--	--	--	--	--	--	--	--	--	--	--	--	--	--	--	--	--	--	--	--	--	--	--	--	--	--	--	--	--	--	--	--	--	--	--	--	--	--	--	--	--	--	--	--	--	--	--	--	--	--	--	--	--	--	--	--	--	--	--	--	--	--	--	--	--	--	--	--	--	--	--	--	--	--	--	--	--	--	--	--	--	--	--	--	--	--	--	--	--	--	--	--	--	--	--	--	--	--	--	--	--	--	--	--	--	--	--	--	--	--	--	--	--	--	--	--	--	--	--	--	--	--	--	--	--	--	--	--	--	--	--	--	--	--	--	--	--	--	--	--	--	--	--	--	--	--	--	--	--	--	--	--	--	--	--	--	--	--	--	--	--	--	--	--	--	--	--	--	--	--	--	--	--	--	--	--	--	--	--	--	--	--	--	--	--	--	--	--	--	--	--	--	--	--	--	--	--	--	--	--	--	--	--	--	--	--	--	--	--	--	--	--	--	--	--	--	--	--	--	--	--	--	--	--	--	--	--	--	--	--	--	--	--	--	--	--	--	--	--	--	--	--	--	--	--	--	--	--	--	--	--	--	--	--	--	--	--	--	--	--	--	--	--	--	--	--	--	--	--	--	--	--	--	--	--	--	--	--	--	--	--	--	--	--	--	--	--	--	--	--	--	--	--	--	--	--	--	--	--	--	--	--	--	--	--	--	--	--	--	--	--	--	--	--	--	--	--	--	--	--	--	--	--	--	--	--	--	--	--	--	--	--	--	--	--	--	--	--	--	--	--	--	--	--	--	--	--	--	--	--	--	--	--	--	--	--	--	--	--	--	--	--	--	--	--	--	--	--	--	--	--	--	--	--	--	--	--	--	--	--	--	--	--	--	--	--	--	--	--	--	--	--	--	--	--	--	--	--	--	--	--	--	--	--	--	--	--	--	--	--	--	--	--	--	--	--	--	--	--	--	--	--	--	--	--	--	--	--	--	--	--	--	--	--	--	--	--	--	--	--	--	--	--	--	--	--	--	--	--	--	--	--	--	--	--	--	--	--	--	--	--	--	--	--	--	--	--	--	--	--	--	--	--	--	--	--	--	--	--	--	--	--	--	--	--	--	--	--	--	--	--	--	--	--	--	--	--	--	--	--	--	--	--	--	--	--	--	--	--	--	--	--	--	--	--	--	--	--	--	--	--	--	--	--	--	--	--	--	--	--	--	--	--	--	--	--	--	--	--	--	--	--	--	--	--	--	--	--	--	--	--	--	--	--	--	--	--	--	--	--	--	--	--	--	--	--	--	--	--	--	--	--	--	--	--	--	--	--	--	--	--	--	--	--	--	--	--	--	--	--	--	--	--	--	--	--	--	--	--	--	--	--	--	--	--	--	--	--	--	--	--	--	--	--	--	--	--	--	--	--	--	--	--	--	--	--	--	--	--	--	--	--	--	--	--	--	--	--	--	--	--	--	--	--	--	--	--	--	--	--	--	--	--	--	--	--	--	--	--	--	--	--	--	--	--	--	--	--	--	--	--	--	--	--	--	--	--	--	--	--	--	--	--	--	--	--	--	--	--	--	--	--	--	--	--	--	--	--	--	--	--	--	--	--	--	--	--	--	--	--	--	--	--	--	--	--	--	--	--	--	--	--	--	--	--	--	--	--	--	--	--	--	--	--	--	--	--	--	--	--	--	--	--	--	--	--	--	--	--	--	--	--	--	--	--	--	--	--	--	--	--	--	--	--	--	--	--	--	--	--	--	--	--	--	--	--	--	--	--	--	--	--	--	--	--	--	--	--	--	--	--	--	--	--	--	--	--	--	--	--	--	--	--	--	--	--	--	--	--	--	--	--	--	--	--	--	--	--	--	--	--	--	--	--	--	--	--	--	--	--	--	--	--	--	--	--	--	--	--	--	--	--	--	--	--	--	--	--	--	--	--	--	--	--	--	--	--	--	--	--	--	--	--	--	--	--	--	--	--	--	--	--	--	--	--	--	--	--	--	--	--	--	--	--	--	--	--	--	--	--	--	--	--	--	--	--	--	--	--	--	--	--	--	--	--	--	--	--	--	--	--	--	--	--	--	--	--	--	--	--	--	--	--	--	--	--	--	--	--	--	--	--	--	--	--	--	--	--	--	--	--	--	--	--	--	--	--	--	--	--	--	--	--	--	--	--	--	--	--	--	--	--	--	--	--	--	--	--	--	--	--	--	--	--	--	--	--	--	--	--	--	--	--	--	--	--	--	--	--	--	--	--	--	--	--	--	--	--	--	--	--	--	--	--	--	--	--	--	--	--	--	--	--	--	--	--	--	--	--	--	--	--	--	--	--	--	--	--	--	--	--	--	--	--	--	--	--	--	--	--	--	--	--	--	--	--	--	--	--	--	--	--	--	--	--	--	--	--	--	--	--	--	--	--	--	--	--	--	--	--	--	--	--	--	--	--	--	--	--



Bag






DISPOSAL BAG X 5														o	o	o	o	o							302000728
DISPOSAL BAG X 5 ATTIX 30									o	o	o	o	o												302000804
DISP BAG ATTIX 7 5pcs																			o	o		o		o	302001480
FBAG ATTIX 5 5pcs																									302000527
FILTER BAG SET5																									302001138
FBAG ATTIX 7 5pcs																			o	o		o			302001484
FBAGS ATTIX 5 H 5pcs																									302001141
FBAGS ATTIX 5 H XC 5pcs																									302001143
FLEECE FILTERBAG PU 5 PCS			o	o															o	o		o	o	o	302002892
FLEECE FILTER BAGS X 5									o	o	o	o													302004000
FLEECE FILTER BAG ATTIX		●											o	o	o	o	o	o							302004004
MINI PACKAGE 4x20 MT55																									4084000956
PACKAGE OF 5 BAGS																									4084001017
DUST BAG GD 1010 (5 PCS)	o																								82367810
FBAG KIT AERO 5pcs					o	o	o	o																	302002404
DUST BAG 10L 10 PCS	o																								140 8618 000












Filters

FILTER ELEMENT COVER 200M									o	o	o	o	o	o	o	o	o	o							11801
FILTER STRAINER WATER ONL									o	o	o	o	o	o	o	o	o	o	o	o	●				15475
STAR FILTER KIT D460																									40000338
18 POCKET STAR FILTER KIT																									40000699
FILTER FOR MOTOR COOLING									o	o	o	o	o	o	o	o	o	o							107400453
FILTER ELEMENT D275x187																					●	●	●	●	107400562
FILTER ELEMENT XL/SQ550/A																									11753
FILTER ELEMENT					●	●	●	●	●	●	●	●	●	●	o	●	●	●	●	●	●				302000490






Accessories for Vacuum Cleaners








	SALTIX 10	MAXXI II 35 WD	MAXXI II 55-2 WD	MAXXI II 75-2 WD	AERO 21-01 PC	AERO 21-01 PC	AERO 26-21 PC	AERO 26-21 PC	ATTIX 30-01PC	ATTIX 30-01PC	ATTIX 30-21PC	ATTIX 30-21PC	ATTIX 40-01 PC INOX	ATTIX 50-21 PC EC	ATTIX 50-21 PC C/ROOM	ATTIX 50-01 PC	ATTIX 50-21 XC	ATTIX 50-01 PC	ATTIX 751-11	ATTIX 791-21	ATTIX 751-61	ATTIX 761-21 XC	ATTIX 961-01	ATTIX 961-01	ATTIX 965-21 SD XC	Item no.
	Filters																									
	FELEMENT ATTIX H/CLN ROOM								○	○	○	○	○	○	●	○		○								302000658
	FILTER ELEMENT I275X182 K																					○				302000751
	FILTER ATTIX M CLASS XC																									302001134
	MOTOR COOLING FILTER KIT								○	○	○	○	○	○	●	○	○	○								302003721
	MOTOR AIR FILTER																									302000491
	FILTER F COOLING AIR																									302001871
	SPECIAL CLOTH FILTER																									17069
	CLOTH FILTER ATTIX5 SET 1																									302000525
	CLOTH FILTER INSERT																						○	○	○	302002894
	CLOTH FILTER ATTIX 3 SET								○	○	○	○	○	○	○	○	○	○								302000606
	FLAT FILTER SET 2PCS																●									302002842
	CARTRIDGE FILTER 35L		●																							107407297
	CARTRIDGE FILTER 75L			●	●																					107407300
	CARTRIDGE FILTER 35L HEPA		○																							107409006
	CARTRIDGE FILTER 55-75L			○	○																					107409007
	WET FILTER 35L		●																							107407299
	WETFILTER 75-55L			●	●																					107407302
	HEPA FILTER BOXED	○																								107402902
	FILTER ELEMENT HEPA													○	○	○		○								302001095
	SACK FILTER CPL	●																								147 1432 500
	Squeegees, blades, skirts and splash guards																									
	SQUEEGEE COMPLETE ANTHRAC			○	○																					107407051
	Assembly																									
	HOSE HOLDER KIT																									40000856
	COMPARTMENT KIT																									40000892
	GRID AND VALVE D460 FE																									Z5 60034
	EXTRACT.CYCLONE D460 FE																									Z5 60109
	Accessory kit																									
	ABSOLUTE FILTER KIT																									Z5 60357
	WORKSHOP KIT BASIC D36MM													○												107401367
	Others																									
	HOSE SLEEVE VACUUM SIDE																		○	○						11597
	STAR DISTRIB.PLASTIC ANTI																		○	○	○	○				15331
	DIRECT ATTACHM.PIECE ANTI																		○	○	○	○				15953
	TOKEN MECHANISM																									31724
	SPARK EXTINGUISHER								○	○	○	○	○	○	○	○	○	○								34591
	SPARE BRUSH INSERT																									41101
	BRACKET																									43064
	COINER EURO/TOKEN 12VDC																									302000305
	EXHAUST AIR COLLECTOR																									302000522
	TOOL SOCKET Ø27								○	○	○	○	○	●	●	○	○	○	○	○	○	○				302000535
	AIRBOX 230V																○									107400079
	CHIP BASKET																					●				302001434
	Exhaust fitting D50 ATTIX																						○	○	○	302002621
	FORKLIFT ACCESSORY																							○		302002622
	CHIP COLLECTION BASKET																						○			302001612
	NET BAG (SET)																									302000524
	ACCESSORY BASKET																							○		302002624
	TOOL ADAPTER 38/50MM																						○	○	○	302002884
	CONTAINER ATTIX9 SD																							○		302003127
	BLOWING ADAPTOR SET								○	○	○	○	○	○	●	○	○	○								302003717
	KIT MECHANICAL FLOAT																									4056000519

Accessories for Vacuum Cleaners




		SALTIX 10	MAXXI II 35 WD	MAXXI II 55-2 WD	MAXXI II 75-2 WD	AERO 21-01 PC	AERO 21-01 PC	AERO 26-21 PC	AERO 26-21 PC	ATTIX 30-01PC	ATTIX 30-01PC	ATTIX 30-21PC	ATTIX 30-21PC	ATTIX 40-01 PC INOX	ATTIX 50-21 PC EC	ATTIX 50-21 PC C/ROOM	ATTIX 50-01 PC	ATTIX 50-21 XC	ATTIX 50-01 PC	ATTIX 751-11	ATTIX 791-21	ATTIX 751-61	ATTIX 761-21 XC	ATTIX 961-01	ATTIX 961-01	ATTIX 965-21 SD XC	Item no.
	Others																										
	ADAPTOR D70 CFM-ALTO 50MM																										4072200392
	COMPLETE BIN																										4083000510
	PUMP KIT - NIAGARA 220-			o	o																						107408801
	20 PCS COMPETITOR ADAPTER	o																									107401199
	DETACH CORD SET 10M	•																									107402677
	Extension tubes																										
	ANGULAR CONNECTION PLASTIC 90°									o	o	o	o	o	o	o	o	o	o					o	o	o	5089
	EXT. TUBE PLASTIC 2 PIECE Ø50MM									o	o	o	o	o	o	o	o	o	o					o	o	o	5152
	CURVED EXTEN TUBE COMPLETE Ø50MM									o	o	o	o	o	o	o	o	o	o					o	o	o	15335
	EXT. TUBE-AL 2M SYS 38									o	o	o	o	o	o	o	o	o	o					o	o	o	15339
	EXT. TUBE 2.5M SYS 38									o	o	o	o	o	o	o	o	o	o					o	o	o	15340
	TELESCOPE TUBE SYS 36									o	o	o	o	o	o	o	o	o	o								47109
	2 X 500MM EXTENSION TUBE Ø36MM					•	•			o	o	o	o	o	o	o	o	o	o								107400032
	EXTN TUBE 736 2X500MM CR Ø36MM							•	•	•	•	o	o	•	o	o	•	o	•	•	o	o	o				302000529
	EXTENSION TUBES PLASTIC Ø36MM					o	o																				40696
	Vacuum Accessory Sets																										
	HOSE SET 36MM									o	o	o	o	o	o	o	o	o	o					o	o	o	63210
	AUTO SET 36MM									o	o	o	o	o	o	o	o	o	o	o	o	o	o	o	o	o	63211
	HOME AND OFFICE SET 36MM									o	o	o	o	o	o	o	o	o	o	o	o	o	o	o	o	o	63212
	TRADE & INDUSTRIAL SET									o	o	o	o	o	o	o	o	o	o					o	o	o	63213
	WORKSHOP SET									o	o	o	o	o	o	o	o	o	o					o	o	o	302000927
	36MM WATER PICK UP KIT									o	o	o	o	o	o	o	o	o	o	o	o	o	o	o	o	o	7727
	OVEN CLEANING SET									o	o	o	o	o	o	o	o	o	o					o	o	o	14341
	ANIMAL CARE SET									o	o	o	o	o	o	o	o	o	o					o	o	o	6095
	BOILER CLEANING SET									o	o	o	o	o	o	o	o	o	o					o	o	o	60430
	PIPE VAC KIT CLEANING SET 38MM									o	o	o	o	o	o	o	o	o	o	o	o	o	o	o	o	o	63215
	INDUSTRIAL KIT EXTRA 36MM									o	o	o	o	o	o	o	o	o	o	o	o	o	o	o	o	o	63214
	INDUSTRIAL SET 50MM									o	o	o	o	o	o	o	o	o	o	o	o	o	o	o	o	o	63216
	50MM VEHICLE CLEANING SET									o	o	o	o	o	o	o	o	o	o					o	o	o	6085
	CHIP VAC SET 50MM									o	o	o	o	o	o	o	o	o	o					o	o	o	61681
	OMNIBUS SET 50MM																							o	o	o	63217
	CHIP BASKET ATTIX9 BASIC																							o	o		302003003
	Nozzle																										
	FLOOR NOZZLE D36					•	•	•	•																		107402706
	Hard floor nozzle																										
	NOZZLE MULTI SURFACE 32MM		o																								140 6700 570
	Combination nozzle																										
	COMB NOZZLE D252 KIT		•																								107403122
	COMBI NOZZLE		o																								140 8492 520
	Couplings and Adapters																										
	Coupling																										
	GEKA COUPLING 1in																						o				7729





Accessories for Vacuum Cleaners

		ATTIX 115-01	ATTIX 125-01	ATTIX 145-01	ATTIX 155-01	SB STATION	SB TANDEM	Item no.
	Vac Nozzle Fixed							
	SPARE RUBBER CONTOUR STRI							15814
	SUCTION NOZZLE B1 600MM							302001481
	Vac Nozzle Wet							
	WATER VACUUMING NOZZLE.PL 300MM							7270
	GROUND NOZZLE LARGE AREAS AL 450MM							15349
	SPARE RUNNING WHEELS							15345
	SPARE RUBBER LIPS							15346
	SPARE RUBBER LIPS (PAIR)							15352
	SPARE RUNNING WHEELS							18794
	OIL RESISTANT RUBBER LIPS							302000186
	OIL RESISTANT RUBBER LIPS							302000188
	FLOOR NOZZLE D32 RUBBER							107407310
	FLOOR NOZZLE D40 RUBBER							107407338
	Vac Nozzle Dry							
	GROUND NOZZLE.ALUMINIUM 30MM							5147
	GROUND NOZZLE PVC							6077
	NOZZLE ALU. 500X50MM DRY							15343
	PROF.FLOOR NOZZLE. PLASTIC							60356
	Floor nozzle 38 mm basic							302002798
	FLOOR NOZZLE D32 BRUSH							107407311
	FLOOR NOZZLE D40 BRUSH							107407339
	FLOOR NOZZLE PROFESSIONAL 400MM							302003666
	SPARE SCRAPER FOR 6079							6080
	SPARE BRUSH SET FOR 5147							6521
	SPARE BRUSH STRIPS FOR 15343							15347
	GROUND NOZZLE WITH BRUSH STRIPS 450MM							15348
	GROUND NOZZLE WITH FLUFF STRIPS 450MM							15350
	SPARE BRUSH STRIPS FOR 15348							15351
	SPARE FLUFF STRIP FOR 15350							15353
	PARQUET FLOOR NOZZLE							302000521
	FLOOR NOZZLE WITH BRISTLE							64195
	PIPE CLEANING NOZZLE 70-120MM PIPES							7964
	PIPE CLEANING NOZZLE 120-200MM PIPES							8054
	OVEN NOZZLE 350MM WIDE							6079
	OVEN NOZZLE XL 400MM WIDE							63380
	SCRAPER FOR 63380							64930
	Vac Nozzle Combi							
	OFFICE FLOOR NOZZLE 300MM							302000259
	COMBINATION FLOOR NOZZLE							302000477
	SOLID NOZZLE SWITCHABLE							302002365
	Vac Nozzle Universal							
	UNIVERSAL NOZZLE							5145
	COURSE DIRT NOZZLE					○	○	5153
	UNIVERSAL NOZZLE PLASTIC							14295
	COURSE DIRT NOZZLE -ALUMI							41100








		ATTIX 115-01	ATTIX 125-01	ATTIX 145-01	ATTIX 155-01	SB STATION	SB TANDEM	Item no.
	Vac Nozzle Turbine							
	MOTORISED POWER BRUSH NOZ							11664
	TURBINE HAND SUCTION BRUS							41275
	TURBINE POWER BRUSH NOZZL							54118
	Round brush nozzle							
	RADIATOR BRUSH NOZZLE PLA							5144
	SUCTION BRUSH PLASTIC -NY							5146
	BRUSH NOZZLE D32							107407312
	BRUSH NOZZLE PVC							6086
	OVAL BRUSH PLASTIC							40455
	NOZZLE ROUND BRUSH Ø50MM					○	○	40458
	SUCTION BRUSH D36 BLACK							302002509
	BRUSH NOZZLE KIT							140 8244 500
	Cone nozzle							
	DIAGONAL TUBE NOZZLE RUBB Ø36MM							5067
	DIAGONAL TUBE NOZZLE RUBB Ø50MM					○	○	7868
	RUBBER NOZZLE ROUND Ø50MM							19936
	Crevice nozzle							
	CREVICE TOOL PLASTIC 290MM Ø36MM							6084
	NOZZLE CREVICE H.D. Ø50MM					●	●	7102
	CREVICE TOOL LONG - METAL							17836
	CREVICE NOZZLE Ø38MM							302002890
	CREVICE NOZZLE 32MM 36MM Ø							107407334
	CREVICE NOZZLE 40MM 36MM Ø							107408850
	POWER TOOL ADAPTOR - AERO							60916
	Fish tail nozzle							
	RUBBER NOZZLE FLAT Ø 50MM					○	○	31244
	RUBBER NOZZLE FLAT SPECIAL OIL RESIST. 36MM Ø							40456
	Vac Nozzle Animal Care							
	CURRY COMB PLASTIC							6092
	SPIKED CURRYCOMB INSERT							6094
	SPIKED CURRY COMB							15038
	BRUSH - CURRY COMB.PLASTI							6093
	Tube							
	CURVED WAND CHROMIUM PLAT							15341
	CURVED HAND TUBE S/S							46691
	WAND STRAIGHT 36MM WITH R							15342
	CURVED HAND TUBE Ø 38MM							302002889
	CHROME CURVED HAND TUBE Ø 36MM							302000528
	STRAIGHT TURNING CONNECTION Ø 36MM							29457
	SUCTION ADAPTOR DN 36-50MM Ø							40452
	EXT TUBE 2X500MM STNLESS							15546
	EXTENSION TUBE D32 - SS							107407309
	EXTENSION TUBE D40 - SS							107407337
	TELESCOPIC TUBE 32MM Ø							81906500
	EXTENSION TUBES 38MM Ø							107402474
	TUBE 32MM X 500MM LONG							011 6431 500
	TELESCOPIC TUBE 32MM							011 8130 500

Accessories for Vacuum Cleaners

	ATTIX 115-01	ATTIX 125-01	ATTIX 145-01	ATTIX 155-01	SB STATION	SB TANDEM	Item no.
	Hose Vacuum cleaners						
	SUCTION HOSE DN 36MM LT 4						6070
	SUCTION HOSE DN 50MM OILP						6468
	SUCTION HOSE DN50MM AL SL						11061
	METAL SUCTION HOSE DN 50M						15013
	CHIPS VACUUMING HOSE DN 5						15182
	SUCTION HOSE DN 27MM LT 3						15325
	SUCTION HOSE DN50MM ANTIS						15815
	SUCTION HOSE DN 50MM LT.4						15358
	SUCTION HOSE DN 27MM LT 3						14289
	SUCTION HOSE DN 36MM LT.						15365
	SUCTION HOSE DN 50MM LT 1						19930
	SUCTION HOSE. DIAM. 36 MM						25537
	SUCTION HOSE DN 36MM LT 3						46948
	HOSE 3M X 32MM						302000473
	SUCTION HOSE DN 36MM ANTI						30657
	SUCTION HOSE A/S 3MX36MM						60781
	SUCTION HOSE A/S 4MX36MM						63209
	HOSE 36X3500 HEAT/OILRESISTANT						302001677
	HOSE AS36MMX5M W/TOOL QUICKSYSTEM						302001682
	SUCTION HOSE 38x4000						302002796
	HOSE D32 1.9M CPL						107407308
	HOSE D40 2.5M CPL						107407336
	SUCTION HOSE D32X2500 CPL						107405599
	SUCTION HOSE D32X1900 CPL						107405600
	SUCTION HOSE D32 X 3500						107406115
	Bag						
	DISPOSAL BAG X 5						302000728
	DISPOSAL BAG X 5 ATTIX 30						302000804
	DISP BAG ATTIX 7 5pcs						302001480
	FBAG ATTIX 5 5pcs						302000527
	FILTER BAG SET5						302001138
	FBAG ATTIX 7 5pcs						302001484
	FBAGS ATTIX 5 H 5pcs						302001141
	FBAGS ATTIX 5 H XC 5pcs						302001143
	FLEECE FILTERBAG PU 5 PCS						302002892
	FLEECE FILTER BAGS X 5						302004000
	FLEECE FILTER BAG ATTIX						302004004
	DUST BAG GD 1010 (5 PCS)						82367810
	FBAG KIT AERO 5pcs						302002404
	DUST BAG 10L 10 PCS						140 8618 000
	Filters						
	FILTER ELEMENT COVER 200M						11801
	FILTER STRAINER WATER ONL						15475
	STAR FILTER KIT D460	●	○	●	●		40000338
	18 POCKET STAR FILTER KIT	○	●	○	○		40000699
	FILTER FOR MOTOR COOLING						107400453
	FILTER ELEMENT D275x187						107400562
FILTER ELEMENT							302000490

		ATTIX 115-01	ATTIX 125-01	ATTIX 145-01	ATTIX 155-01	SB STATION	SB TANDEM	Item no.
	Filters							
	FELEMENT ATTIX H/CLN ROOM							302000658
	FILTER ELEMENT J275X182 K							302000751
	FILTER ATTIX M CLASS XC							302001134
	MOTOR COOLING FILTER KIT							302003721
	MOTOR AIR FILTER KIT							302000491
	FILTER F COOLING AIR							302001871
	SPECIAL CLOTH FILTER					●	●	17069
	CLOTH FILTER ATTIX5 SET 1							302000525
	CLOTH FILTER INSERT							302002894
	CLOTH FILTER ATTIX 3 SET							302000606
	FLAT FILTER SET 2PCS							302002842
	CARTRIDGE FILTER 35L							107407297
	CARTRIDGE FILTER 75L							107407300
	CARTRIDGE FILTER 35L HEPA							107409006
	CARTRIDGE FILTER 55-75L							107409007
	WET FILTER 35L							107407299
	WETFILTER 75-55L							107407302
	HEPA FILTER BOXED							107402902
	FILTER ELEMENT HEPA							302001095
	SACK FILTER CPL							147 1432 500
	Assembly							
	HOSE HOLDER KIT	○	○	○	○			40000856
	COMPARTMENT KIT	○	●					40000892
	GRID AND VALVE D460 FE	○	○	○	○			Z5 60034
	EXTRACT.CYCLONE D460 FE	●	○	○	○			Z5 60109
	Accessory kit							
	ABSOLUTE FILTER KIT		○					Z5 60357
	WORKSHOP KIT BASIC D36MM							107401367
	Others							
	HOSE SLEEVE NOZZLE SIDE 36 Ø							11597
	TOKEN MECHANISM					○	○	31724
	SPARK EXTINGUISHER							34591
	SPARE BRUSH INSERT							41101
	BRACKET					●	●	43064
	COINER EURO/TOKEN 12VDC					●	●	302000305
	EXHAUST AIR COLLECTOR							302000522
	TOOL ADAPTER Ø27							302000535
	AIRBOX 230V							107400079
	CHIP BASKET							302001434
	EXHAUST FITTING D50 ATTIX							302002621
	CHIP COLLECTION BASKET							302001612
	BLOWING ADAPTOR SET							302003717
	KIT MECHANICAL FLOAT	○	○	○	○			4056000519

Accessories for Vacuum Cleaners

		ATTIX 115-01	ATTIX 125-01	ATTIX 145-01	ATTIX 155-01	SB STATION	SB TANDEM	Item no.
	Others							
	ADAPTOR D70 CFM-ALTO	●	●	●	●			4072200392
	COMPLETE BIN	○	○	○	○			4083000510
	PUMP KIT - NIAGARA 220-							107408801
	20 PCS COMPETITOR ADAPTER							107401199
	DETACH CORD SET 10M							107402677
	Extension tubes							
	ANGULAR CONNECTION PLASTIC Ø50MM							5089
	EXT. TUBE PLASTIC 2 PIECE Ø50MM							5152
	CURVED EXTEN.TUBE COMPLET Ø50MM							15335
	EXTENSION TUBE-AL CONNECT 2M Ø38MM							15339
	EXT. TUBE LT 2500 2.5M Ø38MM							15340
	TELESCOPE TUBE Ø36MM							47109
	2 X 500MM EXTENSION TUBE AL Ø36MM							107400032
	EXTN TUBE 736 2X500MM CR Ø36MM							302000529
	Vacuum Accessory Sets							
	HOSE SET SQ 36MM							63210
	AUTO SET 36MM SQ							63211
	HOME AND OFFICE SET 36MM							63212
	TRADE & INDUSTRIAL SET							63213
	WORKSHOP SET							302000927
	36MM WATER PICK UP KIT							7727
	OVEN CLEANING SET							14341
	ANIMAL CARE SET							6095
	BOILER CLEANING SET							60430
	PIPE CLEANING SET Ø38MM KIT							63215
	INDUSTRIAL KIT EXTRA 36MM							63214
	INDUSTRIAL SET 50MM							63216
	50MM VEHICLE CLEANING SET							6085
	CHIP VAC SET Ø50MM							61681
	OMNIBUS SET 50 DEGREE Ø50MM							63217
	CHIP BASKET ATTIX9 BASIC							302003003
	Nozzle							
	FLOOR NOZZLE D36							107402706
	Hard floor nozzle							
	NOZZLE MULTI SURFACE 32MM							140 6700 570
	Combination nozzle							
	COMB NOZZLE D252 KIT							107403122
	COMBI NOZZLE							140 8492 520
	Couplings and Adapters							
	Coupling							
	GEKA COUPLING 1in							7729



M-CLASS - Industrial Health & Safety Wet & Dry Vacuums



- Approved for work with M Class hazardous dust
- Industrial specifications, robust construction, and powerful... the definition of ATTIX Series vacuums
- XtremeClean fully automatic filter cleaning system (on many models) takes care of filter cleaning tasks in just a few seconds without interrupting your work for a second
- Push&Clean is a filter cleaning system which allows you to clean the filter in seconds... and continue your work
- Washable PET Fleece filter for high efficiency and low maintenance costs
- SilentPower. High performance that is seen, but not heard



Push&Clean
XtremeClean

Approved for work with M Class hazardous dust

If you are working with M Class Hazardous Dust, you will find the perfect Wet & Dry solution here. Choose from 3 different container sizes and other features which enhance your working efficiency like Automatic or Semi-Automatic filter cleaning, Automatic Start/Stop and more.



TECHNICAL DATA	ATTIX 50-2M XC	ATTIX 751-2M	ATTIX 761-2M XC
AIR FLOW RATE (L/M)	3200	3600	3600
VACUUM (MBAR/KPA)	230/23	230/23	230/23
POWER PMAX (W)	1150	1500	1500
POWER PIEC (W)	1000	1200	1200
WORKING SOUND LEVEL (DB-A)	59	57	57
CONTAINER VOLUME (L-MAX)	47	70	70
MAINS CONNECTION (V~/HZ/A)	110/1/50/25	230/1/50-60/16	230/1/50-60/16
LENGTH X WIDTH X HEIGHT (CM)	45 x 38 x 75	60.5 x 58 x 97	60.5 x 58 x 97
WEIGHT (KG)	12	25	27
EL CABLE (M)	7,5	7,5	7,5
MAIN FILTER TYPE	PET Nano M-class	PET M-class	PET Nano M-class
FILTER CLEANING SYSTEM	XtremeClean		XtremeClean
FEATURES			
SOFTSTART	•	•	•
ANTI-STATIC SYSTEM	•	•	•
MOTOR SPEED CONTROL	•	•	•
STAINLESS STEEL CONTAINER		•	•
AUTOMATIC ON/OFF-ELEC. TOOLS	•	•	•
DISPOSAL BAG 1 PCS	•		•
FLEECE FILTER BAG 1 PCS	•		
STANDARD EQUIPMENT			
SUCTION HOSE DN 27MM LT 3	15325	15325	15325
TOOL ADAPTER D27/36-24	107404520	107404520	107404520
FILTER ELEMENT D275x187			107400562
FILTER ELEMENT		302000490	
FLAT FILTER SET 2PCS	302002842		
ITEM NO.	107400472	302001526	302001535



- Industrial specifications, robust construction, and powerful... the definition of ATTIX Series vacuums
- XtremeClean fully automatic filter cleaning system (on many models) takes care of filter cleaning tasks in just a few seconds without interrupting your work
- Push&Clean is a filter cleaning system which allows you to clean the filter in seconds... and continue your work
- SilentPower. High performance that is seen, but not heard



Push&Clean
XtremeClean

Approved for work with H Class hazardous dust.

If you are working with H Class Hazardous Dust, you will find the perfect Wet & Dry solution here. Choose from 3 different container sizes and other features which enhance your working efficiency like Automatic or Semi-Automatic filter cleaning, Automatic Start/Stop and more.



TECHNICAL DATA	ATTIX 50-0H PC	ATTIX 50-2H XC	ATTIX 30-0H PC	ATTIX 30-0H PC	ATTIX 751-0H
AIR FLOW RATE (L/M)	3700	3700	3200	3700	3100
VACUUM (MBAR/KPA)	250/25	250/25	230/23	250/25	230/23
POWER PMAX (W)	1500	1500	1150	1500	1200
POWER PIEC (W)	1200	1200	1000	1200	1000
WORKING SOUND LEVEL (DB-A)	59	59	59	59	57
CONTAINER VOLUME (L-MAX)	47	47	30	30	70
MAINS CONNECTION (V~/HZ/A)	230/1/50-60/16	230/1/50-60/16	110/1/50/16	230/1/50-60/13	230/1/50-60/16
LENGTH X WIDTH X HEIGHT (CM)	45 x 38 x 75	45 x 38 x 75	45 x 38 x 59.5	45 x 38 x 59.5	60.5 x 58 x 97
WEIGHT (KG)	11	12	10	10	25
EL CABLE (M)	7,5	7,5	10	10	7,5
MAIN FILTER TYPE	H-class	H-class	H-class	H-class	H-class
FILTER CLEANING SYSTEM	Push&Clean	XtremeClean	Push&Clean	Push&Clean	
FEATURES					
SOFTSTART	•	•	•	•	•
ANTI-STATIC SYSTEM	•	•	•	•	•
MOTOR SPEED CONTROL		•			
STAINLESS STEEL CONTAINER					•
AUTOMATIC ON/OFF-ELEC. TOOLS		•			
FLEECE FILTER BAG 1 PCS			•	•	
SAFETY FILTER BAG 1 PCS	•	•			•
STANDARD EQUIPMENT					
FLOOR NOZZLE PROFESSIONAL	302003666				
DIAGONAL TUBE NOZZLE RUBB	5067				5067
CURVED HAND TUBE S/S					46691
CHROME CURVED HAND TUBE D	302000528				
SUCTION HOSE DN 36MM LT 3	46948		46948		46948
HOSE AS36MMX5M W/TOOL		302001682			
FLAT FILTER ELEMENT		107400449			
FELEMENT ATTIX H/CLN ROOM	302000658		302000658	302000658	302000658
TOOL SOCKET Ø27		302000535			
EXTN TUBE 736 2X500MM CR	302000529				
ITEM NO.	107400407	107400409	107400417	107400418	302001519

ATTIX 965 H/M SD XC - Industrial Health & Safety Wet & Dry Vacuums



- Industrial specifications, robust construction, and powerful... the definition of ATTIX 9
- Approved for H and M Class
- Two motor industrial performance
- XtremeClean fully automatic filter cleaning system for high efficiency in H and M Class
- Big surface H Class filter for high efficiency and low maintenance costs
- Stainless steel sit down container for perfect handling and disposal
- 10 metre cable for a large working radius
- Disposal and Safety filterbag standard



XtremeClean

Industrial health & safety vacuum cleaners for M + H Class hazardous dust

The ATTIX 965-0H/M SD XC is the most powerful two-motor machine that is approved to be used for both H and M Class Dusts. Featuring XtremeClean automatic filter cleaning and a stainless steel sit down container. The perfect disposal concept for Industrial use and health endangering and carcinogenic dust.



TECHNICAL DATA	ATTIX 965-0H/M SD XC
AIR FLOW RATE (L/M)	2 x 3600
VACUUM (MBAR/KPA)	250/25
POWER P _{MAX} (W)	2 x 1500
POWER P _{IEC} (W)	2 x 1200
WORKING SOUND LEVEL (DB-A)	67
CONTAINER VOLUME (L-MAX)	50
MAINS CONNECTION (V/~ /HZ/A)	230/1/50/16
LENGTH X WIDTH X HEIGHT (CM)	61.5 x 69 x 99
WEIGHT (KG)	45
EL CABLE (M)	10
MAIN FILTER TYPE	H-class
FILTER CLEANING SYSTEM	XtremeClean
FEATURES	
SOFTSTART	•
ANTI-STATIC SYSTEM	•
RELEASE CONTAINER SYSTEM	•
DISPOSAL BAG 1 PCS	•
SAFETY FILTER BAG 1 PCS	•
STANDARD EQUIPMENT	
FILTER ELEMENT D275x187	107400564
ITEM NO.	302002903



- Approved for work in ATEX Type 22 environments with explosive dust
- Industrial performance, robust construction, and loaded with useful features to maximise your efficiency and minimise your costs
- Brushless, long life motors for top performance and durability
- Automatic Start/Stop for electric tools connected to ATTIX 7 variants
- A full range of Type 22 Accessories are available to tailor your machine to your application


Push&Clean

Health & Safety Wet & Dry vacuum cleaners for ATEX Zone 22 explosive dust

If you are working in an ATEX Type-22 explosive dust environment, you will find the perfect wet & dry solution here.



TECHNICAL DATA	ATTIX 40-0M PC TYPE 22	ATTIX 791-2M/B1	ATTIX 791-2M/B1
AIR FLOW RATE (L/M)	3200	3800	3600
VACUUM (MBAR/KPA)	230/23	250/25	250/25
POWER P _{MAX} (W)	1400	1500	1200
POWER P _{IEC} (W)	1100	1200	1000
WORKING SOUND LEVEL (DB-A)	60	59	59
CONTAINER VOLUME (L-MAX)	37	70	70
MAINS CONNECTION (V/~ /HZ/A)	230/1/50-60/16	230/1/50-60/13	110/1/50-60/25
LENGTH X WIDTH X HEIGHT (CM)	45 x 44 x 75	60.5 x 58 x 97	60.5 x 58 x 97
WEIGHT (KG)	13	25	25
EL CABLE (M)	7,5	7,5	7,5
MAIN FILTER TYPE	PET	PET	PET
FILTER CLEANING SYSTEM	Push&Clean		
FEATURES			
SOFTSTART	•	•	•
ANTI-STATIC SYSTEM	•	•	•
MOTOR SPEED CONTROL		•	•
AUTOMATIC ON/OFF-ELEC. TOOLS		•	•
BRUSHLESS LONGLIFE 1-PH.MOTOR	•	•	•
EXTRA SOCKET FOR TOOL		•	•
FLEECE FILTER BAG 1 PCS	•	•	•
STANDARD EQUIPMENT			
NOZZLE 736	302000227		
CURVED HAND TUBE A/S	44188		
SUCTION HOSE ANTISTATIC	44193		
SUCTION HOSE ANTISTATIC		48132	48132
FILTER ELEMENT	302000490	302000490	302000490
MOTOR AIR FILTER		302000491	302000491
MOTOR COOLING FILTER KIT	302003721		
ITEM NO.	107400410	302001538	302001539

ATTIX 995 H/M TYPE 22 - Industrial Health & Safety Wet & Dry Vacuums



- Industrial specifications, robust construction, and powerful... the definition of ATTIX 9
- Approved for ATEX Zone 22, H and M Class.
- 2 Brushless EC (Electronic Controlled) motors
- Two motor Industrial performance
- XtremeClean fully automatic filter cleaning system for high efficiency in H and M Class
- Big surface H Class filter for high efficiency and low maintenance costs
- Stainless Steel SitDown container for perfect handling and disposal
- 10 metre cable for a large working radius
- Disposal and Safety filterbag standard



XtremeClean

Health & safety wet & dry vacuum cleaner for ATEX Zone 22 explosive dust

The ATTIX 995-0H/M SD XC Type 22 is a powerful two-motor machine that is approved to be used for both M and H Class dust in a Zone 22 environment. Featuring XtremeClean filter cleaning and a Stainless Steel SitDown container. The perfect solution for industrial use where safety is a must.






TECHNICAL DATA	ATTIX 995-0H/M SD XC
AIR FLOW RATE (L/M)	2 x 3200
VACUUM (MBAR/KPA)	230/23
POWER P _{MAX} (W)	2 x 1400
POWER P _{IEC} (W)	2 x 1100
WORKING SOUND LEVEL (DB-A)	67
CONTAINER VOLUME (L-MAX)	50
MAINS CONNECTION (V/~ /HZ/A)	230/1/50-60/16
LENGTH X WIDTH X HEIGHT (CM)	61.5 x 69 x 99
WEIGHT (KG)	45
EL CABLE (M)	10
MAIN FILTER TYPE	H-class
FILTER CLEANING SYSTEM	XtremeClean
FEATURES	
SOFTSTART	•
ANTI-STATIC SYSTEM	•
BRUSHLESS LONGLIFE 1-PH.MOTOR	•
RELEASE CONTAINER SYSTEM	•
DISPOSAL BAG 1 PCS	•
SAFETY FILTER BAG 1 PCS	•
STANDARD EQUIPMENT	
MOTOR COOLING AIR FILTER	107400041
FILTER ELEMENT D275x187	107400564
ITEM NO.	302002904

Accessories for Vacuum Cleaners





	ATTIX 50-2M XC	ATTIX 75i-2M	ATTIX 76i-2M XC	ATTIX 50-0H PC	ATTIX 50-2H XC	ATTIX 30-0H PC	ATTIX 30-0H PC	ATTIX 75i-0H	ATTIX 965-0H/M SD XC	ATTIX 40-0M PC TYPE 22	ATTIX 79i-2M/B1	ATTIX 79i-2M/B1	ATTIX 995-0H/M SD XC	Item no.
	Vac Nozzle Fixed													
	SPARE RUBBER CONTOUR STRIP		○	○				○	○					15814
	SUCTION NOZZLE B1 600MM		○	○				○			○	○		302001481
	FIXED FLOOR NOZZLE SD /								○				○	302002886
	Nozzle													
	WAP SUCTION BRUSH PLASTIC									○	○	○	○	42831
	COARSE DIRT NOZZLE 50MM									○	○	○	○	42835
	DIAG. TUBE NOZZLE RUBBER.									○	○	○	○	42836
	CREVICE NOZZLE SPECIAL PL									○	○	○	○	42837
	FLAT RUBBER NOZZLE									○	○	○	○	42839
	TUBE CLEANING NOZZLE 70-1									○	○	○	○	48066
	TUBE CLEANING NOZZLE 120									○	○	○	○	48067
	GROUND NOZZLE FOR LARGE AREAS									○	○	○	○	302000369
	Vac Nozzle Wet													
	WATER VACUUMING NOZZLE PL	○	○	○	○	○	○	○	○					7270
	FLOOR NOZZLE AL.-RUBBER LIPS	○	○	○	○	○	○	○	○					15344
	SPARE RUNNING WHEELS	○	○	○	○	○	○	○	○					15345
	SPARE RUBBER LIPS	○	○	○	○	○	○	○	○					15346
	GROUND NOZZLE LARGE AREAS	○	○	○	○	○	○	○	○					15349
	SPARE RUBBER LIPS (PAIR)	○	○	○	○	○	○	○	○					15352
	SPARE RUNNING WHEELS	○	○	○	○	○	○	○	○					18794
	OIL RESISTANT RUBBER LIPS	○	○	○	○	○	○	○	○					302000186
	Vac Nozzle Dry													
	GROUND NOZZLE ALUMINIUM 3	○	○	○	○	○	○	○	○					5147
	GROUND NOZZLE PVC	○	○	○	○	○	○	○	○					6077
	OVEN NOZZLE	○	○	○	○	○	○	○	○					6079
	SPARE SCAPER FOR 6079	○	○	○	○	○	○	○	○					6080
	PIPE CLEANING NOZZLE	○	○	○	○	○	○	○	○					7964
	PIPE CLEANING NOZZLE	○	○	○	○	○	○	○	○					8054
	NOZZLE ALU. 500X750MM DRY	○	○	○	○	○	○	○	○					15343
	SPARE BRUSH STRIPS	○	○	○	○	○	○	○	○					15347
	GROUND NOZZLE FOR LARGE AREAS	○	○	○	○	○	○	○	○					15348
	GROUND NOZZLE FOR LARGE AREAS	○	○	○	○	○	○	○	○					15350
	SPARE BRUSH STRIPS (PAIR)	○	○	○	○	○	○	○	○					15351
	SPARE FUZZ STRIP	○	○	○	○	○	○	○	○					15353
	PROF.FLOOR NOZZLE. PLASTI	○	○	○	○	○	○	○	○					60356
	OVEN NOZZLE XL	○	○	○	○	○	○	○	○					63380
	FLOOR NOZZLE WITH BRISTLE	○	○	○	○	○	○	○	○					64195
	SCRAPER FOR 63380	○	○	○	○	○	○	○	○					64930
	FLOOR NOZZLE PROFESSIONAL	○	○	○	●	○	○	○	○					302003666
	FLOOR NOZZLE 738x450 WET								○					302002799
	Vac Nozzle Combi													
	SPECIAL GROUND NOZZLE PLA	○	○	○	○	○	○	○	○					5149
	RUBBER LIPS FOR 5149 FLOOR TOOL	○	○	○	○	○	○	○	○					6114
	REPLACEMENT BRUSH STRIPS	○	○	○	○	○	○	○	○					60358
	REPLACEMENT RUBBER LIPS	○	○	○	○	○	○	○	○					60359
	OFFICE FLOOR NOZZLE 300MM	○	○	○	○	○	○	○	○					302000259
	COMBINATION FLOOR NOZZLE	○	○	○	○	○	○	○	○					302000477
	SUCTION NOZZLE	○	○	○	○	○	○	○	○					302000962

Accessories for Vacuum Cleaners

		ATTIX 50-2M XC	ATTIX 751-2M	ATTIX 761-2M XC	ATTIX 50-0H PC	ATTIX 50-2H XC	ATTIX 30-0H PC	ATTIX 30-0H PC	ATTIX 751-0H	ATTIX 965-0H/M 5D XC	ATTIX 40-0M PC TYPE 22	ATTIX 791-2M/B1	ATTIX 791-2M/B1	ATTIX 995-0H/M 5D XC	Item no.
	Vac Nozzle Universal														
	UNIVERSAL NOZZLE	o	o	o	o	o	o	o	o	o					5145
	COURSE DIRT NOZZLE	o	o	o	o	o	o	o	o	o					5153
	UNIVERSAL NOZZLE PLASTIC	o	o	o	o	o	o	o	o	o					14295
	COURSE DIRT NOZZLE - ALUMI	o	o	o	o	o	o	o	o	o					41100
	Vac Nozzle Turbine														
	MOTORISED POWER BRUSH NOZ	o	o	o		o									11664
	TURBINE HAND SUCTION BRUS	o	o	o	o	o	o	o	o	o					41275
	TURBINE POWER BRUSH NOZZL	o	o	o	o	o	o	o	o	o					54118
	Round brush nozzle														
	RADIATOR BRUSH NOZZLE PLA	o	o	o	o	o	o	o	o	o					5144
	SUCTION BRUSH PLASTIC -NY	o	o	o	o	o	o	o	o	o					5146
	BRUSH NOZZLE PVC	o	o	o	o	o	o	o	o	o					6086
	OVAL BRUSH PLASTIC	o	o	o	o	o	o	o	o	o					40455
	NOZZLE ROUND BRUSH 750MM	o	o	o	o	o	o	o	o	o					40458
	WAP BRUSH NOZZLE										o	o	o	o	44191
	Cone nozzle														
	DIAGONAL TUBE NOZZLE RUBB	o	o	o	●	o	o	o	●	o					5067
	DIAGONAL TUBE NOZZLE RUBB	o	o	o	o	o	o	o	o	o					7868
	RUBBER NOZZLE ROUND	o	o	o	o	o	o	o	o	o					19936
	Crevice nozzle														
	CREVICE TOOL PLASTIC 290M	o	o	o	o	o	o	o	o	o					6084
	NOZZLE CREVICE H.D. 750M	o	o	o	o	o	o	o	o	o					7102
	CREVICE TOOL LONG - METAL	o	o	o	o	o	o	o	o	o					17836
	WAP CREVICE NOZZLE										o	o	o	o	44192
	NOZZLE 736										●	o	o	o	302000227
	CREVICE NOZZLE 38MM									o					302002890
	Fish tail nozzle														
	RUBBER NOZZLE FLAT	o	o	o	o	o	o	o	o	o					31244
	RUBBER NOZZLE FLAT SPECIA	o	o	o	o	o	o	o	o	o					40456
	Vac Nozzle Animal Care														
	CURRY COMB PLASTIC	o	o	o	o	o	o	o	o	o					6092
	BRUSH - CURRY COMB. PLASTI	o	o	o	o	o	o	o	o	o					6093
	SPIKED CURRYCOMB INSERT	o	o	o	o	o	o	o	o	o					6094
	SPIKED CURRY COMB	o	o	o	o	o	o	o	o	o					15038
	Tube														
	CURVED WAND CHROMIUM PLAT	o	o	o	o	o	o	o	o	o					15341
	WAND STRAIGHT 36MM WITH REDUCE	o	o	o	o	o	o	o	o	o					15342
	EXT TUBE 2X500MM STNLESS	o	o	o	o	o	o	o	o	o					15546
	STRAIGHT TURNING CONNECTI	o	o	o	o	o	o	o	o	o					29457
	WAP CURVED EXT. TUBE DN 5										o	o	o	o	33609
	SUCTION ADAPTOR DN 36-50M	o	o	o	o	o	o	o	o	o					40452
	CURVED HAND TUBE A/S										●	o	o	o	44188
	CURVED HAND TUBE S/S	o	o	o	o	o	o	o	●	o					46691
	STRAIGHT EXT. TUBESWAS 44										o	o	o	o	46982
	CHROME CURVED HAND TUBE D	o	o	o	●	o	o	o	o						302000528
	CURVED HAND TUBE									o					302002889

	ATTIX 50-2M XC	ATTIX 75i-2M	ATTIX 76i-2M XC	ATTIX 50-0H PC	ATTIX 50-2H XC	ATTIX 30-0H PC	ATTIX 30-0H PC	ATTIX 75i-0H	ATTIX 965-0H/M SD XC	ATTIX 40-0M PC TYPE 22	ATTIX 79i-2M/B1	ATTIX 79i-2M/B1	ATTIX 995-0H/M SD XC	Item no.
Hose Vacuum cleaners														
 SUCTION HOSE DN 36MM LT 4	○	○	○	○	○	○	○	○	○					6070
SUCTION HOSE DN 50MM OILPROOF	○	○	○	○	○	○	○	○	○					6468
SUCTION HOSE DN50MM AL SL	○	○	○	○	○	○	○	○	○					11061
SUCTION HOSE DN 27MM LT 3	○	○	○	○	○	○	○	○	○					14289
METAL SUCTION HOSE DN 50M	○	○	○	○	○	○	○	○	○					15013
CHIPS VACUUMING HOSE DN 5	○	○	○	○	○	○	○	○	○					15182
SUCTION HOSE DN 27MM LT 3	●	●	●	○	○	○	○	○	○					15325
SUCTION HOSE DN 50MM LT.4	○	○	○	○	○	○	○	○	○					15358
SUCTION HOSE DN 36MM LT.	○	○	○	○	○	○	○	○	○					15365
SUCTION HOSE DN50MM ANTIS	○	○	○	○	○	○	○	○	○					15815
SUCTION HOSE DN 50MM LT 1	○	○	○	○	○	○	○	○	○					19930
SUCTION HOSE. DIAM. 36 MM	○	○	○	○	○	○	○	○	○					25537
SUCTION HOSE DN 36MM ANTI	○	○	○	○	○	○	○	○	○					30657
CHIP SUCTION HOSE										○	○	○	○	42825
SUCTION HOSE ANTISTATIC										○	○	○	○	43245
SUCTION HOSE ANTISTATIC										●	○	○	○	44193
SUCTION HOSE DN 36MM LT 3	○	○	○	●	○	●	○	●	○					46948
SUCTION HOSE ANTISTATIC										○	○	○	○	48131
SUCTION HOSE ANTISTATIC										○	●	●	○	48132
SUCTION HOSE A/S 3MX36MM	○	○	○	○	○	○	○	○	○					60781
SUCTION HOSE	○	○	○	○	○	○	○	○	○					61779
SUCTION HOSE A/S 4MX36MM	○	○	○	○	○	○	○	○	○					63209
CHIP HOSE ANTISTATIC										○	○	○	○	63710
HOSE	○	○	○	○	○	○	○	○	○					302000473
HOSE AS36MMX5M W/TOOL	○	○	○	○	●	○	○	○						302001682
TOOL ADAPTER D27/36-24	●	●	●											107404520
Bag														
 FILTER PROTECTING BAG (10										○	○	○	○	30082
SAFETY FILTER BAG						○	○							107400233
SAFETY FILTER BAG	○			○	○					○				107400236
DISPOSAL BAG X 5	○													302000728
DISPOSAL BAG X 5 ATTIX 30						○	○							302000804
DISP BAG ATTIX 7 5pcs		○	○						○				○	302001480
FBAG ATTIX 7 5pcs		○	○								○	○		302001484
FBAGS ATTIX 7 H 5pcs		○	○					○			○	○		302001486
FLEECE FILTERBAG PU 5 PCS											○	○		302002892
M/H Safety Filter Bag 5pc									○				○	302003473
FLEECE FILTER BAGS X 5						○	○							302004000
FLEECE FILTER BAG ATTIX	○			○	○					○				302004004
Filters														
 MOTOR COOLING AIR FILTER													●	107400041
FLAT FILTER ELEMENT					●									107400449
FILTER FOR MOTOR COOLING	○			○	○	○	○							107400453
FILTER ELEMENT D275x187			●						○					107400562
FILTER ELEMENT D275x187									●				●	107400564
FILTER ELEMENT		●								●	●	●		302000490
MOTOR AIR FILTER		○	○					○			●	●		302000491
FELEMENT ATTIX H/CLN ROOM				●		●	●	●						302000658
FILTER ATTIX M CLASS XC			○											302001134
FILTER F COOLING AIR		○	○					○						302001871
FLAT FILTER SET 2PCS	●													302002842
MOTOR COOLING FILTER KIT	○			○	○	○	○			●				302003721

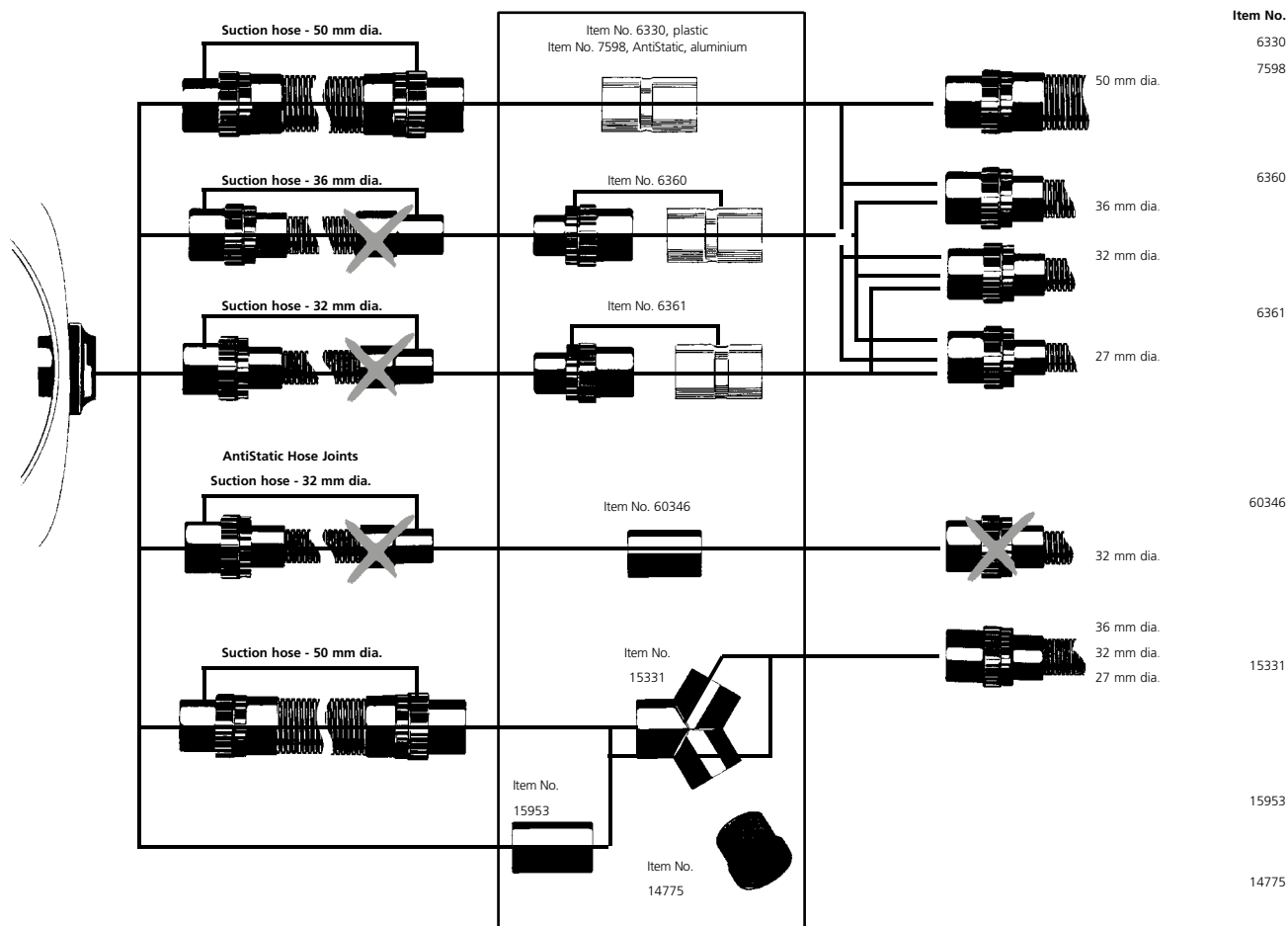
Accessories for Vacuum Cleaners

		ATTIX 50-2M XC	ATTIX 751-2M	ATTIX 761-2M XC	ATTIX 50-0H PC	ATTIX 50-2H XC	ATTIX 30-0H PC	ATTIX 30-0H PC	ATTIX 751-0H	ATTIX 965-0H/M 5D XC	ATTIX 40-0M PC TYPE 22	ATTIX 791-2M/B1	ATTIX 791-2M/B1	ATTIX 995-0H/M 5D XC	Item no.
	Others														
	SPARK EXTINGUISHER		○	○	○	○	○	○	○	○					34591
	HOSE HOLDER		○	○					○						65081
	AIRBOX 230V	○				○									107400079
	EXHAUST AIR COLLECTOR		○	○					○						302000522
	NET BAG (SET)		○	○					○						302000524
	TOOL SOCKET Ø27	○	○	○	○	●	○	○	○						302000535
	Exhaust fitting D50 ATTIX													○	302002621
	BLOWING ADAPTOR SET	○			○	○	○	○							302003717
	Extension tubes														
	ANGULAR CONNECTION PLASTI	○	○	○	○	○	○	○	○	○					5089
	EXT. TUBE PLASTIC 2 PIECE	○	○	○	○	○	○	○	○	○					5152
	CURVED EXTEN.TUBE COMPLET	○	○	○	○	○	○	○	○	○					15335
	EXTENSION TUBE-AL CONNECT	○	○	○	○	○	○	○	○	○					15339
	EXT. TUBE LT 2500	○	○	○	○	○	○	○	○	○					15340
	TELESCOPE TUBE	○	○	○	○	○	○	○	○	○					47109
	2 X 500MM EXTENSION TUBE	○	○	○	○	○	○	○	○	○					107400032
	EXTN TUBE 736 2X500MM CR	○	○	○	●	○	○	○	○	○					302000529
	Vacuum Accessory Sets														
	50MM VEHICLE CLEANING SET	○	○	○	○	○	○	○	○	○					6085
	ANIMAL CARE SET	○	○	○	○	○	○	○	○	○					6095
	36MM WATER PICK UP KIT	○	○	○	○	○	○	○	○	○					7727
	OVEN CLEANING SET	○	○	○	○	○	○	○	○	○					14341
	ANTISTATIC ACCESSORIES										○	○	○	○	48907
	BOILER COIL CLEANING SET	○	○	○	○	○	○	○	○	○					60430
	CHIP VAC SET	○	○	○	○	○	○	○	○	○					61681
	HOSE SET SQ 36MM	○	○	○	○	○	○	○	○	○					63210
	AUTO SET 36MM SQ	○	○	○	○	○	○	○	○	○					63211
	HOME AND OFFICE SET 36MM	○	○	○	○	○	○	○	○	○					63212
	TRADE & INDUSTRIAL SET	○	○	○	○	○	○	○	○	○					63213
	INDUSTRIAL KIT EXTRA 36MM	○	○	○	○	○	○	○	○	○					63214
	PIPE VAC KIT	○	○	○	○	○	○	○	○	○					63215
	INDUSTRIAL SET 50MM	○	○	○	○	○	○	○	○	○					63216
	OMNIBUS SET 50 DEGREE	○	○	○	○	○	○	○	○						63217
	WORKSHOP SET	○	○	○	○	○	○	○	○	○					302000927
	Couplings and Adapters														
	Coupling														
	HOSE JOINT-PLASTIC DN 50/									○					6330



Hose connection and distributors

EXCEPT Type 22 vacuums



Suction hoses



Universal

Colour: Silver metallic, Ø27, Ø32, Ø36, Ø38, Ø50
To use: Temperature at -50 to +60°C

Antistatic

Colour: Black, Ø27, Ø32, Ø36, Ø50
To use: Temperature at -50 to +60°C

Oil-resistant

Colour: Brown, Ø36, Ø50
To use: Temperature at -60 to +120°C (short term +150°C)
Bend radius: Ø27 r = 60 mm, Ø32 r = 70 mm, Ø36 r = 75 mm, Ø50 r = 120 mm



Heat-resistant

Colour: Brown, Ø36, Ø50
To use: Temperature at -60 to +120°C (short term +150°C)
Bend radius: Ø36 r = 75 mm, Ø50 r = 120 mm



Metal

Colour: Galvanized, Ø50
To use: Temperature at -50 to +120°C
Bend radius: r = 180 mm
High wear-resistant. Not suitable for acid and lye.



Chips, abrasive





























































Colour: Transparent, Ø50
To use: Temperature at -40 to +90°C (short term +125°C)
Bend radius: Ø60 r = 60 mm
Special for metal shavings, glass, sliver and other materials, oil-resistant, antistatic, aluminium sleeves and steel wire coil



Suction hose systems

EXCEPT Type 22 vacuums



									
Lengths as required		Nozzle side sleeve		By the metre – max 20 m		Vaccum side sleeve		Complete	
				Item No.	Item No.	Item No.	Length m	Item No.	
System 70	Universal		42419	34947***		34955			
System 50	Universal		15101	11984		15101	1.75		19930
							4		15358
	Oil-resistant		15101	14238		15101	4		6468
	Heat-resistant		7162	14238		7162	4		11061
	Antistatic		15811	7599		15811	4		15815
	Chips		33435	15309		14630	4		15182
	Metal						4		15013
System 38	Universal		302002887	107400052 (only available in roll of 20 m)		107400049	4		302002796
	Antistatic					107401525	5		107401368
System 36	Universal	 	11597 46690*	11985 11985	 	15102 15102	3 3 4	  	15805 46948* 25537*
	Oil-resistant		46690*	6429		15102	3.5		302001677*
	Heat-resistant	 	7674** 14194**	6429	 	7673	4	 	6070**
	Anti-kink spring								
	AntiStatic		46690*	15312		15812	3 4 5	  	60781* 63209* 302001682*
		 	14243 48070 48750	15312		15812	4		15311
	Electric tool								
System 32	Universal		46947*	14240****		15103			
	Hand tube		60911				3		302000473
	Antistatic		107404564	43502		30928	5		30657
System 27	Universal		107404520	15307		15104	3.5		14289
	Antistatic		107404520	15326		15369	3.5		15325
								</	

TW 300 / HOME CLEANER - Compact Carpet Extractor



- Low centre of gravity
- Clear lid on recovery tank
- Compact spray extraction unit with extensive accessory package
- Rugged tanks
- Super suction power



Professional Spray Extractor

The HOME CLEANER is an all-round carpet extractor ideal for private use.

These compact spray extractors with a high capacity design are easy to handle and transport. Perfect in medium-sized areas and for maintenance cleaning. The spray extractors not only extract but can also be used as a vacuum cleaner or to pick up spilled liquids. The large range of accessories makes them all-round carpet cleaning machines.



TECHNICAL DATA	TW 300S	HOME CLEANER
AIR FLOW RATE (L/M)	2400	2400
VACUUM (MBAR/KPA)	190/19	190/19
WATER FLOW (L/M)	2	2
PUMP PRESSURE (BAR/MPA)	2 / 0,2	2 / 0,2
CLEANING WIDTH (MM)	260	260
SOLUTION/RECOVERY TANK (L)	8/8	8/8
POWER CONSUMPTION (W)	1000	1000
VOLT/FREQUENCY (V/HZ)	230/50	230/50
CABLE LENGTH (M)	7,5	7,5
DIMENSIONS LXWXH (MM)	390x390x520	390x390x520
WEIGHT (KG)	9,5	9,5
FEATURES		
WITH FIXED CABLE	•	•
DETERGENT TANK	•	•
SINGLE-PHASE	•	•
STANDARD EQUIPMENT		
SINGLE NOZZLE CARPET ADAP	7310	
SUCTION NOZZLE		47895
COMBINATION FLOOR NOZZLE		302000477
UNIVERSAL NOZZLE PLASTIC		14295
SUCTION BRUSH PLASTIC -NY		5146
CREVICE TOOL PLASTIC 290M		6084
EXT TUBE 2X500MM STNLESS	15546	15546
HOSE		48331
HOSE WITH COUPLING WAS 73	7359	
SUCTION HOSE COMP.WITH SL	34484	34484
PIECE		47896
SPR-HOSE		48377
ITEM NO.	67009	303000002

Accessories for Floor Cleaning Machines

		TW 300S	HOME CLEANER	Item no.
	Nozzle			
	SINGLE NOZZLE CARPET ADAP	●		7310
	SUCTION NOZZLE	○	●	47895
	Vac Nozzle Wet			
	WATER VACUUMING NOZZLE.PL	○	○	7270
	WATER SUCTION NOZZLE 300M	○		63992
	Vac Nozzle Combi			
	COMBI NOZZLE.PLASTIC	○		8046
	COMBINATION FLOOR NOZZLE	○	●	302000477
	Vac Nozzle Universal			
	UNIVERSAL NOZZLE PLASTIC	○	●	14295
	Round brush nozzle			
	SUCTION BRUSH PLASTIC -NY	○	●	5146
	Upholstery nozzle			
	UPHLSTRY ADPTR PLASTIC	○		6696
	UPHLSTRY ADPTR ALU	○	○	7335
	Crevice nozzle			
	CREVICE TOOL PLASTIC 290M	○	●	6084
	Tube			
	EXT TUBE 2X500MM STNLESS	●	●	15546
	Hose Vacuum cleaners			
	HOSE	○	●	48331
	Bag			
	DUST BAGS (10 BAGS) TW RA	○	○	6695
	Extractors			
	VACUUMING SET TW 300S	○		7341
	HOSE WITH COUPLING WAS 73	●		7359
	VACUUMING WAND	○		11551
	PRE-SPRAYING LANCE	○		11553
	SUCTION HOSE COMP.WITH SL	●	●	34484
	HAND ADAPTOR SET DN32		○	47511
	PIECE		●	47896
	SPR-HOSE		●	48377
	Detergents			
	ALTO TOPWASH VPE 6X1000ML	○	○	8467
	ALTO FOAM STOP 6 X 1ltr	○	○	8469
	TOPWASH 10LTR	○	○	80937
	TW CLEANING POWDER 8KG WA	○	○	81033
	ALTO TOPWASH P 6 X 1 KG	○	○	81100
	ALTO ODOUR STOP 1 L	○	○	81176

**Unique
innovation and
features - for
superb cleaning
performance**



The efficient one-stop solution

Our aim is to be in the forefront of cleaning technology and offer you a comprehensive range of scrubber dryers which let you take advantage of superb quality combined with numerous features. In fact, our range of scrubber dryers save you more than just time; you will also profit from their easy maintenance and operation - not to mention their economical functioning. Our experience offers you proven results in productivity, durability, ergonomics, performance, service and safety.

All our walk-behind scrubber dryers have different cleaning capacities, which means you will always be able to find the optimum machine for your needs. These versatile machines are capable of cleaning any hard floor.

Choose models with either disc or cylindrical brushes, with or without traction, battery or electrical-driven. A cylindrical brush ensures debris enters the scrubbing path and is collected in a separate hopper (wet sweeping) and is ideal for cleaning garages, warehouses, automotive showrooms or sports facilities etc.



Our range of ride-on scrubbers give you superb quality combined with a number of additional features. Time-tested technology ensures efficient and economical application.

Nilfisk-ALTO ride-on scrubbers mean a perfect clean in next to no time. These machines take care of several steps simultaneously. The scrubber - which can be switched on when needed - does its job with the help of water and an optional additional detergent. In the final step, the rear mounted squeegee picks up used water and collects it in the tank.

Our SCRUBTEC BOOST range cleans floors more effectively than traditional disc scrubbers! The unique BOOST™ pad is rectangular and provides consistent contact across the cleaning path. Its orbital motion requires less pad pressure and attacks dirt from multiple directions as it passes over the floor. Efficient use of the cleaning solution results in water savings of 50% to 70% with BOOST™, reducing waste water removal costs and protecting the environment.



A great range of performers for floor cleaning

Our range of sweepers are the most effective solution in confined areas. Rugged design, low sound level and dust-free sweeping for both indoor and outdoor use.

We have walk-behind sweepers available for indoor and outdoor use and for cleaning large carpeted areas. For optimal capacity, some of our walkbehind machines use the overthrow system, which means the main broom fills the hopper from the top.

FLOORTEC walk-behinds are the ideal solution for small to medium sized cleaning jobs such as service stations, parking lots, school yards, factories and small warehouses. Battery driven for indoor use and petrol driven for demanding outdoor tasks. They are all designed for simple operation, easy service and maintenance, and all feature dust-free sweeping.



Our range of ride-on sweepers gets the job done quickly, effectively and with maximum driver comfort. Their design is combined with powerful engines, wide sweeping path, excellent manoeuvrability and a ramp climbing capacity from 16% to 20%. Great for cleaning large areas of floors or carpets, and for getting into confined spaces such as elevators or narrow aisles. Battery driven for indoor use and petrol driven for demanding tasks. They are all designed for simple operation, easy service and maintenance, and all feature dust-free sweeping. Some models offer a high dump system for easy emptying.

A complete and worry free range of polishers/burnishers

SPINTEC 443 is a range of single disc floor polishers for your professional maintenance and everyday cleaning tasks. This platform offers you the choice of low speed, high speed and dual speed models, which ensures efficient scrubbing, stripping, polishing and spray cleaning of almost all types of floors, while also getting a longer lasting and attractive finish.

The SPINTEC 551 UH is a handy and easy-to-use burnisher ideally suited for daytime cleaning in hospitals, institutions, hotels, retail stores and for contract cleaning companies. With a folding handle it is easy to transport and can be in operation within a few seconds.





SCRUBTEC 233 - Small Scrubber Dryers



- Clear lid on recovery tank makes it easy to see the cleaning result
- Compact design with large wheels for easy transport and storage
- Two tank solution & recovery design
- Cleaning agent added with precise dosing pump
- Quick connection for accessories
- The machine is equipped with two disc brushes/ pads giving 18 kg of down pressure
- Dual squeegees means the machine cleans forwards or backward
- Ergonomic height adjustable and foldable handle



Walk Behind Mains Powered 330mm Scrubber Dryer

Small mains powered, 230 volt walk-behind scrubber dryer with a 2 tank system, very easy to operate and transport, perfect for small areas. Cleans both forwards and backwards.



TECHNICAL DATA	SCRUBTEC 233
SCRUBBING WIDTH (MM)	330
SQUEEGEE WIDTH (MM)	385
PRODUCTIVITY RATE THEORETICAL/ ACTUAL (M²/H)	1320/660
WORKING SPEED (KM/H)	4
SOUND PRESSURE LEVEL (dB(A))	72,5
SOLUTION/RECOVERY TANK (L)	10/11
BRUSH/PAD DIAMETER (MM)	165
BRUSHES/PADS QTY.	2
BRUSH PRESSURE (KG)	18
MIN. TURN-AROUND AISLE WIDTH (CM)	115
VOLT/FREQUENCY (V/Hz)	220-240/50-60
LENGTH X WIDTH X HEIGHT (MM)	665x390x460
WEIGHT (KG)	23
BRUSH SPEED (RPM)	200
FEATURES	
DISC BRUSH VERSION	•
CABLE VERSION	•
CABLE HOLDER	•
ADJUSTABLE HANDLE	•
SOFT HANDLE	•
STANDARD EQUIPMENT	
BRUSH PROLITE BLUE STD	9097242000
BLADES PU KIT 385MM/15"	9097542000
ITEM NO.	9087236020



- 4 times faster than mopping, removes the dirt instead of evening it out
- Unique design permits cleaning under furniture and right to the edge of the floor
- Scrubbing and vacuuming in forward and reverse
- Easily transported



Scrubbing and vacuuming in forward and reverse

The SCRUBTEC 234 C for faster and more efficient cleaning compared to a mop. There is no slippery residue and no aching back. It is perfect for maintenance of hard floors in small areas.



TECHNICAL DATA	SCRUBTEC 234 C
SCRUBBING WIDTH (MM)	340
SQUEEGEE WIDTH (MM)	440
PRODUCTIVITY RATE THEORETICAL/ ACTUAL (M²/H)	1360
WORKING SPEED (KM/H)	4
SOUND PRESSURE LEVEL (dB(A))	72
SOLUTION/RECOVERY TANK (L)	11/12
BRUSH/PAD DIAMETER (MM)	100
BRUSHES/PADS QTY.	1
BRUSH PRESSURE (KG)	21
MIN. TURN-AROUND AISLE WIDTH (CM)	-
VOLT/FREQUENCY (V/Hz)	220/240-50/60
LENGTH X WIDTH X HEIGHT (MM)	620x480x480
WEIGHT (KG)	38
MAX SPEED (KM/H)	4
BRUSH SPEED (RPM)	1000
FEATURES	
CABLE VERSION	•
FOLDING TRANSPORT HANDLE	•
ADJUSTABLE BRUSH PRESSURE	•
CABLE STORAGE	•
SOFT HANDLE	•
ADJUSTABLE HANDLE	•
CYLINDRICAL DECK	•
STANDARD EQUIPMENT	
BRUSH PA BLUE	L08425200
BLADES PU KIT 440MM/17"	9097353000
ITEM NO.	41600300

SCRUBTEC 337.2 - Small Scrubber Dryers



- Outstanding brush pressure for excellent scrubbing effectiveness
- Easily adjustable deck for a perfect traction control
- Adjustable water flow
- Fast and simple maintenance since all components are easily accessible
- Clear recovery lid
- Ergonomic, adjustable and foldable handle
- Large non marking wheels for easy transport
- Automatic brush and solution on off in neutral
- Large carrying handle on the tanks
- Patent Elastic Strap System for easy installation and removal of squeegee blades
- On board charger
- Real two tank system
- Unique rotating deck allows to clean both backwards and forwards



Battery powered scrubber dryer ideal for small areas

SCRUBTEC 337.2 is designed for increasing productivity, optimising manoeuvrability and saving time and costs. Its unique features not least the ability to clean in all directions, make it the ideal scrubber dryer for smaller to midsize businesses, showrooms, etc.



TECHNICAL DATA	SCRUBTEC 337.2
SCRUBBING WIDTH (MM)	370
SQUEEGEE WIDTH (MM)	470
PRODUCTIVITY RATE THEORETICAL/ ACTUAL (M ² /H)	1480/890
WORKING SPEED (KM/H)	4
SOUND PRESSURE LEVEL (dB(A))	64
SOLUTION/RECOVERY TANK (L)	11/12
BRUSH/PAD DIAMETER (MM)	370
BRUSHES/PADS QTY.	1
BRUSH PRESSURE (KG)	27
MIN. TURN-AROUND AISLE WIDTH (CM)	85
VOLT/FREQUENCY (V/HZ)	12
LENGTH X WIDTH X HEIGHT (MM)	726x475x446
BRUSH SPEED (RPM)	120
WEIGHT W/BATTERIES (KG)	72
FEATURES	
AUTOMATIC BRUSH SHUT OFF	•
AUTOMATIC SOLUTION SHUT OFF	•
ADJUSTABLE HANDLE	•
ON-BOARD CHARGER	•
REMOVABLE RECOVERY LID	•
ROTATING DECK	•
OPTIMA BATTERY	•
STANDARD EQUIPMENT	
OPTIMA SPIRALCELL	9098977000
CHARGER BATTERY 12V 12A	9099793000
BRUSH D.370MM 14 PROLENE	9099999000
BLADES PU KIT 370MM/14	9100000077
ITEM NO.	41600710



- Robust design with less risk of damage, saves service costs
- New easy to use, ecofriendly electronic water flow control
- Double scrubbing without wasting water reduces the total cost of ownership and helps the environment
- No tool deck adjustment makes it simple to customise brush pressure and traction dependent on the conditions
- Quick and easy to check the water level through the transparent hose
- Squeegee lifts with convenient foot pedal



Updated version of our highly manoeuvrable walk-behind scrubber dryer

The SCRUBTEC 343.2 has built on the successes of the popular SCRUBTEC 343 with improvements in the squeegee system, solution flow, safety and performance. A reliable and productive machine with excellent performance and low service costs. It is ideal for light to medium floor cleaning tasks.



TECHNICAL DATA	SCRUBTEC 343.2 E	SCRUBTEC 343.2 B COMBI	SCRUBTEC 343.2 B
SCRUBBING WIDTH (MM)	430	430	430
SQUEEGEE WIDTH (MM)	720	720	720
PRODUCTIVITY RATE THEORETICAL/ ACTUAL (M²/H)	1720/1035	1720/1035	1720/1035
WORKING SPEED (KM/H)	4	4	4
SOUND PRESSURE LEVEL (dB(A))	70	65	65
SOLUTION/RECOVERY TANK (L)	31/30	31/30	31/30
BRUSH/PAD DIAMETER (MM)	430	430	430
BRUSHES/PADS QTY.	1	1	1
BRUSH PRESSURE (KG)	48	30	30
MIN. TURN-AROUND AISLE WIDTH (CM)	75	75	75
VOLT/FREQUENCY (V/Hz)	220/240- 50/60	24	24
LENGTH X WIDTH X HEIGHT (MM)	1115x570x1050	1115x570x1050	1115x570x1050
WEIGHT (KG)	65	133	75
BRUSH SPEED (RPM)	150	155	155
WEIGHT W/BATTERIES (KG)	-	133	-
FEATURES			
CABLE VERSION	•		
BATTERY VERSION		•	•
ON-BOARD CHARGER		•	•
STANDARD EQUIPMENT			
BATT. 12V-76AH GEL		80564310	
CHARGER BATTERY ON BOARD		9099388000	9099388000
BRUSH PROLENE PPL 430MM	L08812891	L08812891	
BLADES PU KIT 720MM/28"	9097354000	9097354000	9097354000
ITEM NO.	41600520	41600540	9087319020

SCRUBTEC 545/553/BOOST 5 - Medium Scrubber Dryers



- Battery versions & BOOST qualify for up to 28% government Cashback under the new ECA Water Technology Product List. For more information visit the news section on nilfisk-alto.co.uk
- Interchangeable brush decks
- 42 litres solution and recovery tanks
- Large access to recovery tank speeds up cleaning time
- Adjustable scrubbing pressure provides the best results under all conditions
- Available with 510 mm BOOST deck for even cleaning results with minimal water and chemical consumptions



Walk Behind 530 mm Battery Powered Scrubber Dryers

This exciting SCRUBTEC 5 range offers fast, effective and inexpensive cleaning. Highly productive, these units produce a fast return on investment and represent the best value for money in walk-behind scrubber/dryers.



TECHNICAL DATA	SCRUBTEC 545 BL COMBI	SCRUBTEC 553 B COMBI	SCRUBTEC 553 BL COMBI	SCRUBTEC 553 E	SCRUBTEC BOOST 5 COMBI
SCRUBBING WIDTH (MM)	450	530	530	530	510
SQUEEGEE WIDTH (MM)	760	760	760	760	760
PRODUCTIVITY RATE THEORETICAL/ ACTUAL (M ² /H)	2025/1215	2120/1275	2385/1435	2120/1060	2295/1380
WORKING SPEED (KM/H)	4.5	4	4.5	4	4.5
SOUND PRESSURE LEVEL (dB(A))	65.8	65.8	65.8	65.8	65.8
SOLUTION/RECOVERY TANK (L)	42/42	42/42	42/42	42/42	42/42
BRUSH/PAD DIAMETER (MM)	450	530	530	530	510 x 356
BRUSHES/PADS QTY.	1	1	1	1	1
BRUSH PRESSURE (KG)	23/33	25	25/35	32	18-34
MIN. TURN-AROUND AISLE WIDTH (CM)	60	65	65	65	65
VOLT/FREQUENCY (V/HZ)	24	24	24	230/50-60	24
LENGTH X WIDTH X HEIGHT (MM)	1190x512x1058	1228x541x1058	1228x541x1058	1228x541x1058	1228x541x1058
WEIGHT (KG)	186	81	186	131	140
MAX SPEED (KM/H)	4.5	-	4.5	-	4,5
BRUSH SPEED (RPM)	153	153	153	150	2250
FEATURES					
WITH TRACTION MOTOR	•		•		•
CABLE VERSION				•	
BATTERY VERSION	•	•	•		•
ADJUSTABLE BRUSH PRESSURE	•		•		•
ON-BOARD CHARGER	•	•	•		•
BOOST SCRUBBING HEAD					•
STANDARD EQUIPMENT					
BATT. 12V-76AH GEL					80564310
BATTERY 12V 105 AH	80564400	80564400	80564400		
CHARGER BATTERY CPL KIT	909 6739 000	909 6739 000	909 6739 000		909 6739 000
PADS X 5 14"X20" RED					997020
PROLENE MEDIUM 0.7MM 45CM	L08837020				
PROLENE MEDIUM 0,7MM		L08837025	L08837025	L08837025	
BLADE, STD KIT 30"	909 6860 000	909 6860 000	909 6860 000	909 6860 000	909 6860 000
ITEM NO.	9087175020	9087177020	9087181020	9087184020	9087257020



- 653 BL & 661 BL and their combi versions qualify for up to 28% government Cashback under the new ECA Water Technology Product List. For more information visit the news section on nilfisk-alto.co.uk
- Interchangeable brush decks with 2 disc sizes (53 and 61 cm) or 51 cm cylindrical
- 55 litres solution and recovery tanks
- Large access to recovery tank speeds up cleaning time
- Adjustable scrubbing pressure provides the best results under all conditions



Walk Behind 510/530/610 mm Battery & Mains Powered Scrubber Dryers

Named the SCRUBTEC 6 series, this range of machines offers a choice of scrubbing widths. Apart from the interchangeable brush deck, other features include an exceptionally low noise level, adjustable scrubbing pressure and dashboard that is designed to reduce typical operator errors.



TECHNICAL DATA	SCRUBTEC 653 B	SCRUBTEC 653 B COMBI	SCRUBTEC 653 BL	SCRUBTEC 653 BL COMBI	SCRUBTEC 651 BCL	SCRUBTEC 651 BCL COMBI	SCRUBTEC 661 BL	SCRUBTEC 661 BL COMBI	SCRUBTEC 653 EU
SCRUBBING WIDTH (MM)	530	530	530	530	510	510	610	610	530
SQUEEGEE WIDTH (MM)	760	760	760	760	760	760	810	810	760
PRODUCTIVITY RATE THEORETICAL/ ACTUAL (M ² /H)	2120/1275	2120/1275	2970/1785	2970/1785	2860/1720	2860/1720	3420/2055	3420/2055	2120/1060
WORKING SPEED (KM/H)	4	4	5.6	5.6	5.6	5.6	5.6	5.6	4
SOUND PRESSURE LEVEL (dB(A))	65.8	65.8	65.8	65.8	65.8	65.8	65.8	65.8	67.3
SOLUTION/RECOVERY TANK (L)	55/55	55/55	55/55	55/55	55/55	55/55	55/55	55/55	55/55
BRUSH/PAD DIAMETER (MM)	530	530	530	530	510	510	305	305	530
BRUSHES/PADS QTY.	1	1	1	1	2 Cyl	2 Cyl	2	2	1
BRUSH PRESSURE (KG)	25	25	25/45	25/45	28	28	20/40	20/40	32
MIN. TURN-AROUND AISLE WIDTH (CM)	70	70	70	70	70	70	70	70	70
VOLT/FREQUENCY (V/Hz)	24	24	24	24	24	24	24	24	230/50-60
LENGTH X WIDTH X HEIGHT (MM)	1323x541x1088	1323x541x1088	1323x541x1088	1323x541x1088	1253x575x1088	1253x575x1088	1311x646x1088	1311x646x1088	1323x541x1088
WEIGHT (KG)	87	179	95	186	105	196	95	186	138
MAX SPEED (KM/H)	-	-	5.6	5.6	5.6	5.6	5.6	5.6	-
BRUSH SPEED (RPM)	153	153	153	153	570	570	230	230	150
MAX CLIMBING RATE (%)	-	-	16	16	16	16	16	16	-
FEATURES									
DISC BRUSH VERSION	•	•	•	•			•	•	•
WITH TRACTION MOTOR			•	•	•	•	•	•	
CABLE VERSION									•
BATTERY VERSION	•	•	•	•	•	•	•	•	
CYLINDRICAL BRUSH VERSION					•	•			
ADJUSTABLE BRUSH PRESSURE			•	•			•	•	
ON-BOARD CHARGER		•		•		•		•	
STANDARD EQUIPMENT									
BATTERY 12V 105 AH		80564400		80564400		80564400		80564400	
CHARGER BATTERY CPL KIT		909 6739 000		909 6739 000		909 6739 000		909 6739 000	
BRUSH PPL BA 610 305MM								L08603842	
PROLENE MEDIUM 0,7MM		L08837025		L08837025					L08837025
BRUSH CYL. PPL 0.4						909 5823 000			
BLADE, STD KIT 30"	909 6860 000	909 6860 000	909 6860 000	909 6860 000	909 6860 000	909 6860 000			909 6860 000
BLADES RUBBER KIT 840MM							9097499000	9097499000	
ITEM NO.	9087186020	9087188020	9087189020	9087191020	9087192020	9087193020	9087195020	9087197020	9087198020

SCRUBTEC 8 - Large Scrubber Dryers



- Excellent ergonomic design
 - Easy to understand control panel with "One Touch" Scrub Control
 - Large 85 litre solution and recovery tanks provides longer run time between dump and fills
 - Patented electronic pulse solution delivery system delivers precise and consistent solution without use of mechanical valves
 - The SCRUBTEC 8 BOOST qualifies for up to 28% government Cashback under the new ECA Water Technology Product List.
- For more information visit the news section on nilfisk-alto.co.uk



Walk Behind 660, 710, 860 mm battery powered cylindrical/orbital scrubber dryers

The Nilfisk-ALTO SCRUBTEC 8 series of scrubber dryers are suitable for large area cleaning. They offer more versatility, greater productivity, better reliability, advanced ergonomics and are extremely silent.



TECHNICAL DATA	SCRUBTEC BOOST 8 EU	SCRUBTEC 866 EU	SCRUBTEC 871 EU	SCRUBTEC 886 EU	SCRUBTEC 871 C EU
SCRUBBING WIDTH (MM)	710	660	710	860	710
SQUEEGEE WIDTH (MM)	890	810	890	1070	890
PRODUCTIVITY RATE THEORETICAL/ ACTUAL (M ² /H)	3410/2050	3170/1905	3410/2050	4130/2480	3410/2050
WORKING SPEED (KM/H)	4.8	4.8	4.8	4.8	4.8
SOUND PRESSURE LEVEL (dB(A))	63	65	65	67	71
SOLUTION/RECOVERY TANK (L)	85/85	85/85	85/85	85/85	85/85
BRUSH/PAD DIAMETER (MM)	355 x 710	330	355	430	690
BRUSHES/PADS QTY.	1	2	2	2	2 Cyl
BRUSH PRESSURE (KG)	30-57	36-68	36-68	36-68	36
VOLT/FREQUENCY (V/HZ)	24	24	24	24	24
LENGTH X WIDTH X HEIGHT (MM)	1540x730x1120	1550x710x1120	1557x760x1120	1620x910x1120	1510x780x1120
WEIGHT (KG)	384	385	387	383	383
MAX SPEED (KM/H)	6	6	6	6	6
BRUSH SPEED (RPM)	2250	200	200	200	615
POWER SOURCE	24 Volt Battery	24 Volt Battery	24 Volt Battery	24 Volt Battery	24 Volt Battery
FEATURES					
DISC BRUSH VERSION		•	•	•	
ADJUSTABLE BRUSH PRESSURE	•	•	•	•	
ELECTRONIC FLOAT SWITCH	•	•	•	•	•
ON-BOARD CHARGER	•	•	•	•	•
CYLINDRICAL DECK: 2 BRUSHES					•
BOOST SCRUBBING HEAD	•				
DEBRIS TRAY	•	•	•	•	•
STANDARD EQUIPMENT					
CHARGER BATTERY CPL KIT	9097597000	9097597000	9097597000	9097597000	9097597000
PAD, RED 14X28 5-PK	997001				
SQUEEGEE BLADE KIT 41				11331A	
SQUEEGEE	11332A		11332A		11332A
SQUEEGEE BLADE KIT 32.5IN		11333A			
ITEM NO.	05370E	05390E	05400E	05410E	05420E



- The inboard parabolic squeegee perfectly covers the scrubbing track without leaving traces
- Ergonomic seat and steering wheel
- Patented automatic speed control that significantly increases operator safety
- Super compact design makes cleaning of restricted space areas fast and easy
- Low noise mode makes daytime cleaning and cleaning of noise-sensitive areas viable
- Robust and extremely versatile machine suitable for many different application areas
- Ergonomic inclined foot platform: easy driver access from both sides of the machine



Easy to use, battery driven ride-on scrubber dryers with on-board charger

The SCRUBTEC R 4 is one of the most versatile platforms in our range, suitable for a range of different kinds of surfaces and applications. This range is our smallest ride on scrubber dryer, the units are compact and superbly manoeuvrable and meet the demand for providing productive and efficient cleaning.



TECHNICAL DATA	SCRUBTEC R 466	SCRUBTEC R 471	SCRUBTEC R 471C	SCRUBTEC BOOST R 4
SCRUBBING WIDTH (MM)	660	710	710	710
SQUEEGEE WIDTH (MM)	890	890	890	890
PRODUCTIVITY RATE THEORETICAL/ ACTUAL (M ² /H)	3960/2772	4260/2982	4260/2982	4260/2982
WORKING SPEED (KM/H)	6	6	6	6
SOUND PRESSURE LEVEL (dB(A))	65 (60)	65 (60)	65 (60)	65 (60)
SOLUTION/RECOVERY TANK (L)	80/80	80/80	80/80	80/80
BRUSH/PAD DIAMETER (MM)	330	355	690	355 x 710
BRUSHES/PADS QTY.	2	2	2 Cyl	1
BRUSH PRESSURE (KG)	30 - 48	32 - 50	35	30 - 48
MIN. TURN-AROUND AISLE WIDTH (CM)	150	150	150	150
VOLT/FREQUENCY (V/HZ)	24	24	24	24
LENGTH X WIDTH X HEIGHT (MM)	1360x670x1230	1360x748x1230	1360x810x1230	1360x730x1360
WEIGHT (KG)	175	177	180	182
MAX SPEED (KM/H)	6	6	6	6
BRUSH SPEED (RPM)	230	230	720	2200
WEIGHT W/BATTERIES (KG)	299	301	304	306
FEATURES				
CYLINDRICAL BRUSH VERSION			•	
ON-BOARD CHARGER	•	•	•	•
AUTOMATIC SPEED REDUCTION	•	•	•	•
ONE TOUCH CONTROL PANEL	•	•	•	•
POLYURETHANE FRONT & REAR WHEELS	•	•	•	•
DEBRIS TRAY	•	•	•	•
SLIDING DECK SYSTEM (NO SIDE SKIRT)	•	•		•
STANDARD EQUIPMENT				
ON BOARD CHARGER	9098198000	9098198000	9098198000	9098198000
PAD, RED 14X28 5-PK				997001
BLADES PU 890MM/35KIT	9098729000	9098729000	9098729000	9098729000
TRAY DEBRIS KT	9098712000	9098712000	9098712000	9098712000
ITEM NO.	9087270020	9087271020	9087272020	9087273020

SCRUBTEC R 6 - Ride-On Scrubber Dryers



- 24 Volt battery ride on scrubber dryer equipped with large battery compartment
- Exceptional water pick up and containment in turns thanks to its powerful vacuum motor and adjustable side skirts
- Scrubbing width of 71 /86 /100 cm disc deck and 71 cm cylindrical deck
- A 120 litre tank capacity provides great productivity
- Robust and extremely versatile machine suitable for many different application areas
- User friendly, easy to operate and highly productive
- Easy to access the machine from both sides
- High traction and non marking polyurethane wheels



Productive scrubber dryer for cleaning large areas

The SCRUBTEC R 6 is a new generation of scrubber-dryer, delivering cost-effective, sustainable performance while meeting the highest of cleaning expectations.



TECHNICAL DATA	SCRUBTEC R 671	SCRUBTEC R 671C	SCRUBTEC R 686	SCRUBTEC R 6100
SCRUBBING WIDTH (MM)	710	710	860	991
SQUEEGEE WIDTH (MM)	826	826	1050	1176
PRODUCTIVITY RATE THEORETICAL/ ACTUAL (M²/H)	4480/3140	4480/3140	5420/3800	6250/4370
WORKING SPEED (KM/H)	6.3	6.3	6.3	6.3
SOUND PRESSURE LEVEL (dB(A))	63.7	63.7	63.7	63.7
SOLUTION/RECOVERY TANK (L)	120/120	120/120	120/120	120/120
BRUSH/PAD DIAMETER (MM)	355	710	430	330
BRUSHES/PADS QTY.	2	2 Cyl	2	3
BRUSH PRESSURE (KG)	39 /65 /96	27 /36 /45	39 /65 /96	59/ 68/ 96
MIN. TURN-AROUND AISLE WIDTH (CM)	160	160	171	183
VOLT/FREQUENCY (V/Hz)	24	24	24	24
LENGTH X WIDTH X HEIGHT (MM)	1540x820x1390	1540x1070x1390	1540x930x1390	1540x1070x1390
WEIGHT (KG)	246	262	248	272
BRUSH SPEED (RPM)	260	900	260	260
WEIGHT W/BATTERIES (KG)	602	616	602	626
FEATURES				
CYLINDRICAL BRUSH VERSION		•		
ONE TOUCH CONTROL PANEL	•	•	•	•
ADJUSTABLE SEAT	•	•	•	•
POLYURETHANE FRONT & REAR WHEELS	•	•	•	•
DEBRIS TRAY	•	•	•	•
STANDARD EQUIPMENT				
SIDE SKIRT KIT GUM				56114355
SKIRT KIT 28D34D GUM	56114364		56114364	
SIDE SKIRT KIT GUM 21/530		56114370		
BLADE KIT SQUEEGEE GUM 28	56382734	56382734		
BLADE KIT SQUEEGEE GUM 34			56382738	
BLADE KIT SQUEEGEE GUM 38				56382741
ITEM NO.	56114004	56114005	56114006	56114008

Accessories for Floor Cleaning Machines



Batteries and Chargers

BATT 6V 285AH WET CH9 SEMI T.R. MONOBLOCK
WATER FILLING SYSTEM

CHGR HF24V10A SB120R CH15

CHGR HF240V20ASB120R CH4

CHARGER HF 24V 13A SB120R

CHGR HF24V 30A SB175R CH9

CHGR HF24V30A OPTIMA CH14

CHGR HF24V 40ASB175R CH10

BATT 12V 68AH

BATT 24V 360AH WET TRAY W.AQUA

BATT.24V-400AH WET WELDED W/O TRAY

BATT 24V 320AH GEL SINGLE CELLS IN TRAY

BATTERY 6V 200AH WET

BATTERY 180AH 6V GEL

BATTERY 6V 240AH GEL MONOBLOC

BATT. 12V-76AH GEL MONOBLOC

BATTERY 12V 105 AH GEL

BATTERY 6V 180AH WET

BATTERY SINGLE CELL 110AH

BATT.12V-72AH WET TUBULAR MONOBLOC

BATTERY SINGLE CELL WET 85 AH

BATT SINGLE CELL 6V SEMI TR WET

BATTERY DISCOVER

OPTIMA SPIRALCELL 12V 55AL

CHARGER BATTERY ON BOARD 24V 8A

CHARGER BATTERY CPL KIT

BATTERY 12V 110AH WET SEMI T.R. MONOBLOC

BATT 24V 220AH GEL SINGLE CELLS IN TRAY

BATT 24V 240AH WET

CHARGER HF 24V 25A SB120R

CHGR HF24V 30A OPTIMA

SCRUBTEC 233
SCRUBTEC 234 C
SCRUBTEC 337.2
SCRUBTEC 343.2 E
SCRUBTEC 343.2 B COMBI
SCRUBTEC 343.2 B
SCRUBTEC 545 BL COMBI
SCRUBTEC 553 E
SCRUBTEC BOOST 5 COMBI
SCRUBTEC 553 B COMBI
SCRUBTEC 553 BL COMBI
SCRUBTEC 653 B
SCRUBTEC 653 B COMBI
SCRUBTEC 653 BL
SCRUBTEC 653 BL COMBI
SCRUBTEC 653 E
SCRUBTEC 651 BCL
SCRUBTEC 651 BCL COMBI
SCRUBTEC 661 BL
SCRUBTEC 661 BL COMBI
SCRUBTEC BOOST 8
SCRUBTEC 866
SCRUBTEC 871
SCRUBTEC 886
SCRUBTEC 871 C

Item no.

7116015

7116054

80512410

80522420

80532413

80542431

80542432

80542440

80561268

80561311

80561312

80561411

80563200

80564000

80564100

80564310

80564400

80564500

80564600

80564700

80564800

80565000

1464853000

9098977000

9099388000

909 6739 000

L00200049

L00210012

L00290018

80542425

80542433



ON-BOARD CHARGER

CHARGER BATTERY 12V 12A

KIT EU ONBOARD CHARGER

CHARGER BATTERY CPL KIT 24V 25A

ON BOARD CHARGER

Charger

CHARGER HF 12V 30A



Padholders

PAD DRIVER ASM 12.75

PAD DRIVER ASM 13.75

PAD DRIVER ASM 16.75

PAD HOLDER 17 432 MM

PAD HOLDER 12 305MM

PAD HOLDER 21 530MM

PAD HOLDER 14 355MM

DRIVER PAD 17 GIMBAL

DRIVER PAD 13" GIMBAL

DRIVER PAD 14IN GIMBAL

PADHOLDER CPL 305MM

PADHOLDER 53CM

PAD HOLDER D165



56114241

56114242

56114243

9099669000

9099670000

9099671000

9099672000

38034A

38035A







38036A

L08603939

L08837018

9097243000







Accessories for Floor Cleaning Machines

	SCRUBTEC 233	SCRUBTEC 234 C	SCRUBTEC 337.2	SCRUBTEC 343.2 E	SCRUBTEC 343.2 B COMBI	SCRUBTEC 343.2 B	SCRUBTEC 545 BL COMBI	SCRUBTEC 553 E	SCRUBTEC BOOST 5 COMBI	SCRUBTEC 553 B COMBI	SCRUBTEC 553 BL COMBI	SCRUBTEC 653 B	SCRUBTEC 653 B COMBI	SCRUBTEC 653 BL	SCRUBTEC 653 BL COMBI	SCRUBTEC 653 E	SCRUBTEC 651 BCL	SCRUBTEC 651 BCL COMBI	SCRUBTEC 661 BL	SCRUBTEC 661 BL COMBI	SCRUBTEC BOOST 8	SCRUBTEC 866	SCRUBTEC 871	SCRUBTEC 886	SCRUBTEC 871 C	Item no.
Padholders																										
	PAD HOLDER 18 460MM																									9099668000
	PADHOLDER 45CM																									L08837017
Pads - 5 PCS																										
	PAD 21 530MM ECO BLACK																									10001961
	PAD 21 530MM ECO BLUE																									10001962
	PAD 21 530MM ECO BROWN																									10001963
	PAD 21 530MM ECO RED																									10001965
	PAD 21 530MM ECO WHITE																									10001966
	PAD WHITE 21in 530MM																									82322200
	PAD 21 530MM ECO GREEN																									10001964
Pad 12" / 305mm																										
	PAD 12 305MM ECO BLACK 5 PC																									10001904
	PAD 12 305MM ECO BLUE 5 PC																									10001905
	PAD 12 305MM ECO BROWN 5 PC																									10001906
	PAD 12 305MM ECO RED 5 PC																									10001908
	PAD 12 305MM ECO WHITE 5 PC																									10001909
	PAD 12 305MM ECO BRILLIANCE RED 2 PC																									10002316
	PAD 12 305MM ECO BRILLIANCE BLUE 2 PC																									10002317
	PAD 12 305MM ECO BRILLIANCE YELLOW 2 PC																									10002318
	PAD 12 305MM ECO BRILLIANCE GREEN 2 PC																									10002319
	PAD 12 305MM ECO GREEN 5 PC																									10001907
Pad 13" / 330mm																										
	PAD 13 330MM ECO BLACK 5 PC																									10001910
	PAD 13 330MM ECO BLUE 5 PC																									10001911
	PAD 13 330MM ECO BROWN 5 PC																									10001912
	PAD 13 330MM ECO GREEN 5 PC																									10001913
	PAD 13 330MM ECO RED 5 PC																									10001914
	PAD 13 330MM ECO WHITE 5 PC																									10001915
	PAD 13 330MM ECO BRILLIANCE RED 2 PC																									10002320
	PAD 13 330MM ECO BRILLIANCE BLUE 2 PC																									10002321
	PAD 13 330MM ECO BRILLIANCE YELLOW 2 PC																									10002322
	PAD 13 330MM ECO BRILLIANCE GREEN 2 PC																									10002323
Pad 14" / 355mm																										
	PAD 14 355MM ECO BLACK 5 PC																									10001916
	PAD 14 355MM ECO BLUE 5 PC																									10001917
	PAD 14 355MM ECO BROWN 5 PC																									10001918
	PAD 14 355MM ECO GREEN 5 PC																									10001919
	PAD 14 355MM ECO RED 5 PC																									10001920
	PAD 14 355MM ECO WHITE 5 PC																									10001921
	PAD 14 350MM ECO BRILLIANCE RED 2 PC																									10002324
	PAD 14 350MM ECO BRILLIANCE BLUE 2 PC																									10002325
	PAD 14 350MM ECO BRILLIANCE YELLOW 2 PC																									10002326
	PAD 14 350MM ECO BRILLIANCE GREEN 2 PC																									10002327
Pad 17" / 432mm																										
	PAD 17 432MM ECO CARPET 5 PC																									10001935
	PAD 17 432MM ECO WHITE 5 PC																									10001936
	PAD 17 432MM ECO TAN 5 PC																									10001937
	PAD 17 432MM ECO BLACK 5 PC																									10001938
	PAD 17 432MM ECO BLUE 5 PC																									10001939
	PAD 17 432MM ECO GREEN 5 PC																									10001940
	PAD 17 432MM ECO RED PAD 5 PC																									10001941
	PAD 17 430MM ECO BRILLIANCE RED 2 PC																									10002336

Nilfisk
ALTO
works for you

- Standard equipment
- Supplementary accessories
- Mountable equipment




Accessories for Floor Cleaning Machines

		SCRUBTEC 233	SCRUBTEC 234 C	SCRUBTEC 337.2	SCRUBTEC 343.2 E	SCRUBTEC 343.2 B COMBI	SCRUBTEC 343.2 B	SCRUBTEC 545 BL COMBI	SCRUBTEC 553 E	SCRUBTEC BOOST 5 COMBI	SCRUBTEC 553 B COMBI	SCRUBTEC 553 BL COMBI	SCRUBTEC 653 B	SCRUBTEC 653 B COMBI	SCRUBTEC 653 BL	SCRUBTEC 653 BL COMBI	SCRUBTEC 653 E	SCRUBTEC 651 BCL	SCRUBTEC 651 BCL COMBI	SCRUBTEC 661 BL	SCRUBTEC 661 BL COMBI	SCRUBTEC BOOST 8	SCRUBTEC 866	SCRUBTEC 871	SCRUBTEC 886	SCRUBTEC 871 C	Item no.
	Brush disc.																										
	BRUSH ASM MEDIUM GRIT 16.																										56114231
	BRUSH ASM HEAVY GRIT 16.5																										56114232
	BRUSH PPL BA 610 305MM																			□	●						L08603842
	BRUSH MIDLITE 180 GRIT 305MM																			□	□						L08603872
	BRUSH MIDGRIT 240 BA 610 305MM																			□	□						L08603873
	BRUSH PROLITE BA 610 305MM																			□	□						L08603874
	BRUSH UNION MIX BA 610 305MM																			□	□						L08603875
	AGLITE GRIT 500 BRUSH SOFT 530MM												□	□	□	□	□										L08837067
	BRUSH PROLITE BLUE STD 165MM	●																									9097242000
	BRUSH PROLENE RED/BLUE 165MM	□																									9097543000
	PROLENE MEDIUM 0.7MM 45CM							●																			L08837020
	PROLITE SOFT 0.5MM 45CM							□																			L08837021
	UNION MIX BRUSH 45CM							□																			L08837022
	Brush disc. 330mm																										
	BRUSH 13 Ç-355 5K																										303000381
	POLYPROP BRUSH ASSM L MDL																						□				11438A
	CLN GRIT BRUSH 13" L MDL																						○				11439A
	GRIT BRUSH ASSM 13" L MDL																						○				11440A
	Brush disc 355																										
	BRUSH 14 7370 5K																										303000382
	BRUSH, 28" NYLON																							○			10874A
	BRUSH ASM..POLYPROPYLENE 1																							○			11427B
	BRUSH ASM.. GRIT MEDIUM (○			11431B
	Brush disc. 370mm																										
	BRUSH D. 370MM 14 PROLENE			●																							9099999000
	BRUSH D. 370MM 14 UNION			○																							9100000000
	BRUSH D. 370MM 14 PROLITE			○																							9100000001
	BRUSH D. 370MM 14 MID GRIT			○																							9100000002
	BRUSH D. 370MM 14 MIDLITE			○																							9100000003
	Brush disc. 430mm																										
	LITE GRIT BRUSH 17in																								○		10384A
	BRUSH, 17" NYLON																								○		10875A
	BRUSH ASM..POLYPROPYLENE																								○		11424B
	BRUSH ASM.. GRIT HEAVY (1																								○		11425B
	BRUSH ASM.. GRIT MEDIUM (○		11430B
	BRUSH MIDLITE GRIT 430MM					□	□	□																			909 5691 000
	BRUSH D.430 PROLITE					□	□	□																			909 5693 000
	BRUSH D.430 UNION MIX					□	□	□																			909 5694 000
	BRUSH PROLENE PPL 430MM					●	●	□																			L08812891
	Brush disc. 530mm																										
	PROLENE MEDIUM 0.7MM 53CM								●		●	●	□	●	□	●	●										L08837025
	PROLITE SOFT 0.5MM 53CM								□		□	□	□	□	□	□	□										L08837026
	UNION MIX BRUSH 53CM								□		□	□	□	□	□	□	□										L08837027
	MIDLITE MEDIUM 180 GRIT 53CM								□		□	□	□	□	□	□	□										L08837028
	MIDGRIT MEDIUM 240 GRIT 53CM								□		□	□	□	□	□	□	□										L08837029
	MAGNA GRIT 46 BRUSH 53CM												□	□	□	□	□										L08837065
	DYNA GRIT 80 BRUSH 53CM												□	□	□	□	□										L08837066

Nilfisk
ALTO
works for you

- Standard equipment
- Supplementary accessories
- Mountable equipment







Accessories for Floor Cleaning Machines

	Others																									Item no.
	CHEMICAL INJECTOR KIT																									56114088
	KIT DUAL VAC MOTOR																									56114245
	KIT VACUUM SOUND REDUCTION																									56114246
	KIT WARNING BEACON																									56114253
	KIT,SEAT BELT																									56422162
	VACUUM WAND WITH CADDY KIT																									56601087
	COUNTER HOUR 24V KIT																									9096951000
	WHEEL FRONT D.250 DRIVE																									9097026000
	WHEEL FRONT D.200 65SH																									9097032000
	EDS KIT																									9097160000
	EDS KIT																									9097163000
	BRUSH DECK 545BL KIT WITH																									9097176000
	BRUSH DECK 553/653BL KIT																									9097177000
	BRUSH DECK 651BL KIT WITH																									9097179000
	PRESSURE EXTRA BRUSH KIT																									9097185000
	PRESSURE EXTRA BRUSH KIT																									9097186000
	MOP HOLDER / TRASH KIT																									9097815000
	BEACON FLASHING KIT																									9098164000
	MOTOR VACUUM 3 STAGE 670W																									9098455000
	BASKET KIT																									9098480000
	TRAY DEBRIS KT																									9098712000
	NOISE REDUCTION KIT																									9098772000
	FLASHING BEACON KIT																									9098937000
	CASTOR WHEEL SS																									9098947000
	SYSTEM CHEMICAL MIXING																									9099069000
	WEIGHT CEMENT																									9099296000
	CHEMICAL MIXING																									11363A
	HOUR METRE KIT																									11371A
	ARM REST LH & RH																									7-03-04249
	FILTER ANTIFOAMING																									909 5065 000
	WHEEL REAR																									909 5511 000
	HOUR METER KIT 230V																									909 6735 000
	BRUSH CYLINDRICAL DECK KIT																									909 6854 000
	 6,5"-165mm	Pad 6,5" / 165mm																								
PADS WHITE 165MM 5 PK																									72500221	
PADS RED 165MM 5 PK																									72500222	
PADS BROWN 165MM 5 PK																									72500223	
 460mm	Pad 18" / 460mm																									
	PAD 18 460MM ECO BLACK																									10001943
	PAD 18 460MM ECO BLUE																									10001944
	PAD 18 460MM ECO BROWN																									10001945
	PAD 18 460MM ECO GREEN																									10001946
	PAD 18 460MM ECO RED																									10001947
	PAD 18 460MM ECO RED																									10001948
	PAD 18 460MM ECO BRILLIANCE RED 2PC																									10002340
	PAD 18 460MM ECO BRILLIANCE BLUE 2PC																									10002341
	PAD 18 460MM ECO BRILLIANCE YELLOW 2PC																									10002342
	PAD 18 460MM ECO GREEN																									10002343
	Accessory kit																									
CARPET KIT																									9097575000	



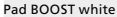
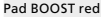
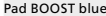
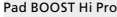



Accessories for Floor Cleaning Machines

	SCRUBTEC R 466	SCRUBTEC R 471	SCRUBTEC R 471 C	SCRUBTEC BOOST R 4	SCRUBTEC R 671	SCRUBTEC R 671 C	SCRUBTEC R 686	SCRUBTEC R 6100	Item no.
	Batteries and Chargers								
	BATT 6V 285AH WET CH9 SEMI T.R. MONOBLOCK				□	□	□	□	7116015
	WATER FILLING SYSTEM	□	□		□				7116054
	CHGR HF24V10A SB120R CH15								80512410
	CHGR HF240V20ASB120R CH4	○	○	○	○				80522420
	CHARGER HF 24V 13A SB120R								80532413
	CHGR HF24V 30A SB175R CH9				○	○	○	○	80542431
	CHGR HF24V30A OPTIMA CH14								80542432
	CHGR HF24V 40ASB175R CH10				○	○	○	○	80542440
	BATT 12V 68AH								80561268
	BATT 24V 360AH WET TRAY W.AQUA				□	□	□	□	80561311
	BATT.24V-400AH WET WELDED W/O TRAY				□	□	□	□	80561312
	BATT 24V 320AH GEL SINGLE CELLS IN TRAY				□	□	□	□	80561411
	BATTERY 6V 200AH WET	□	□	□	□				80563200
	BATTERY 180AH 6V GEL	□	□	□	□				80564000
	BATTERY 6V 240AH GEL MONOBLOC				□	□	□	□	80564100
	BATT. 12V-76AH GEL MONOBLOC								80564310
	BATTERY 12V 105 AH GEL								80564400
	BATTERY 6V 180AH WET								80564500
	BATTERY SINGLE CELL 110AH								80564600
	BATT.12V-72AH WET TUBULAR MONOBLOC								80564700
	BATTERY SINGLE CELL WET 85 AH								80564800
	BATT SINGLE CELL 6V SEMI TR WET								80565000
	BATTERY DISCOVER								1464853000
	OPTIMA SPIRALCELL 12V 55AL								9098977000
	CHARGER BATTERY ON BOARD 24V 8A								9099388000
	CHARGER BATTERY CPL KIT								909 6739 000
	BATTERY 12V 110AH WET SEMI T.R. MONOBLOC								L00200049
	BATT 24V 220AH GEL SINGLE CELLS IN TRAY								L00210012
	BATT 24V 240AH WET								L00290018
	CHARGER HF 24V 25A SB120R								80542425
	CHGR HF24V 30A OPTIMA								80542433
	ON-BOARD CHARGER								
	CHARGER BATTERY 12V 12A								9099793000
	KIT EU ONBOARD CHARGER				□	□	□	□	56114260
	CHARGER BATTERY CPL KIT 24V 25A								9097597000
	ON BOARD CHARGER	●	●	●	●				9098198000
	Charger								
	CHARGER HF 12V 30A								80541230
	Padholders								
	PAD DRIVER ASM 12.75							○	56114241
	PAD DRIVER ASM 13.75					○			56114242
	PAD DRIVER ASM 16.75						○		56114243
	PAD HOLDER 17 432 MM								9099669000
	PAD HOLDER 12 305MM								9099670000
	PAD HOLDER 21 530MM								9099671000
	PAD HOLDER 14 355MM								9099672000
	DRIVER PAD 17 GIMBAL								38034A
	DRIVER PAD 13" GIMBAL	○							38035A
	DRIVER PAD 14IN GIMBAL		○						38036A
	PADHOLDER 53CM								L08603939
	PAD HOLDER D165								L08837018
	PAD HOLDER D165								9097243000







Accessories for Floor Cleaning Machines

		SCRUBTEC R 466	SCRUBTEC R 471	SCRUBTEC R 471 C	SCRUBTEC BOOST R 4	SCRUBTEC R 671	SCRUBTEC R 671 C	SCRUBTEC R 686	SCRUBTEC R 6100	Item no.
	Padholders									
	PAD HOLDER 18 460MM									9099668000
	PADHOLDER 45CM									L08837017
	Pads - 5 PCS									
	PAD 21 530MM ECO BLACK									10001961
	PAD 21 530MM ECO BLUE									10001962
	PAD 21 530MM ECO BROWN									10001963
	PAD 21 530MM ECO RED									10001965
	PAD 21 530MM ECO WHITE									10001966
	PAD WHITE 21in 530MM									82322200
	PAD 21 530MM ECO GREEN									10001964
 305 mm	Pad 12" / 305mm									
	PAD 12 305MM ECO BLACK 5 PC									10001904
	PAD 12 305MM ECO BLUE 5 PC									10001905
	PAD 12 305MM ECO BROWN 5 PC									10001906
	PAD 12 305MM ECO RED 5 PC									10001908
	PAD 12 305MM ECO WHITE 5 PC									10001909
	PAD 12 305MM ECO BRILLIANCE RED 2 PC									10002316
	PAD 12 305MM ECO BRILLIANCE BLUE 2 PC									10002317
	PAD 12 305MM ECO BRILLIANCE YELLOW 2 PC									10002318
	PAD 12 305MM ECO BRILLIANCE GREEN 2 PC									10002319
	PAD 12 305MM ECO GREEN 5 PC									10001907
 330 mm	Pad 13" / 330mm									
	PAD 13 330MM ECO BLACK 5 PC	○						○		10001910
	PAD 13 330MM ECO BLUE 5 PC	○						○		10001911
	PAD 13 330MM ECO BROWN 5 PC	○						○		10001912
	PAD 13 330MM ECO GREEN 5 PC	○						○		10001913
	PAD 13 330MM ECO RED 5 PC	○						○		10001914
	PAD 13 330MM ECO WHITE 5 PC	○						○		10001915
	PAD 13 330MM ECO BRILLIANCE RED 2 PC	○								10002320
	PAD 13 330MM ECO BRILLIANCE BLUE 2 PC	○								10002321
	PAD 13 330MM ECO BRILLIANCE YELLOW 2 PC	□								10002322
	PAD 13 330MM ECO BRILLIANCE GREEN 2 PC	○								10002323
 355 mm	Pad 14" / 355mm									
	PAD 14 355MM ECO BLACK 5 PC		○			○				10001916
	PAD 14 355MM ECO BLUE 5 PC		○			○				10001917
	PAD 14 355MM ECO BROWN 5 PC		○			○				10001918
	PAD 14 355MM ECO GREEN 5 PC		○			○				10001919
	PAD 14 355MM ECO RED 5 PC		○			○				10001920
	PAD 14 355MM ECO WHITE 5 PC		○			○				10001921
	PAD 14 350MM ECO BRILLIANCE RED 2 PC		○							10002324
	PAD 14 350MM ECO BRILLIANCE BLUE 2 PC		○							10002325
	PAD 14 350MM ECO BRILLIANCE YELLOW 2 PC		○							10002326
	PAD 14 350MM ECO BRILLIANCE GREEN 2 PC		○							10002327
 432 mm	Pad 17" / 432mm									
	PAD 17 432MM ECO CARPET 5 PC									10001935
	PAD 17 432MM ECO WHITE 5 PC							○		10001936
	PAD 17 432MM ECO TAN 5 PC							○		10001937
	PAD 17 432MM ECO BLACK 5 PC							○		10001938
	PAD 17 432MM ECO BLUE 5 PC							○		10001939
	PAD 17 432MM ECO GREEN 5 PC							○		10001940
	PAD 17 432MM ECO RED PAD 5 PC							○		10001941
	PAD 17 430MM ECO BRILLIANCE RED 2 PC									10002336



Accessories for Floor Cleaning Machines

		SCRUBTEC R 466	SCRUBTEC R 471	SCRUBTEC R 471 C	SCRUBTEC BOOST R 4	SCRUBTEC R 671	SCRUBTEC R 671 C	SCRUBTEC R 686	SCRUBTEC R 6100	Item no.
	Pad 17" / 432mm									
	PAD 17 430MM ECO BRILLIANCE BLUE 2 PC									10002337
	PAD 17 430MM ECO BRILLIANCE YELLOW 2 PC									10002338
	PAD 17 430MM ECO BRILLIANCE GREEN 2 PC									10002339
	Pad 21									
	PAD 21 533MM ECO BRILLIANCE RED 2 PC									10002352
	PAD 21 533MM ECO BRILLIANCE BLUE 2 PC									10002354
	PAD 21 533MM ECO BRILLIANCE YELLOW 2 PC									10002355
	PAD 21 533MM ECO BRILLIANCE GREEN 2 PC									10002353
	Pad BOOST white									
	PAD, WHITE 14X28 5-PK				○					997002
	PADS X 5 14"X20" WHITE									997023
	Pad BOOST red									
	PAD, RED 14X28 5-PK				●					997001
	PADS X 5 14"X20" RED									997020
	Pad BOOST blue									
	PAD BLUE 14 X 28				○					997006
	PADS X 5 14"X20" BLUE									997021
	Pad BOOST Black									
	PAD, BLACK 14X28 5-PK				○					997000
	PADS X 5 14"X20" BLACK									997022
	Pad BOOST Hi Pro									
	PAD 14X28 3M HI PRO BOX 1				○					997016
	PAD MAROON 14 X 28 CS/ 10EA				○					997018
	PADS X 10 14"X20" MAROON PREP PAD									997024
	Brush BOOST Nylon									
	BRUSH NYLON BOOST 28									30751A
	BRUSH POLY BOOST 28									30752A
	Brush BOOST Polypropylene									
	BRUSH POLY BOOST									30789A
	Special pads									
	VELCRO 2 SIDED 14"X20"									30793A
	Brush disc.									
	BRUSH ASM POLY 12.5							○		56114218
	BRUSH ASM SOFT NYLON 12.5							○		56114219
	BRUSH ASM LITE GRIT 12.5							○		56114220
	BRUSH ASM MEDIUM GRIT 12.5							○		56114221
	BRUSH ASM HEVY GRIT 12.5							○		56114222
	BRUSH ASM POLY 13.5					○				56114223
	BRUSH ASM SOFT NYLON 13.5					○				56114224
	BRUSH ASM LITE GRIT 13.5					○				56114225
	BRUSH ASM MEDIUM GRIT					○				56114226
	BRUSH ASM HEAVY GRIT 13.5					○				56114227
	BRUSH ASM POLY 16.5							○		56114228
	BRUSH ASM DOFT NYLON 16.5							○		56114229
	BRUSH ASM LITE GRIT 16.5							○		56114230

Accessories for Floor Cleaning Machines

		SCRUBTEC R 466	SCRUBTEC R 471	SCRUBTEC R 471 C	SCRUBTEC BOOST R 4	SCRUBTEC R 671	SCRUBTEC R 671 C	SCRUBTEC R 686	SCRUBTEC R 6100	Item no.
	Brush disc.									
	BRUSH ASM MEDIUM GRIT 16.							○		56114231
	BRUSH ASM HEAVY GRIT 16.5							○		56114232
	BRUSH PPL BA 610 305MM									L08603842
	BRUSH MIDLITE 180 GRIT 305MM									L08603872
	BRUSH MIDGRIT 240 BA 610 305MM									L08603873
	BRUSH PROLITE BA 610 305MM									L08603874
	BRUSH UNION MIX BA 610 305MM									L08603875
	AGLITE GRIT 500 BRUSH SOFT 530MM									L08837067
	BRUSH PROLITE BLUE STD 165MM									9097242000
	BRUSH PROLENE RED/BLUE 165MM									9097543000
	PROLENE MEDIUM 0.7MM 45CM									L08837020
	PROLITE SOFT 0.5MM 45CM									L08837021
	UNION MIX BRUSH 45CM									L08837022
	Brush disc. 330mm									
	BRUSH 13 C -355 5K	○								303000381
	POLYPROP BRUSH ASSM L MDL	○								11438A
	CLN GRIT BRUSH 13" L MDL	○								11439A
	GRIT BRUSH ASSM 13" L MDL	○								11440A
	Brush disc 355									
	BRUSH 14 370 5K		○							303000382
	BRUSH, 28" NYLON		○							10874A
	BRUSH ASM..POLYPROPYLENE 1		○							11427B
	BRUSH ASM.. GRIT MEDIUM		○							11431B
	Brush disc. 370mm									
	BRUSH D. 370MM 14 PROLENE									9099999000
	BRUSH D. 370MM 14 UNION									9100000000
	BRUSH D. 370MM 14 PROLITE									9100000001
	BRUSH D. 370MM 14 MID GRIT									9100000002
	BRUSH D. 370MM 14 MIDLITE									9100000003
	Brush disc. 430mm									
	LITE GRIT BRUSH 17"									10384A
	BRUSH, 17" NYLON									10875A
	BRUSH ASM..POLYPROPYLENE									11424B
	BRUSH ASM.. GRIT HEAVY (1									11425B
	BRUSH ASM.. GRIT MEDIUM									11430B
	BRUSH MIDLITE GRIT 430MM									909 5691 000
	BRUSH D. 430 PROLITE									909 5693 000
	BRUSH D. 430 UNION MIX									909 5694 000
	BRUSH PROLENE PPL 430MM									L08812891
	Brush disc. 530mm									
	PROLENE MEDIUM 0,7MM 53CM									L08837025
	PROLITE SOFT 0.5MM 53CM									L08837026
	UNION MIX BRUSH 53CM									L08837027
	MIDLITE MEDIUM 180 GRIT 53CM									L08837028
	MIDGRIT MEDIUM 240 GRIT 53CM									L08837029
	MAGNA GRIT 46 BRUSH 53CM									L08837065
	DYNA GRIT 80 BRUSH 53CM									L08837066

Accessories for Floor Cleaning Machines

	SCRUBTEC R 466	SCRUBTEC R 471	SCRUBTEC R 471 C	SCRUBTEC BOOST R 4	SCRUBTEC R 671	SCRUBTEC R 671 C	SCRUBTEC R 686	SCRUBTEC R 6100	Item no.
Brush, cylindrical									
 CYLINDRICAL BRUSH 680MM PPC			○			○			56412046
CYLINDRICAL BRUSH 680MM HARD NYLON			○			○			56412192
CYLINDRICAL BRUSH 680MM 180 GRIT			○			○			56412193
CYLINDRICAL BRUSH 680MM 46 GRIT			○			○			56412195
BRUSH CYL. PPL 0.4 20" RED									909 5823 000
BRUSH CYL. NYLON 0.45 20" BLUE									909 5824 000
BRUSH CYL. ABRASIVE 0.60 20" GREY/BLACK									909 5825 000
BRUSH PA BLUE									L08425200
BRUSH SILICON CARBIDE									L08425300
SICA BRUSH, GRIT 320									L08425400
Squeegees, blades, skirts and splash guards									
 SIDE SKIRT KIT GUM 27.5/700								●	56114355
SIDE SKIRT KIT PU 27.5/700								○	56114356
SIDE SKIRT KIT RED 27.5/700								○	56114358
SKIRT KIT 28D34D GUM					●		●		56114364
SIDE SKIRT KIT PU 24/610					○		○		56114366
SKIRT KIT 28D43D RED					○		○		56114368
SIDE SKIRT KIT GUM 21/530						●			56114370
SIDE SKIRT KIT PU 21/530						○			56114372
SIDE SKIRT KIT RED 21/530						○			56114374
BLADE KIT SQUEEGEE GUM 28					●	●			56382734
BLADE KIT SQUEEGEE RED GUM 28					○	○			56382735
BLADE KIT SQUEEGEE PU 28					○	○			56382737
BLADE KIT SQUEEGEE GUM 34							●		56382738
BLADE KIT SQUEEGEE RED GUM 34							○		56382739
BLADE KIT SQUEEGEE							○		56382740
BLADE KIT SQUEEGEE GUM 38								●	56382741
BLADE KIT SQUEEGEE RED GUM 28								○	56382742
BLADE KIT SQUEEGEE PU 38								○	56382743
BLADES PU KIT 440MM/17"									9097353000
BLADES PU KIT 720MM/28"									9097354000
BLADES RUBBER KIT 890MM/35	○	○	○	○					9097804000
BLADES PU 890MM/35KIT	●	●	●	●					9098729000
BLADES SQUEEGEE RED	○	○	○	○					9099211000
SQUEEGEE BLADE KIT 41 PU									11331A
SQUEEGEE									11332A
SQUEEGEE BLADE KIT 32.5IN PU									11333A
SQUEEGEE BLADE KIT 41 GUM									11334A
GUM SQUEEGEE KIT									11335A
SQUEEGEE BLADE KIT 35IN GUM									11336A
SQUEEGEE BLADE KIT 41 LIN ATEX									11337A
SQUEEGEE BLADE KIT 35 LIN ATEX									11338A
SQUEEGEE BLADE KIT 32.5 ATEX									11339A
SPLASH GUARD KIT 531-551									909 6736 000
SPLASH GUARD KIT 451									909 6737 000
BLADE, POLYURET. KIT 30"									909 6858 000
BLADE, POLYURET. KIT 32"									909 6859 000
BLADE, STD KIT 30"									909 6860 000
BLADES PU KIT 370MM/14									9100000077
BLADES RUBBER KIT 840MM/33									9097499000
BLADES PU KIT 385MM/15"									9097542000

Accessories for Floor Cleaning Machines

	SCRUBTEC R 466	SCRUBTEC R 471	SCRUBTEC R 471 C	SCRUBTEC BOOST R 4	SCRUBTEC R 671	SCRUBTEC R 671 C	SCRUBTEC R 686	SCRUBTEC R 6100	Item no.
Others									
CHEMICAL INJECTOR KIT					○	○	○	○	56114088
KIT DUAL VAC MOTOR					○	○	○	○	56114245
KIT VACUUM SOUND REDUCTION					○	○	○	○	56114246
KIT WARNING BEACON					○	○	○	○	56114253
KIT, SEAT BELT					□	□	□	□	56422162
VACUUM WAND WITH CADDY KIT					□	□	□	□	56601087
COUNTER HOUR 24V KIT									9096951000
WHEEL FRONT D.250 DRIVE									9097026000
WHEEL FRONT D.200 65SH									9097032000
EDS KIT									9097160000
EDS KIT									9097163000
BRUSH DECK 545BL KIT WITH									9097176000
BRUSH DECK 553/653BL KIT									9097177000
BRUSH DECK 651BL KIT WITH									9097179000
PRESSURE EXTRA BRUSH KIT									9097185000
PRESSURE EXTRA BRUSH KIT									9097186000
MOP HOLDER / TRASH KIT	○	○	○	○					9097815000
BEACON FLASHING KIT	□	□	□	□					9098164000
MOTOR VACUUM 3 STAGE 670W	□	□	□	□					9098455000
BASKET KIT	□	□	□	□					9098480000
TRAY DEBRIS KT	●	●	●	●					9098712000
NOISE REDUCTION KIT	□	□	□	□					9098772000
FLASHING BEACON KIT	□	□	□	□					9098937000
CASTOR WHEEL SS									9098947000
SYSTEM CHEMICAL MIXING	□	□	□	□					9099069000
WEIGHT CEMENT									9099296000
CHEMICAL MIXING									11363A
HOUR METRE KIT									11371A
ARM REST LH & RH					○	○	○	○	7-03-04249
FILTER ANTIFOAMING	○	○	○	○					909 5065 000
WHEEL REAR									909 5511 000
HOUR METER KIT 230V									909 6735 000
BRUSH CYLINDRICAL DECK KIT									909 6854 000
Pad 6,5" / 165mm									
PADS WHITE 165MM 5 PK									72500221
PADS RED 165MM 5 PK									72500222
PADS BROWN 165MM 5 PK									72500223
Pad 18" / 460mm									
PAD 18 460MM ECO BLACK									10001943
PAD 18 460MM ECO BLUE									10001944
PAD 18 460MM ECO BROWN									10001945
PAD 18 460MM ECO GREEN									10001946
PAD 18 460MM ECO RED									10001947
PAD 18 460MM ECO RED									10001948
PAD 18 460MM ECO BRILLIANCE RED 2PC									10002340
PAD 18 460MM ECO BRILLIANCE BLUE 2PC									10002341
PAD 18 460MM ECO BRILLIANCE YELLOW 2PC									10002342
PAD 18 460MM ECO GREEN									10002343
Accessory kit									
CARPET KIT									9097575000



FLOORTEC 480 M - Manual Sweepers



- Folding handle for easy storage and transport
- Light and strong hopper with carrying handle makes it easy to empty
- Large hopper minimises the time spent on emptying the hopper
- Adjustable side and main broom to compensate for brush wear
- Sturdy construction ensures long life



Manually-operated sweeper - ideal for private use

Manually-operated sweeper for small areas. Adjustable main and side broom, foldable handle. Robust large hopper with carrying handle. Perfect for light duty or consumer use.



TECHNICAL DATA	FLOORTEC 480 M
MAIN BROOM (MM)	450
WORKING WIDTH W/2 SIDE BROOMS (MM)	840
HOPPER VOLUME (L)	34
POWER SOURCE	Manual
PRODUCTIVITY 2 SIDE BROOMS THEORETICAL/ACTUAL (M²/H)	3360/1680
PRODUCTIVITY MAIN BROOM THEORETICAL/ACTUAL (M²/H)	1800/900
LENGTH X WIDTH X HEIGHT (MM)	1300x840x1030
NET WEIGHT (KG)	16
FEATURES	
BIG WHEELS AND CONVENIENT GRIP	•
TWO MAIN BROOMS	•
TWO SIDE BROOMS	•
ADJUSTABLE HANDLE	•
SOFT HANDLE	•
ERGONOMIC HANDLE	•
FOLDING HANDLE	•
STANDARD EQUIPMENT	
BROOM MAIN KIT	1465201000
SIDE BROOM	1463623000
ITEM NO.	9084803010



- Adjustable side broom to compensate for wear
- Sturdy construction ensures long life
- Light and strong hopper with carrying handle for easy emptying
- Folding handle for easy storage and transport



Walk Behind 690mm Manual Sweeper

Manually operated robust sweeper for small areas. Adjustable main and side broom. Robust large hopper with carrying handle. Perfect for sweeping leaves, small amounts of dry dirt, bottle tops and cigarettes etc.



TECHNICAL DATA	BK 900
MAIN BROOM (MM)	480
HOPPER VOLUME (L)	40
POWER SOURCE	Manual
WORKING SPEED (KM/H)	4
PRODUCTIVITY 1 SIDE BROOM THEORETICAL/ACTUAL (M²/H)	2760/1380
PRODUCTIVITY MAIN BROOM THEORETICAL/ACTUAL (M²/H)	1920/960
LENGTH X WIDTH X HEIGHT (MM)	1060x790x900
NET WEIGHT (KG)	25
FEATURES	
MAIN AND SIDE BROOM PPL	•
COMPACT DESIGN	•
BIG WHEELS AND CONVENIENT GRIP	•
DIRECT THROW SWEEPING	•
ERGONOMIC HANDLE	•
FOLDING HANDLE	•
STANDARD EQUIPMENT	
BK900 MAIN BRUSH ASSM	60642
SIDE BRUSH KSE/KSP	60641
ITEM NO.	60441

FLOORTEC 350 - Walk-Behind Sweepers



- Adjustable ergonomic handle
- Control panel with battery level indicator
- Handle can be folded for easy transport
- Traction transmitted via the back wheels
- Adjustable main and side broom
- The brooms can be changed without the use of any tools
- The large polyester filter can be inspected/changed without tools
- Manual filter shaker



Walk Behind 720mm Traction Sweeper

FLOORTEC 350 sweeper is the ideal solution for small to medium sized cleaning jobs like service stations, small car parks, school yards, small factories and small warehouses.



TECHNICAL DATA	FLOORTEC 350
MAIN BROOM (MM)	500
WORKING WIDTH W/RIGHT SIDE BROOM (MM)	720
HOPPER VOLUME (L)	60
FILTER AREA (M²)	1
POWER SOURCE	Battery 12 V
WORKING SPEED (KM/H)	4
MAX CLIMBING RATE (%)	20
PRODUCTIVITY 1 SIDE BROOM THEORETICAL/ACTUAL (M²/H)	2880/1730
PRODUCTIVITY MAIN BROOM THEORETICAL/ACTUAL (M²/H)	2000/1200
LENGTH X WIDTH X HEIGHT (MM)	998x797x500
NET WEIGHT (KG)	52
FEATURES	
MANUAL FILTER SHAKER	•
LED BATTERY METER	•
COMPACT DESIGN	•
DIRECT THROW SWEEPING	•
NON MARKING TRACTION WHEELS	•
ADJUSTABLE HANDLE	•
ON-BOARD CHARGER	•
STANDARD EQUIPMENT	
BATTERY 12V 49AH AGM	1464483000
CHARGER BATTERY 12V 6A	146 3051 000
BROOM MAIN 200X500	146 3015 000
BROOM SIDE 109X315 PPL 0,5 mm	146 3035 000
FILTER POLYESTER KIT	1463161000
ITEM NO.	908 4706 010



- One touch sweeping control
- All functions start automatically when brooms are lowered and the machine is activated
Means less need for operator training
- No tools needed for main or side broom and filter removal and easy access to all components makes for fast and easy maintenance and service
- Robust ergonomic and foldable handle
- Main broom can easily be adjusted just by turning a knob
- Equipped with an integrated onboard charger as standard
- Efficient filter shaker system reduces the need for additional cleaning of the filter



The effective, productive and ergonomic way to make a dust free sweeping

FLOORTEC 760 is a walk-behind sweeper which will let you take on your cleaning tasks with ease and efficiency, cleaning up dry debris, and providing dust free removal of even the smallest particles in less time. Available in a battery version for in- and outdoor sweeping, as well as in a petrol version for outdoor use, FLOORTEC 760 is the attractive choice for gas stations, car dealers, industry, warehouses and farmers. FLOORTEC 760 introduces hands-on benefits which will save valuable time, improve the quality of your cleaning, and increase productivity.



TECHNICAL DATA	FLOORTEC 760 B	FLOORTEC 760 P
MAIN BROOM (MM)	600	600
WORKING WIDTH W/RIGHT SIDE BROOM (MM)	825	825
WORKING WIDTH W/2 SIDE BROOMS (MM)	1050	1050
HOPPER VOLUME (L)	60	60
FILTER AREA (M²)	1,9	1,9
WORKING SPEED (KM/H)	4,5	4,5
MAX CLIMBING RATE (%)	20	20
PRODUCTIVITY 1 SIDE BROOM THEORETICAL/ACTUAL (M²/H)	3715/2230	3715/2230
PRODUCTIVITY 2 SIDE BROOMS THEORETICAL/ACTUAL (M²/H)	4725/2835	4725/2835
PRODUCTIVITY MAIN BROOM THEORETICAL/ACTUAL (M²/H)	2700/1620	2700/1620
LENGTH X WIDTH X HEIGHT (MM)	1390x950x1100	1390x950x1100
NET WEIGHT (KG)	82	88
FEATURES		
MANUAL FILTER SHAKER	•	•
LED BATTERY METER	•	•
HOPPER WITH WHEELS AND HANDLE	•	•
PAPER PANEL FILTER	•	•
NON MARKING TRACTION WHEELS	•	•
ADJUSTABLE HANDLE	•	•
ON-BOARD CHARGER	•	
STANDARD EQUIPMENT		
CHARGER ON BOARD KIT 24V	1465175000	
BROOM MAIN D.265X600 PPL	1465215000	1465215000
BROOM SIDE 109X315 PPL0,5	146 3035 000	146 3035 000
FILTER PAPER	1464902000	1464902000
FILTER SHAKER MANUAL KIT	1465480000	1465480000
ITEM NO.	41600690	9084114010

FLOORTEC R 360 - Ride-On Sweepers With Manual Dump



- Powerful vacuum motor and large filter, for continuous dust free sweeping
- Two side brooms for wide sweeping path
- Quick and easy change of filters, main, and side brooms without the use of tools
- Adjustable seat to accommodate all drivers ensuring maximum driver safety and comfort
- Steering column adjustable to fit the operator
- The user friendly control panel is clear and easy to read
- Low noise sweeping, pleasant working conditions
- Foot pedal for speed and forward/reverse control on the panel improves ergonomics and safety



Ride on 1000mm battery and petrol powered sweepers

With a compact design the FLOORTEC R 360 sweeper combines a wide 1000 mm sweeping path, 360° manoeuvrability and enough power for a ramp climbing capacity of up to 16%.



TECHNICAL DATA	FLOORTEC R360 B OBC	FLOORTEC R 360 P
MAIN BROOM (MM)	600x265	600x265
WORKING WIDTH W/2 SIDE BROOMS (MM)	1000	1000
HOPPER VOLUME (L)	50	50
FILTER AREA (M²)	3	3
POWER SOURCE	Battery 24V	Petrol
WORKING SPEED (KM/H)	5,5	5,5
MAX CLIMBING RATE (%)	16	16
PRODUCTIVITY 2 SIDE BROOMS THEORETICAL/ACTUAL (M²/H)	5500/3850	5500/3850
PRODUCTIVITY MAIN BROOM THEORETICAL/ACTUAL (M²/H)	3300/2310	3300/2310
MIN. TURN-AROUND AISLE WIDTH (CM)	983	983
LENGTH X WIDTH X HEIGHT (MM)	1255x795x1155	1255x795x1155
NET WEIGHT (KG)	144	202
FEATURES		
ADJUSTABLE STEERING AND SEAT	•	•
ELECTRICAL FILTER SHAKER	•	•
HOUR METER	•	
KEY SWITCH	•	•
PARKING BRAKE	•	•
NON MARKING TRACTION WHEELS	•	•
WET SWEEP BY-PASS	•	•
STANDARD EQUIPMENT		
BATTERY CHARGER KIT	146 2052 000	
MAIN BROOM PPL 0,7D.265	146 0748 000	146 0748 000
SIDE BRUSH 180X420 PPL	145 1899 000	145 1899 000
FILTER PAPER	146 1888 000	146 1888 000
CONTAINER BATTERY	146 1684 000	
ITEM NO.	908 4207 010	908 4208 010



- Two side brooms sweep a wide path
- Easy to inspect/change filters and brooms without tools
- Forward/reverse control on the panel improves ergonomics and safety
- Powerful vacuum motor and large filter for continuous dust free sweeping
- Corrosion proof metal frame and polyethylene bodywork protects your investment
- Thermal fuses on the drive and broom motors for protection and reduced maintenance cost
- Flap lifting device for picking up large debris
- Operator entry from both sides
- Adjustable steering wheel for operator comfort and safety



Large ride-on sweepers with manual dump for large areas and narrow spaces

The FLOORTEC R 670 is a robust sweeper designed to withstand tough working conditions indoors or outside. Perfect ergonomics, user-friendly operation and low maintenance costs are among other significant advantages. FLOORTEC R 670 means dust-free and trouble-free sweeping 365 days a year.



TECHNICAL DATA	FLOORTEC R 670 B EU	FLOORTEC R 670 P
MAIN BROOM (MM)	700x300	700x300
WORKING WIDTH W/2 SIDE BROOMS (MM)	1260	1260
HOPPER VOLUME (L)	70	70
FILTER AREA (M²)	4.3	4.3
POWER SOURCE	Battery 24V	Petrol
WORKING SPEED (KM/H)	5	5
MAX CLIMBING RATE (%)	20	20
PRODUCTIVITY 2 SIDE BROOMS THEORETICAL/ACTUAL (M²/H)	6300/4410	6300/4410
PRODUCTIVITY MAIN BROOM THEORETICAL/ACTUAL (M²/H)	3500/2450	3500/2450
MIN. TURN-AROUND AISLE WIDTH (CM)	236	236
LENGTH X WIDTH X HEIGHT (MM)	1480x930x1220	1480x930x1220
NET WEIGHT (KG)	255	315
FEATURES		
ADJUSTABLE STEERING AND SEAT	•	•
ELECTRICAL FILTER SHAKER	•	•
HOUR METER	•	•
BACK UP WARNING ALARM	•	•
KEY SWITCH	•	•
PARKING BRAKE	•	•
WET SWEEP BY-PASS	•	•
STANDARD EQUIPMENT		
BATTERY CHARGER KIT	146 2052 000	
MAIN BRUSH PPL	145 4879 000	145 4879 000
BROOM SIDE 180 X 4009MM	1463952000	1463952000
FILTER PAPER PANEL	1463523000	1463523000
ITEM NO.	9084315010	9084316010

FLOORTEC R 870 - Ride-On Sweepers With Hydraulic Dump



Large ride-on sweeper with hydraulic high-dump for high-capacity sweeping

FLOORTEC R 870 combines performance, price, ergonomics and low total costs of ownership. It is a versatile, heavy duty, dust free sweeper for both outdoor and indoor applications. It is suitable for sweeping in both light and very dusty environments with debris up to 60 mm.

- One touch sweeping and control saves power and broom wear
- Retractable hopper with high hydraulic dump can be closed from operator compartment
- Low noise level
- Optional misting system for dust control on side brooms
- All systems automatically start/stop by pressing the accelerator pedal
- Easy access to all components for simple maintenance and service – No tool daily maintenance
- Two step operator access
- Inclined operator foot panel for increased ergonomics



TECHNICAL DATA	FLOORTEC R 870 B	FLOORTEC R 870 P	FLOORTEC R 870 LPG
MAIN BROOM (MM)	700x340	700x340	700x340
WORKING WIDTH W/RIGHT SIDE BROOM (MM)	975	975	975
WORKING WIDTH W/2 SIDE BROOMS (MM)	1250	1250	1250
HOPPER VOLUME (L)	75	75	75
MAX DUMPING HEIGHT (CM)	150	150	150
FILTER AREA (M²)	7	7	7
POWER SOURCE	Battery 24 V	Petrol Honda 4,1 kW	LPG Honda 4,1 kW
WORKING SPEED (KM/H)	7	7	7
MAX CLIMBING RATE (%)	20	20	20
PRODUCTIVITY 1 SIDE BROOM THEORETICAL/ACTUAL (M²/H)	6825/4780	6825/4780	6825/4780
PRODUCTIVITY 2 SIDE BROOMS THEORETICAL/ACTUAL (M²/H)	8750/6125	8750/6125	8750/6125
PRODUCTIVITY MAIN BROOM THEORETICAL/ACTUAL (M²/H)	4900/3430	4900/3430	4900/3430
MIN. TURN-AROUND AISLE WIDTH (CM)	1890	1890	1890
LENGTH X WIDTH X HEIGHT (MM)	1640x1035x1330	1640x1035x1330	1640x1035x1330
NET WEIGHT (KG)	433	511	515
FEATURES			
ELECTRICAL FILTER SHAKER	•	•	•
HOUR METER	•	•	•
BACK UP WARNING ALARM	•	•	•
KEY SWITCH	•	•	•
PARKING BRAKE	•	•	•
VARIABLE HIGH DUMP SYSTEM	•	•	•
WET SWEEP BY-PASS	•	•	•
STANDARD EQUIPMENT			
CHARGER ON BOARD KIT 24V	1465175000		
BROOM MAIN CHEVRON 6R PPL	1463913000	1463913000	1463913000
BROOM SIDE MIX STEEL PPL	1465318000	1465318000	1465318000
FILTER PANEL PAPER ULTRA	1464189000	1464189000	1464189000
ITEM NO.	41600535	9084405010	9084406010

FLOORTEC R 680 - Ride-On Sweepers With Hydraulic Dump



Ride on 1310mm battery powered sweepers

The Nilfisk-ALTO FLOORTEC R 680 is indeed a high capacity dust-free sweeper. With a large, powerful vacuum system and a hopper size of 130 litres you can sweep large areas of floor before emptying is required. Plus emptying is easier than ever with the hydraulic high lift system.

- Large horizontal filter captures dust effectively
- Flap lifting device for picking up large debris
- Electric filter shaker for continuous sweeping without manual filter cleaning
- No tools required to inspect or change filters or brooms so you can work efficiently
- The vacuum system runs automatically when the main broom is lowered saving battery power in transit
- Adjustable steering wheel and seat for maximum operator comfort and safety
- Rugged metal frame with corner rollers, protects both sweeper and inventory



TECHNICAL DATA	FLOORTEC R 680 B
MAIN BROOM (MM)	800x300
WORKING WIDTH W/RIGHT SIDE BROOM (MM)	1050
WORKING WIDTH W/2 SIDE BROOMS (MM)	1310
HOPPER VOLUME (L)	130
MAX DUMPING HEIGHT (CM)	150
FILTER AREA (M²)	7
POWER SOURCE	Battery 24V
WORKING SPEED (KM/H)	6
MAX CLIMBING RATE (%)	16
PRODUCTIVITY 1 SIDE BROOM THEORETICAL/ACTUAL (M²/H)	6300/4410
PRODUCTIVITY 2 SIDE BROOMS THEORETICAL/ACTUAL (M²/H)	7860/5505
PRODUCTIVITY MAIN BROOM THEORETICAL/ACTUAL (M²/H)	4800/3360
MIN. TURN-AROUND AISLE WIDTH (CM)	1690
LENGTH X WIDTH X HEIGHT (MM)	1750x1200x1370
NET WEIGHT (KG)	440
FEATURES	
ELECTRICAL FILTER SHAKER	•
HOUR METER	•
BACK UP WARNING ALARM	•
KEY SWITCH	•
PARKING BRAKE	•
VARIABLE HIGH DUMP SYSTEM	•
WET SWEEP BY-PASS	•
STANDARD EQUIPMENT	
BRUSH MAIN 300 X0800 PPL	146 1018 000
SIDE BRUSH PPL 280 X 500	146 1025 000
FILTER PAPER PANEL	1463523000
ITEM NO.	9084514010

Accessories for Floor Cleaning Machines



Batteries and Chargers

	FLOORTEC 480 M	BK900	FLOORTEC 350	FLOORTEC 760 B	FLOORTEC 760 P	FLOORTEC R360 B OBC	FLOORTEC R 360 P	FLOORTEC R 670 B	FLOORTEC R 670 P	FLOORTEC R 870 B	FLOORTEC R 870 P	FLOORTEC R 870 LP	FLOORTEC R 680 B	Item no.
CHGR HF24V10A SB120R						□								80512410
CHGR HF240V20ASB120R						□		□						80522420
CHARGER HF 24V 20A													□	80522421
CHARGER HF 24V 13A SB120R						□								80532413
CHARGER HF 24V 25A SB175R										○			□	80542426
CHGR HF24V 30A SB120R								□						80542430
CHGR HF24V 30A SB175R										○			□	80542431
CHGR HF24V 30A OPTIMA						□								80542433
CHGR HF24V 40ASB175R										○			□	80542440
BATT 12V 68AH AGM SPIRACELL						□								80561268
BATTERY 6V 200AH WET IN TRAY W.AQUA								□		□				80563200
BATTERY 24V 300AH WET IN TRAY W.AQUA								□					□	80563300
BATTERY 180AH 6V GEL				□				□		□			□	80564000
BATTERY 6V 240AH GEL MONOBLOCK										□				80564100
BATT. 12V-76AH GEL MONOBLOCK						□								80564310
BATTERY 12V 105 AH GEL				□		□								80564400
BATTERY SINGLE CELL 110AH 120 WET				□		□								80564600
BATTERY 6V 200 AH WET								□					□	80564900
BATT SINGLE CELL 6V SEMI WET IN TRAY								□		□			□	80565000
BATTERY 12V 144 AH WET SEMI TRACTION						□								80565100
BATTERY TRACTION 24V 360 AH										□				80565200
BATTERY TRACTION 24V 330 AH										□				80565300
BATTERY 12V 49AH AGM MONOBLOCK			●											1464483000
BATT 24V 275AH GEL CH7								□					□	L00210022
CHARGER HF 24V 25A SB120R SINGLE CELLS IN TRAY								□						80542425
BATTERY 6V 180AH WET				□										80564500
BATTERY SINGLE CELL WET 12V 85 AH				□										80564800
BATTERY DISCOVER			□											1464853000



ON-BOARD CHARGER

CHARGER ON BOARD KIT 24V 30A				●						●				1465175000
BATTERY CHARGER KIT						●		●						146 2052 000
CHARGER BATT.ON BOARD KIT 24V 25A								□						146 2337 000
CHARGER BATTERY 12V 6A			●											146 3051 000



Charger plug

PLUG UK								○						82179200
---------	--	--	--	--	--	--	--	---	--	--	--	--	--	----------



Broom cyl.

BRUSH ROLLER COMPLETE		○												42320
BROOM MAIN KIT	●													1465201000
BK900 MAIN BRUSH ASSM		●												60642



Broom cyl. 700mm






BROOM MAIN CHEVRON 6R MIX										○	○	○		1463854000
BROOM MAIN CHEVRON 6R PPL										●	●	●		1463913000
BROOM MAIN CHEVRON 6R MIX										○	○	○		1464947000
MAIN BRUSH PPL								●	●					145 4879 000
BRUSH MAIN 300x700 STEEL								○	○					145 4957 000
MAIN BRUSH NATURAL FIBRE								○	○					145 6080 000



Broom cyl. 500mm

BROOM MAIN 200 X 5			○											1463174000
BROOM MAIN 200X500			●											146 3015 000
BROOM MAIN 180X500 CARPET			□											146 3016 000

Accessories for Floor Cleaning Machines

		FLOORTEC 480 M	BK900	FLOORTEC 350	FLOORTEC 760 B	FLOORTEC 760 P	FLOORTEC R360 B OBC	FLOORTEC R 360 P	FLOORTEC R 670 B	FLOORTEC R 670 P	FLOORTEC R 870 B	FLOORTEC R 870 P	FLOORTEC R 870 LP	FLOORTEC R 680 B	Item no.
	Broom cyl. 600mm														
	MAIN BROOM PPL 0,7D.265						●	●							146 0748 000
	BROOM NATURAL FIBRE 265 X 600						○	○							146 0749 000
	BROOM STEEL MIX 265				○	○	○	○							146 0750 000
	MAIN BROOM PPL 0,7 245 X 600						○	○							146 0751 000
	BROOM MAIN D.245X600 NYLON						○	○							146 0752 000
	BROOM MAIN D.245X600 NATURAL FIBRE						○	○							146 0753 000
	BROOM MAIN D.265X600 PPL				●	●									1465215000
	BROOM MAIN D.265X600 MIX				○	○									1465216000
	Broom cyl. 800mm														
	MAIN BRUSH													○	145 4963 000
	BROOM MAIN 300X800 NATURAL FIBRE													○	145 6135 000
	BRUSH MAIN 300 X0800 PPL													●	146 1018 000
	Side brush														
	BK 800 SIDE BRUSH		○												42321
	SIDE BRUSH KSE/KSP		●												60641
	SIDE BROOM	●													1463623000
	BROOM SIDE 180 X 4009MM STEEL MIX								●	●					1463952000
	BROOM SIDE 180 X 400MM NATURAL FIBRE								○	○					1463969000
	BROOM SIDE MIX STEEL PPL										●	●	●		1465318000
	BROOM SIDE MIX 5										○	○	○		1465319000
	BROOM SIDE PPL 1.0 BLACK										○	○	○		1465320000
	SIDE BRUSH 180X420 PPL						●	●							145 1899 000
	SIDE BRUSH STEEL MIX						○	○							145 4959 000
	SIDE BRUSH NATURAL FIBRE						○	○							145 4976 000
	BRUSH SIDE 180X347 NYLON						○	○							146 0678 000
	SIDE BRUSH PPL 280 X 500													●	146 1025 000
	BRUSH NATURAL FIBRE													○	146 1148 000
	BRUSH STEEL MIX													○	146 1149 000
	BROOM SIDE 109X315 PPL0,5			●	●	●									146 3035 000
	BROOM SIDE 109X315 NYLON			□	○	○									146 3036 000
	Filters														
	FILTER POLYESTER KIT			●											1463161000
	FILTER PAPER PANEL								●	●				●	1463523000
	FILTER PANEL PAPER ULTRA WEB BLUE										●	●	●		1464189000
	FILTER PANEL POLYESTER ULTRA WEB BLUE										○	○	○		1464839000
	FILTER POLYESTER ANTI STATIC								○	○				○	145 6013 000
	FILTER PAPER						●	●							146 1888 000
	FILTER POLYESTER						○	○							146 1988 000
	FILTER POLYESTER ANTIST						○	○							146 1989 000
	FILTER,CLOTH POCKET KIT													□	146 2677 000
	PRE-FILTER								○	○					146 2731 000
	FILTER POLYESTER								○	○					146 2759 000
	FILTER PANEL PAPER OPEN FINE DUST										○	○	○		1465402000
	FILTER PANEL POLYESTER OPEN FINE DUST										○	○	○		1465403000
	FILTER POLYESTER				○	○									1464691000
	FILTER PAPER				●	●									1464902000
	PREFILTER				○	○									1465018000
	Others														
	ARM REST RIGHT KIT										□	□	□		33019556
	SKIRTS KIT			○											1463166000
	SKIRTS NO MARKING KIT			□											1463167000
	CARPET KIT			□											1463171000
	SKIRT NEOP SIDE			□											1463255000

Accessories for Floor Cleaning Machines



	FLOORTEC 480 M	BK900	FLOORTEC 350	FLOORTEC 760 B	FLOORTEC 760 P	FLOORTEC R360 B OBC	FLOORTEC R 360 P	FLOORTEC R 670 B	FLOORTEC R 670 P	FLOORTEC R 870 B	FLOORTEC R 870 P	FLOORTEC R 870 LP	FLOORTEC R 680 B	Item no.
Others														
LEFT SIDE BROOM													□	1463489000
LIGHT WORKING KIT								□	□					1463972000
MINI CONTAINER KIT								○	○					1463981000
PROTECTION RIGHT BROOM								□	□					1464058000
CARPET KIT								□	□					1464101000
PROTECTION LEFT BROOM KIT								□	□					1464105000
BROOM LEFT SIDE MIX STEEL										□	□	□		1464946000
BEACON KIT										□	□	□		1464948000
LIGHTS FRONT KIT 24V 70W										□	□	□		1464949000
SKIRT NON MARKING KIT										□	□	□		1464951000
OVERHEAD GUARD KIT										□	□	□		1464952000
DUST GUARD KIT										□	□	□		1464953000
BELTS SAFETY KIT										□	□	□		1464954000
TYRE DRIVE FRONT NON MARK										□	□	□		1464955000
CANOPY KIT										□	□	□		1464956000
MAT FLOOR KIT										□	□	□		1464957000
GUARD RIGHT SIDE BROOM										□	□	□		1464958000
GUARD LEFT SIDE BROOM KIT										□	□	□		1464959000
ARM REST LEFT SIDE KIT										□	□	□		1464960000
BATTERY FIXING KIT										□				1465171000
WHEELS REAR FOAM FILLED										□	□	□		1465312000
WHEELS REAR SOLID NON MAR										□	□	□		1465313000
WHEEL FRONT NON MARKING													□	146 0329 000
WHEEL REAR NON MARKING													□	146 0330 000
SIDE SKIRT NON MARKING													□	146 1150 000
SKIRT REAR NON MARKING													□	146 1151 000
FRONT SKIRT NON MARKING													□	146 1152 000
CONTAINER BATTERY						●								146 1684 000
BEACON FL.OV/HD GUARD KIT													□	146 2098 000
CARPET KIT						□								146 2102 000
VACUUM CLEANER KIT								□	□					146 2524 000
BEACON FLASH.ON SUP.KIT						□	□							146 2659 000
ALARM BACK UP KIT						□	□							146 2661 000
LIGHT, WORKING KIT						□	□							146 2663 000
GUARD OVERHEAD KIT													□	146 2674 000
BEACON FLASH.ON SUP.KIT													□	146 2676 000
LIGHT WORKING 24v JIT													□	146 2680 000
BEACON FLASH.ON SUP.KIT								□	□					146 2692 000
GUARD OVERHEAD KIT								□	□					146 2735 000
SKIRTS NON MARKING KIT								□	□					146 2744 000
WHEEL,FRONT NON MARKING								□	□					146 2745 000
WHEEL,REAR NON MARKING								□	□					146 2746 000
BOX BATTERY KIT								□						146 2791 000
SIDE BROOM PROTECTION KIT						□	□							146 2876 000
SEAT WITH BELT								□	□					146 2900 000
HOOR METER 24V				□	□									L08812350
BROOM LEFT SIDE KIT				□	□									1465408000
SKIRTS NO MARKING KIT				□	□									1465541000
FILTER SHAKER ELECTRIC				□	□									1465474000
FILTER SHAKER MANUAL KIT				●	●									1465480000



SPINTEC 443 - Low Speed Single Discs



- Cable hook
- Big wheels
- Easy cable replacement
- Ergonomic handle
- Offset motor for great stability
- Rugged tube and frame resistant to knocks and bumps without breaking
- Long life with a minimum of service costs
- Cable hook, where the cable can be easily wound up on the machine
- Extruded vinyl bumper protects obstacles and machine from damages
- Quiet operation and long life
- Easy to operate



430 mm low speed single disc polisher for medium duty all round tasks

Ease of use and reliability at a competitive price. The SPINTEC series is made to stand a wide range of applications: ideal performance and affordable price. There is improved ergonomics in use and transportability thanks to new features.



TECHNICAL DATA	SPINTEC 443
RATED POWER (W)	1100
VOLTAGE (V)	230
FREQUENCY (HZ)	50
SOUND PRESSURE LEVEL AT 1.5 M (DB(A)ISO 3744)	59
BRUSH/PAD DIAMETER (MM)	430
BRUSH/PAD SPEED (RPM)	180
BRUSH TORQUE (NM)	63
CABLE LENGTH (M)	15
LENGTH X WIDTH X HEIGHT (CM)	123.6 x 44.5 x 57.2
WEIGHT (KG)	37
FEATURES	
CABLE STORAGE	•
WATER HOSE	•
ERGONOMIC HANDLE	•
ACCESSORY HOLDERS	•
EASY CABLE CHANGE	•
BELT DRIVE	•
OFFSET	•
ITEM NO.	56380066



- Cable hook
- Plug holder
- Big wheels
- Easy cable replacement
- Ergonomic handle
- Offset motor for great stability
- Rugged tube and frame resistant to knocks and bumps without breaking
- Long life with a minimum of service costs
- Cable hook, where the cable can be easily wound up on the machine
- Extruded vinyl bumper protects obstacles and machine from damages
- Quiet operation and long life
- Easy to operate



430 mm high speed single disc polisher for light to medium duty tasks

Ease of use and reliability at a competitive price. The SPINTEC series is made to stand a wide range of applications: ideal performance and affordable price. There is improved ergonomics in use and transport thanks to new features.



TECHNICAL DATA	SPINTEC 443 H
RATED POWER (W)	1500
VOLTAGE (V)	230
FREQUENCY (HZ)	50
SOUND PRESSURE LEVEL AT 1.5 M (DB(A))ISO 3744)	61
BRUSH/PAD DIAMETER (MM)	430
BRUSH/PAD SPEED (RPM)	410
BRUSH TORQUE (NM)	36
CABLE LENGTH (M)	15
LENGTH X WIDTH X HEIGHT (CM)	123.6 x 44.5 x 57.2
WEIGHT (KG)	40
FEATURES	
CABLE STORAGE	•
ERGONOMIC HANDLE	•
ACCESSORY HOLDERS	•
EASY CABLE CHANGE	•
BELT DRIVE	•
OFFSET	•
ITEM NO.	56380069

SPINTEC 443 DS - Dual Speed Single Discs



- Cable hook
- Big wheels
- Easy cable replacement
- Ergonomic handle
- Offset motor for great stability
- Rugged tube and frame resistant to knocks and bumps without breaking
- Long life with a minimum of service costs
- Cable hook, where the cable can be easily wound up on the machine
- Extruded vinyl bumper protects obstacles and machine from damages
- Quiet operation and long life
- Easy to operate



430 mm high speed single disc polisher for a clean floor with high gloss

Ease of use and reliability at a competitive price. The SPINTEC series is made to stand a wide range of applications: ideal performance and affordable price. There is improved ergonomics in use and transport thanks to new features.



TECHNICAL DATA	SPINTEC 443 DS
RATED POWER (W)	1500
VOLTAGE (V)	230
FREQUENCY (HZ)	50
SOUND PRESSURE LEVEL AT 1.5 M (DB(A)ISO 3744)	61
BRUSH/PAD DIAMETER (MM)	430
BRUSH/PAD SPEED (RPM)	185/370
BRUSH TORQUE (NM)	58/40
CABLE LENGTH (M)	15
LENGTH X WIDTH X HEIGHT (CM)	123.6 x 44.5 x 57.2
WEIGHT (KG)	40
FEATURES	
CABLE STORAGE	•
WATER HOSE	•
ERGONOMIC HANDLE	•
ACCESSORY HOLDERS	•
EASY CABLE CHANGE	•
BELT DRIVE	•
OFFSET	•
ITEM NO.	56380071



- Cable hook
- Big wheels
- Easy cable replacement
- Ergonomic handle
- Offset motor for great stability
- Rugged tube and frame resistant to knocks and bumps without breaking
- Long life with a minimum of service costs
- Cable hook, where the cable can be easily wound up on the machine
- Extruded vinyl bumper protects obstacles and machine from damages
- Quiet operation and long life
- Easy to operate














Mains powered floor burnisher ready to go and maintenance free

SPINTEC 551 UH is a 1500 RPM belt driven handy and easy to use floor polishing machine. Due to low noise level, it is ideally suited for daytime cleaning in hospitals, institutions, hotels and other public areas. The foldable handle eases transportation and can be in operation within few seconds.



TECHNICAL DATA	SPINTEC 551 UH
RATED POWER (W)	1100
VOLTAGE (V)	230
FREQUENCY (HZ)	50
SOUND PRESSURE LEVEL AT 1.5 M (DB(A)ISO 3744)	>70
BRUSH/PAD DIAMETER (MM)	510
BRUSH/PAD SPEED (RPM)	1500
BRUSH TORQUE (NM)	12
CABLE LENGTH (M)	15
WEIGHT (KG)	41
FEATURES	
PADHOLDER INCLUDED	•
ADJUSTABLE HANDLE	•
CABLE STORAGE	•
ERGONOMIC HANDLE	•
EASY CABLE CHANGE	•
BELT DRIVE	•
ITEM NO.	56380072

Accessories for Floor Cleaning Machines

		SPINTEC 443	SPINTEC 443 H	SPINTEC 443 DS	SPINTEC 551 UH	Item no.
	Padholders					
	FLEXI PAD DRIVER W FOAM		□			56381578
	LOW SPEED PAD DRIVER	□				11315A
	FLEXIBLE PAD DRIVER 430MM	□		□		11316A
	Pads					
	PAD 21 530MM ECO WHITE 5PC				○	10001966
 432mm	Pad 17" / 432mm					
	PAD 17 432MM ECO CARPET BONNET 6PC	○				10001935
	PAD 17 432MM ECO TAN 5PC		○	○		10001937
	PAD 17 432MM ECO BLACK 5PC	○				10001938
	PAD 17 432MM ECO BLUE 5PC	○		○		10001939
	PAD 17 432MM ECO GREEN 5PC	○		○		10001940
	PAD 17 432MM ECO RED PAD 5PC	○		○		10001941
	PAD 17 430MM ECO BRILLANCE RED 2PC	○		○		10002336
	PAD 17 430MM ECO BRILLANCE BLUE 2PC	○		○		10002337
	PAD 17 430MM ECO YELLOW	○		○		10002338
	PAD 17 430MM ECO GREEN	○		○		10002339
	PAD 17 432MM ECO WHITE 5PC			○		10001936
 505mm	Pad 20" / 505mm					
	PADS ORANGE 20in 505MM 5PK				○	L00190840
	PADS GREEN 20in 505MM 5PK				○	L00305600
	Pad 21					
	PAD 21 533MM ECO 5PC				○	10002355
	Bag					
	DUST BAG KIT 5 PK GD5		□	□		147 1098 500
	Brush disc.					
	POLISHING BRUSH 430MM		□	□		11296A
	CARPET BRUSH 430MM	□				11297A
	LIGHT-MEDIUM CLEANING BROOM 430MM	□		□		11298A
	MEDIUM-HEAVY CLEANING BROOM 430MM	□		□		11299A
	HEAVY CLEANING STRIPPING BROOM 430MM	□				11310A
	Filters					
	HEPA FILTER COMPLETE		□	□		147 1104 500
	Tank					
	SOLUTION TANK ACC KIT	□		□		10104A
	Accessory kit					
	EXTRA WEIGHT KIT FM400 L	○				56382007
	Others					
	SINGLE DISC VAC UNIT		□	□		107401691
	DUST SKIRT ASM		□	□		10394A
	FOAM GENERATOR KIT	□				11294A
	SPRAY BUFF KIT	□	□	□		11295A
	Others					
	DUST COLLECTION KIT			□		56381571

● Standard equipment
 ○ Supplementary accessories
 □ Mountable equipment



**It is a quicker,
easier and more
effective way to
clean with our
detergents**



Why and how to use detergents

Use of detergents makes cleaning quicker and easier. The chemical compounds break down and bind the dirt particles. Imagine cleaning grease and oil from your hands or dishes without the help of soap or washing liquid? Of course not. The same principle applies to detergents for use with cleaning equipment.



Detergents offer big benefits:

- Speed up the cleaning process.
- Reduce time, labour and energy costs.
- Reduce water consumption by reducing cleaning time.
- Save money!
- Protect surfaces using detergents in an effort to avoid higher pressures or mechanical cleaning effects, leaving surfaces intact.
- Certified Quality: Confirmed by internationally recognised institutes.

Why use Nilfisk-ALTO detergents:

- All products have been developed by Nilfisk-ALTO.
- Nilfisk-ALTO detergents are ecological, 80% of the tensides are 100% biodegradable within 14 days.
- Some detergents are formulated with anti-corrosion compounds that protect the lifetime of the equipment.
- All detergents are tested on our equipment – ensuring that parts do not corrode or get damaged by contact with the chemicals. Warranty is thus assured.

Nilfisk-ALTO not only ensures the quality and performance of our detergents but also the compliance with the latest legislations such as REACH and GHS.



The equipment for your detergent application



Perfect solution when high accuracy is required

Detergent can be applied simply using the products in-built equipment (injectors etc). On a pressure washer, however, external – or down-stream – injectors may offer several advantages:

- Avoid passing detergent through the pressure washer components.
- Allow the user to turn on-off easily.
- Reduce the time between detergent shut-off and the actual stop.
- Can be placed closer to the work zone, allowing refilling and switch on/off more easily.
- Can be adapted to certain, aggressive chemicals.



The simple foam sprayer system can be easily attached to most machine's spray guns and provides a simple and effective way to obtain thick foam in order to increase the detergent's cleaning effect.



In addition to a foam injector, the foam lance will assure an air intake into the water/chemical stream, giving a thick foam. The foam will adhere to the surface to be cleaned, increasing the contact with the dirt and thus the cleaning effect. Foam also allows excellent visibility of areas already sprayed by detergent – reducing waste and cost.



Detergents - VEHICLE CLEANING



Prewash

Product	Soiling	Fields of application	Technique	Size	Item No.
RIM TOP Basic rim cleaner. Dilution: 5-10%; pH: 2.5 (1% solution)	▼ ●	Cleaning of steel and light alloy wheel rims.		10 L	80935
ALLOSIL Coarse dirt remover. Dilution: 1-5%; pH: 10 (1% solution)	● ■	Precleaning or main cleaning of cars, trucks, busses, fork-lift trucks, etc.		4 x 2.5 L 10 L 25 L	25000202 81237 81209



Main wash

ACTIVE SHAMPOO Foam cleaner – neutral. Dilution: 0.1-0.5%; pH: 7 (1% solution)	● ■	Cleaning of cars, particularly in brush washing installations, but also in high-pressure and self-service car washes, etc.		25 L 220 kg	81216 80874
SUPER PLUS Foam cleaner – alkaline. Dilution: 0.1-0.5%; pH: 10.5 (1% solution)	● ■	Cleaning of cars, trucks, busses and commercial vehicles in self-service car washes or by high pressure washer.		4 x 2.5 L 10 L 25 L 220 kg 1000 kg	25000204 81170 81220 81083 81093
PROWASH P Foam cleaner – alkaline/powder. Dilution: 0.05-0.2%; pH: 10.7 (1% solution)	● ■	Cleaning of cars, trucks, busses and commercial vehicles in self-service car washes or by high pressure washer.		25 kg	80825
AUTOACTIVE Shampoo. Dilution: 0.1-0.5%; pH: 9.5 (1% solution)	● ■	Cleaning of cars, trucks, busses and commercial vehicles in self-service car washes or by high pressure washer.		4 x 2.5 L 10 L 25 L 220 kg 1000 kg	25000205 81136 81218 80748 80833
ACTIVE FOAM Shampoo and wax effect – neutral. Dilution: 0.1-0.5%; pH: 7 (1% solution)	●	Cleaning of cars in brush washing installations with feeble or too short drying zone.		25 L	81217
SAPPHIRE Shampoo and wax effect – alkaline. Dilution: 0.1-0.5%; pH: 10 (1% solution)	● ■	Cleaning of cars, trucks, busses and commercial vehicles in self-service car washes or by high pressure washer.		4 x 2.5 L 10 L 25 L	25000206 81180 81219
ACIDO Special cleaner. Dilution: 1-3%; pH: 2 (1% solution)	▼ ● ★	Special cleaning of trucks, commercial vehicles, tarpaulins, boxes, washing bays, etc.		4 x 2.5 L 10 L 25 L	25000203 81204 81205
INSECT REMOVER AL Alkaline insect remover. Dilution: 1-5 %; pH: 9.7 (1 %)	■ ●	Removal of insects from windscreens and care bodywork.		25 L	308000151
TRUCK CLEANER AL Alkaline cleaner. Dilution: 0.3-0.5 %; pH: 9.8 (1 %)	■ ●	Removal of greases, oil, mineral dirt. Cleaning of trucks and busses.		25 L	308000153

Care & conservation

QUICK DRY Drying aid – concentrated. Dilution: 0.05-0.2%; pH: 5 (1% solution)	◆	For care and quick drying of vehicles in self-service and brush washing installations.		25 L	81221
ACTIVE WAX Conservation agent with waxes. Dilution: 0.1-0.2%; pH: 5 (1% solution)	◆	For care and quick drying of vehicles in self-service and brush washing installations.		10 L 25 L	81177 81222



Industrial floors and working surfaces


Product	Soiling	Fields of application	Technique	Size	Item No.
ACIDO All-round cleaner – acid. Dilution: 1-10%; pH: 2 (1% solution)	▼ ● ★	Rust transformer/rust dissolver, lime/cement haze remover in trade and industry; disinfectant agent in foodstuffs related sectors.		4 x 2.5 L 10 L 25 L	25000203 81204 81205
UNIVERSAL All-round cleaner – neutral. Dilution: 0.5-10%; pH: 7 (1% solution)	●	Various cleaning tasks on a wide range of particularly delicate surfaces in trade and industry.		4 x 2.5 L 10 L 25 L	25000213 80930 81225
J 25 MULTI All-round cleaner – alkaline. Dilution: 1-10%; pH: 9.5 (1% solution)	● ■	Cleaning of industrial and commercial floors, motor vehicles, steel parts, motors/machines, walls, facades, working surfaces, etc.		4 x 2.5 L 10 L 25 L 220 kg 1000 kg	25000214 80923 81228 8418 81171
COMBI ACTIVE All-round cleaner – strongly alkaline. Dilution: 1-10%; pH: 13 (1% solution)	■	Cleaning of sturdy industrial floors, steel parts, motors/machines, working surfaces, etc.		10 L 25 L 220 kg 1000 kg	81172 81229 8316 81053
SHAMPOO P All-round cleaner – powder. Dilution: 0.3-1%; pH: 10.7 (1% solution)	■	Cleaning of industrial and commercial floors, motor vehicles, steel parts, motors/machines, walls, facades, working surfaces, etc.		25 kg	8385



Various applications

DES 3000 Disinfection cleaner. Dilution: 1-5%; pH: 9.5 (1% solution)	● ■ ★	Floor and hard surface cleaning in slaughterhouses, bakeries, butchers' shops, cheese-making plants, canteens, agriculture, pharmaceuticals plants, etc.		25 L	81241
ALKAFOAM Foam cleaner. Dilution: 1-5%; pH: 12 (1% solution)	● ■	Hard surface cleaning of machines, walls, working surfaces and tiles, etc., particularly in slaughterhouses and butchers' shops.		25 L 220 kg	81231 81240
PHOSPHAT Phosphating agent. Dilution: 0.5-1%; pH: 5.5 (1% solution)	● ■	Temporary corrosion protection for iron parts in metal processing plants.		25 L	81232
BACTERIA STOP Disinfection agent. Dilution: 0.015-0.08%; pH: 6 (0.015% solution)	★	For combating bacteria in phosphating baths.		6 x 1 L	105301605
UNIKAL PLUS Solvent-based cold cleaner. Dilution: apply neat; pH: not applicable	■	Metal processing plants and workshops.		10 L 25 L	81173 81234
CONSEJ FORTE Motor vehicle conservation agent remover. Dilution: apply neat; pH: not applicable	■	Wax and preservative removal from motor vehicles in metal processing plants.		25 L	81223
SUPER BLAST P Sandblasting agent for high-pressure units. Dilution: apply neat via wet spraying attachment; pH: not applicable	▼	Rust and paint removal and smoothing of sturdy industrial and commercial surfaces.		25 kg	8379
ARMEX Abrasive agent for "Soft Blasting", baking soda and slightly alkaline. pH: 8.2 (1% Solution)	■	Cars and buses, trucks and vans, hard floor, metal industry and special purpose.		25 kg	5218617

Detergents - FLOOR CARE



Hard floors

Product	Soiling	Fields of application	Technique	Size	Item No.
QUICK FRESH Maintenance cleaner with refreshing effect. Dilution: 1-5%; pH: 7 (1% solution)	●	Daily floor cleaning in hotels, restaurants, car showrooms, office buildings, supermarkets, schools, exhibition rooms, DIY markets, etc.		4 x 2.5 L 10 L 25 L	25000208 81074 81226
WAX CLEAN Maintenance cleaner with gloss effect Dilution: 1-3%; pH: 7 (1% solution)	●	Daily floor cleaning in hotels, restaurants, car showrooms, office buildings, supermarkets, schools, exhibition rooms, DIY markets, etc.		4 x 2.5 L 10 L	25000211 81212
INTENSIVE All-round cleaner. Dilution: 3-10%; pH: 9.3 (1% solution)	● ■	Various cleaning applications on a wide range of surfaces in trade and industry.		4 x 2.5 L 10 L 25 L 220 kg 1000 kg	25000209 81137 81227 80804 80840
TORNADO Basic cleaner. Dilution: 3-10%; pH: 11 (1% solution)	■	Basic cleaning of sturdy commercial and industrial floors for removing coatings, films or very severe soiling.		4 x 2.5 L 10 L 25 L 220 kg 1000 kg	25000210 80940 81230 80491 30800055
ACTIVE ACID Rust and cement haze remover. Dilution: 1-5%; pH: 1.5 (1% solution)	■ ▼	Special cleaning of sturdy commercial and industrial floors.		25 L	81224
SPOT-EX Rubber scuff mark remover. Dilution: apply neat; pH: 6 (1% solution)	■	Floor cleaning in warehouses, workshops, DIY markets, supermarkets, industrial buildings with stacker and rubber markings.		6 x 1 L 10 L	81316 81207



Textile floors

TOP WASH Spray extraction cleaner. Dilution: 1-5%; pH: 8 (1% solution)	●	Textile and hard floor cleaning in office buildings, schools, hotels, restaurants, banks, exhibition rooms, etc.		4 x 2.5 L 6 x 1 L 10 L	25000215 8467 80937
TOP WASH P Spray extraction cleaner. Dilution: 1-5%; pH: 10 (1% solution)	●	Textile floor cleaning in office buildings, schools, hotels, restaurants, banks, exhibition rooms, etc.		6 x 1 kg 8 kg	81100 81033



Care

PRO GLOSS Floor gloss emulsion. Dilution: apply neat; pH: 7 (1% solution)	◆	Floor sealing with gloss effect in schools, hotels, car showrooms, restaurants, supermarkets, medical practices, etc.		4 x 2.5 L 10 L	25000212 81078
PROTECTOR Floor polymer dispersion. Dilution: apply neat; pH: 7 (1% solution)	◆	Floor sealing for lasting protection in schools, hotels, car showrooms, restaurants, supermarkets, medical practices, etc.		10 L	81077



Ancillary products

FOAM STOP Anti-foaming agent. Dilution (waste water tank): 0.05%; pH: 7 (1% solution)	◆	Foam combating for cleaning tasks with extreme foam development in the recovery tank.		6 x 1 L	8469
ODOUR STOP Odour combating agent. Dilution: 2-10%; pH: 7 (1% solution)		Odour combating on surfaces and in machines in trade and industry.		1 L	81176



High pressure unit	Product	Soiling	Fields of application	Technique	Size	Item No.
	ANTI STONE	◆	Mobile and stationary high pressure washers and comparable systems.		6 x 1 L	8466
	Scaling protection agent. Dilution:				10 L	80919
	Pour neat into the scaling protection agent tanks; pH: 7.5 (1% solution)				25 L	81235
	STONE EX	▼	Mobile and stationary high pressure washers and comparable systems.		10 L	81191
	Descaling agent. Dilution:				25 L	81236
	Pour neat into the water tank; pH: 2.7 (1% solution)					
	MACHINE PROTECTOR	◆	Mobile and stationary hot water pressure washers with steel coils.		6 x 1 L	25000200
	Boiler and machine protection agent against corrosion of steel coils by soft, acidic water. Dilution:				10 L	25000201
	Pour neat into the scaling protection agent tanks pH: 13 (1% solution)					



Washing systems	BROXO P	◆	Washing systems and phosphating plants with water softeners /osmosis.		25 kg	8338
	Regeneration salt for osmosis plants.					
	Dilution: Pour neat into the saline tank; pH: not applicable					

Nilfisk ALTO

Commercial
CarWash



commercial car wash is a market with a large potential for the future

For more than 30 years, Nilfisk-ALTO CarWash has been a pioneer and specialist for the commercial car wash. The concentration on self-service and centre car wash stations with facility management is an important basis for the success in this market segment. For any activities the economic success is always the centre of attention. More than 1000 locations in Europe confirm the satisfaction of the customers as well as the reliability of the technology and the operator concept.

The potential and prospects of this market are also very promising for the future: the number of vehicles in Europe will continue to increase, the environmental protection will become even more important and good maintenance of all vehicles improves residual value.

Either individual modules or turn key projects, Nilfisk-ALTO CarWash Division can offer the customer a solution for every location: from the compact car wash to the car wash centre.



Professional support - from the beginning

Modern, attractive, flexible. The car wash facilities are economic and profitable for the investor and perfectly designed for wash customers' use.

The quality of the conception and project engineering as well as of the location analysis and the resulting marketable configuration by the experienced Nilfisk-ALTO team are substantial conditions for a later success.

That also applies for the question about the "right" financing, where you can rely on the long-standing experience and the good relations of our specialists.

The technical part of the business can be optimised individually by different service options.



For further information please see www.nilfisk-alto.co.uk

For information

www.nilfisk-alto.co.uk

www.nilfisk-alto.ie



The Nilfisk-ALTO brand is owned by Nilfisk-Advance A/S, one of the world's leading manufacturers and suppliers of professional cleaning equipment.

With global company headquarters in Denmark, the company has developed professional cleaning equipment for over 100 years.

Nilfisk-Advance has production facilities in North America, South America, Europe, and China, and has an extensive network of sales entities in 44 countries and is represented in more than 70 countries around the world.

The company currently has around 5200 employees worldwide, with global sales of approx. Euro 871 million in 2012.

We supply high quality pressure washers, vacuum cleaners and floor care equipment to agriculture, automotive and industrial companies, cleaning contractors and private consumers.

We are committed to the highest level of Corporate Responsibility. We develop cleaning solutions that provide our customers with cleaning efficiency whilst using less energy, less water and less detergent, so that our customers can focus on getting the job done.

The Nilfisk-ALTO brand focuses on innovation and growth. We believe in developing and maintaining long lasting relationships with our customers, suppliers and employees.

**green
meets
clean**

Dealer:

Nilfisk-ALTO
Nilfisk House, Bowerbank Way
Gilwilly Industrial Estate
Penrith, Cumbria CA11 9BQ
Tel: +44 (0)1768 868995
Fax: +44 (0)1768 864713
www.nilfisk-alto.co.uk
www.nilfisk-alto.ie

Nilfisk ALTO

works for you