

Seek & Learn

Guide to the available Resources

solomon.ugle.org.uk



Seek and Learn
*Modules for your
personal use*



West Lancashire Freemasons
PROVINCIAL GRAND LODGE OF WEST LANCASHIRE

“Furthering your Masonic education through mentoring”

1. Introduction

This guide covers the "*Seek and Learn*" section of Solomon. The "*Share and Encourage*" & "*Support and Promote*" sections are covered in their own individual guides.



Seek and Learn
*Modules for your
personal use*



Solomon
Solomon

About
Freemasonry

Module 1. About Freemasonry

First
Degree

Module 2. First Degree

Second
Degree

Module 3. Second Degree

Third
Degree

Module 4. Third Degree

Installed
Master

Module 5. Installed Master

Royal
Arch

Module 6. Royal Arch

Masonic
History

Module 7. Masonic History

Lodge
Matters

Module 8. Lodge Matters

Provincial Grand Lodge of West Lancashire
Furthering Your Masonic Education Through Mentoring

Guide to Solomon "Seek & Learn" Modules

There are 8 modules in the Seek and Learn section of Solomon, containing 307 helpful resources which may vary in the level of detail discussed.

About Freemasonry (7 Resources)	First Degree (102 Resources)	Second Degree (30 Resources)	Third Degree (33 Resources)
Installed Master (5 Resources)	Royal Arch (75 Resources)	Masonic History (32 Resources)	Lodge Matters (23 Resources)

Each of these modules contains resources in various formats;

- **'Nuggets'** - Short 5 - 10 minute items ideal for any regular or instruction meeting. Select a topic suited to the occasion and ask a member to deliver it, or share with several members.
- **Papers** - More for personal reading, they can also be used as mini-presentations.
- **Presentations & Talks** - These items are intended for Lodge and Chapter use, delivered by a nominated presenter.
- **Demonstrations** - Explanatory demonstrations of a ceremony (or specific parts) - a good alternative to a live event.
- **Quizzes** - A quiz or other 'fun' learning.
- **Audio** - A narrative that discusses a specific subject matter

To give an indication of content, the table below identifies the number of resources available in the "Seek and Learn" section at the time of the initial launch of Solomon.

RESOURCES AVAILABLE BY MODULE

Module	Nuggets	Papers	Quizzes	Audio
About Freemasonry	3	3	1	
First Degree	71	26	4	1
Second Degree	18	11		1
Third Degree	15	17	1	
Installed Master	4	1		
Royal Arch	35	39	1	
Masonic History	14	17		1
Lodge Matters	15	8		





Each module requires enrolment before it can be accessed. This is not at all a complicated process, however some caution is required as Solomon has been designed to allow any user to access any module once they have enrolled.

For example, an Entered Apprentice will not be prohibited from enrolling for the 2nd degree or 3rd degree modules and anyone who has not yet been installed into the Chair of King Solomon could enrol for the Installed Master module. Likewise anyone can enrol for the Royal Arch module.

Recommendations, may appear obvious, but are stated to discourage users enrolling for modules not appropriate to their present Masonic level.

It would be a shame for an Entered Apprentice to enrol for Fellowcraft and Master Mason modules prior to his being passed and raised. **However the system does not prohibit this.**

RECOMMENDED ENROLMENT

Supporting & Learning	About Freemasonry	First Degree	Second Degree	Masonic History
Third Degree	Installed Master	Royal Arch	Lodge Matters	
Supporting & Learning	About Freemasonry ✓	First Degree ✓		Masonic History ✓
			Lodge Matters ✓	



Enrol only if you have taken your 2nd Degree



Enrol only if you are a Worshipful Master or Past Master



Enrol only if you have taken your 3rd Degree



Enrol only if you are a Companion of Royal Arch

The remainder of this guide lists the available resources in each module (as of launch date) in order to assist in the identification of appropriate material for either personal use, or use in your Lodge or Chapter.

Module 1. About Freemasonry

Nuggets (3)

1. What is Freemasonry - An examination of "a peculiar system of morality, veiled in allegory and illustrated by symbols"
2. Origin of our Three Degree Structure - How early organisations influenced and shaped our system
3. The Forget-Me-Not - The story behind the lapel pin worn by many masons

Papers (3)

1. Frequently Asked Questions - Answers to a range of questions about Freemasonry
2. Improving the Delivery and Understanding of Ritual - An argument for modernisation
3. A Mason Believes - Our beliefs and moral principles

Interactive Quiz (1)

1. About Freemasonry Quiz

Module 2. First Degree

Nuggets (71)

1. A Preamble for the Initiate - Prior to Initiation
2. A Pre-Initiation Chat - A preamble for a candidate prior to his initiation
3. The Preparation of an Initiate - An explanation of its meaning
4. Mentor's Address to a New Initiate - Explanation and welcome to the lodge
5. Welcome to the Initiate - A short address to a new member following his initiation
6. Gloves in Freemasonry - Their origin, symbolism and usage
7. The Entered Apprentice Apron - Including a look at the wider historical significance of the wearing of Masonic aprons
8. The Chequered Floor - The symbolism associated with the black and white pavement
9. The Chequered Floor - The symbolism associated with the black and white pavement
10. The Mosaic Pavement - The duality symbolised by black and white

11. The Globes - The symbolism of the terrestrial and celestial
12. The Tessellated Border - Its origins and the associated tassels
13. The Ornaments of the Lodge - Symbolism of the mosaic pavement, the blazing star and the tessellated border
14. The Deacons and their 'Wands' - Their origin following the Union of 1813
15. The Opening of a Lodge - An explanation of some of its symbolism
16. 'A peculiar system of morality veiled in allegory' - An explanation which explores and explains both 'peculiar' and 'allegory'
17. Brotherly Love, Relief and Truth - The three grand principles explored
18. Faith, Hope and Charity - The three principal staves of Jacob's ladder
19. Acting on the Square - 'Honesty and fair dealing', brought into the 21st century
20. 'Just, Perfect and Regular' - An explanation as to why a lodge is so described
21. 'Virtue, Honour and Mercy' - The characteristics of a 'good freemason'
22. 'Fit and Proper' - A discussion in terms of both operative and speculative masonry
23. 'The Mysteries and Privileges' of Freemasonry - Making sense of this phrase in the modern world
24. Origin and pronunciation of the word 'hele' - A variety of explanations for the origin and pronunciation of this ancient word

25. The origins of 'Cowan' and 'Hele' - An explanation returning to their original time and context to explain their meaning
26. 'Intruders and Cowans' - An explanation of these terms as used in our ritual
27. 'To be restored to light' - Its symbolic meaning for the initiate
28. Being 'Restored to Light' - An explanation of this phrase as used in the first degree ceremony
29. 'Step, Sign and Salute' - An explanation of the start of our Masonic journey
30. The four original forms of Freemasonry, linked to the four cardinal virtues.
31. Firing - An explanation of the custom of 'firing' toasts at festive boards
32. 'Perfect Points' - An explanation of the original points
33. 'Perfect Points of my Entrance' - Explanation by reference to the first degree lecture
34. The 'Key' - Its symbolism as referenced in the first degree lecture
35. The Immovable Jewels - The tracing board and rough and smooth ashlar
36. The Arch Created by the Deacons - An explanation of its symbolism
37. The North-East Corner - An explanation of its symbolism
38. Across the Tracing Board - A symbolic journey for the candidate
39. The Deacons' Wands - An examination of the possible origins of the deacons' wands

40. The 'Rough and Perfect Ashlars' - Their tradition and symbolism
41. The 'Lewis' - A description and explanation of its symbolism
42. 'Firing' - Explored through its military and civil usage
43. The Tracing Board - A journey through its origins
44. The 'Symbolic Penalties' - Their origins and inherent symbolism
45. The Four Tassels - Origin, symbolism and their association with 'operative masonry'
46. The Inner Guard - Origins, symbolism and responsibilities
47. The 'Broken Column' - Its significance and symbolism regarding a life cut short
48. The Bible by Degree - Biblical passages suitable for each degree
49. 'Every Brother has had his Just Due' - An explanation and its roots in operative masonry
50. 'So Mote it Be' - An explanation of its origin and the appropriateness of its use
51. Three Great Lights - The volume of the sacred law, square and compasses
52. Jacob's Ladder - The symbolism as seen in the First-Degree Tracing Board
53. The Foundation Stone - An exploration of the link between foundation stones and the North-East corner
54. Properly Prepared - The origins of the correct dress for each degree
55. The North-East Corner -Significance to masons and to society in general

56. Free and Accepted Masons - Various possible origins of the terms
57. The Rough and Perfect Ashlars - The origins and symbolism associated with the Rough and Perfect Ashlars
58. The Trowel - Its adoption and symbolism of care for the brethren
59. The Closing Ode Explored - Thinking about its meaning
60. Masonic Fire - A brief explanation of the tradition
61. Calling On and Off - As allied to the raising and lowering of the wardens' columns
62. The Initiate's Chain - Signification of the ties which bind the brethren together
63. Landmarks of Freemasonry - A discussion on what they are
64. Boaz - The first degree biblical character and his symbolic Masonic association
65. Degree Ceremonies - The links between our modern Masonic degree practices and those of ancient Rome and academia
66. Rudyard Kipling's 'The Palace' - A poem
67. The Size of a Cubit - A practical demonstration, with audience participation
68. A Tale from India - As masons we have to accept individuals for what they are
69. Bread, Golf and Parenting - Its lessons for freemasonry in the 21st century
70. The Two Horses - A homily to freemasonry
71. Why do we wear white gloves

Papers (25)

1. The Masonic Apron - Its origin and association with Chivalric Orders
2. Jacob's Ladder - Symbolism in freemasonry associated with the biblical story
3. Foundation stones, the North-East Corner and the First-Degree - Their long association
4. The First Degree – A handout for candidates, prior to initiation
5. Operative Masons Part 1 - Origins and connections with operative masonry
6. Operative Masons Part 2 - The categories of operative stonemasons and the use of masons' marks
7. The First-Degree - Its origins and the purpose and symbolism
8. Properly Prepared - Origin and meaning behind the six necessary steps
9. The Tracing Board - Its origin and the use of pictures to communicate ideas and meaning
10. The Tyler - Everything you would want to know about this office
11. Around the Lodge Room - A journey explaining the furniture, fittings and jewels
12. Building the Temple Within Oneself - Symbolic progression, to reach the inner-self
13. The Symbolism of the Trowel - The 'sharp instrument' alluded to in the first degree charge

14. Preparing the Initiate - The reasons behind this mode of preparation are explained
15. First Degree - Q & A on the ceremony of initiation
16. Enjoy our Freemasonry - An exhortation to have fun, be happy and communicate happiness
17. Care for the Brethren - The Trowel Jewel of the Charity Steward
18. Primacy of the East - A special place in Freemasonry
19. Initiates Preparation - reason behind it
20. The Temple - illustrated through writings and poetry
21. Free and of Mature Age - First step in Masonic journey
22. Experiencing Ritual - an enlightening experience
23. First Grand Principle - Brotherly Love
24. Pillar of Beauty - The Corinthian Order
25. History of Tracing Boards - Evolution of the Modern-day Tracing Board

Audio

1. The Beginning of a Freemason's Journey - Starting with a knock on the door of the lodge



Interactive Quizzes (4)

1. First Degree Quiz
2. First Degree Tracing Board Quiz (Intermediate)
3. First Degree Tracing Board Quiz (Advanced)
4. First Degree Tracing Board Quiz (Advanced)

Module 3. Second Degree

Nuggets (18)

1. Heart, Hand and Badge - A short explanation of the origin and form of this salutation
2. The Two Pillars - A retrospect of 18th century freemasonry
3. The Two Pillars - An explanation of their placement and their association with the wardens
4. The Duality of the Pillars - An exploration of the porch-way at King Solomon's Temple
5. Shibboleth - Its derivation and use as a password
6. The Winding Staircase - Its symbolism and connection with the seven liberal arts and sciences
7. The Five Steps in the Second-Degree - Their association with the five noble orders of architecture
8. The Five Noble Orders of Architecture - As described in the lectures are explored
9. The Seven Liberal arts and Sciences - A journey which completed the worldly man
10. The Liberal Arts and Sciences - Taken back to their roots, so as to regain their original meaning
11. 'All the Brethren have had their Due' - And why they did so, 'without scruple or diffidence'
12. 'Without Scruple and Without Diffidence' - The unpacking and exploration of this second degree phrase
13. 'An Ear of Corn Near a Fall of Water' – explained as an allegory of a seed

14. The Second Degree Tracing Board - Some thoughts on its allegories for a newly passed brother
15. Jachin the Man and Jachin the Pillar - Their difference and association with King Solomon's Temple
16. Tripod Cramp - its association with a Lewis
17. Allegories of the Second-Degree Tracing Board
18. Without scruple or diffidence - what it means

Papers (11)

1. The hidden mysteries of the Second Degree - An explanation of today's meaning of the 200 year-old rituals and symbols
2. Meaning of the 200 year-old rituals and symbols
3. The Rough and Perfect Ashlars - Their symbolism as applied to both a Mason and to a Lodge
4. 'Nature and Science' - Look to the Renaissance for their meaning
5. The Middle Chamber - The 'parable of the talents' is a key to the lesson of the second degree
6. The Second Degree Tracing Board - An explanation in plain English
7. 'Extend Your Researches' - Prepare yourself further for what is yet to come
8. The Second-Degree can make you think - Stimulation for the mind
9. Exploration of the Symbolism of the Second Degree
10. The Journey Progresses
11. Exploration of the Second Degree

Audio (1)

1. The Winding Staircase - The allegory is introduced and explored



Module 4. Third Degree

Nuggets (15)

1. Acacia - Its significance in the Third Degree.
2. Tubal Cain - An exploration of the antecedents
3. 'Darkness Visible' - An explanation and exploration of this phrase
4. 'An Angle of 90 Degrees or the Fourth Part of a Circle' - An exploration of the deeper meaning in this phrase
5. The 'Tripod and the Cramp' - An explanation of the workings and symbolism and association with a Lewis
6. The 'Tomb of Transgression' - Explanation and inner meaning
7. 'The Summit of His Profession' - A meaningful exploration of this term from the 1st lecture and linked to third degree
8. The Story of Two Pillars - As set within Solomon's temple.
9. The Holy Royal Arch - Why you might consider becoming a companion.
10. Tubal Cain - The man and the myth
11. 'Whence Come You?' - An exploration of the phrase
12. The 'Five Points of Fellowship' - An exploration and possible origins
13. The 'Skirret' - Its origins, usage, and symbolism

14. The 'Point Within a Circle' - Through the 'dark ages' into operative, then speculative masonry
15. Point within the Circle

Papers (17)

1. Ecclesiastes - Its meaning as used in the third-degree.
2. The Penalties - Their symbolism in each degree.
3. Hiram Abiff - His place in the third degree
4. The Cable - Its use and origin, including the third degree
5. A Journey Through the Three Degrees - A recapitulation and explanation
6. 'Knowledge of Yourself' - To pass through the darkness visible towards the ineffable and inestimable beyond
7. The Grand Lodge Certificate - The origins, purpose and development
8. The Cable-Tow - An understanding of the use and meaning, both materially and morally
9. The Three Degrees - A journey From 'helpless indigence' to 'holy confidence'
10. Our Obligations - An exploration of the ties that bind
11. The Light from Above – As explored through the third degree
12. The Master - A deeper exploration and its associated symbolism
13. What is a Skirret - The most central and important of the working tools of the Operative Masons
14. The Genuine Secrets - An exploration of the search for self

15. Why we First Travel East then West - The search for enlightenment and self-knowledge through an inner journey
16. 'With the Centre' - An exploration of 'a point from which a Master Mason cannot err'
17. Tracing Boards - Origins and Contents

Quiz (1)

1. Interactive Quiz

Module 5. Installed Master

Nuggets (4)

1. The Master's Gavel – a ceremonial version of a working tool
2. The Office of Master - An exploration of this office in a wider sense
3. The Master's Jewel - An explanation as to why the square is a fitting emblem
4. The Past Master's Jewel - An exploration, part historical and part philosophical

Paper (1)

1. Appointing Officers - As per the Book of Constitutions

Module 6. Royal Arch

Nuggets (35)

1. Zerububabel - His significance in the Royal Arch degree
2. The Four Principal Banners - An explanation
3. The Great and Lesser Sanhedrin - An exploration of the origins, functions, and practices
4. Scribes Ezra and Nehemiah - Biographies with references to their 'books'
5. The Tau and Triple Tau - An exploration of the origins, associations and misconceptions
6. Left Hand Rather than Right - The origin behind this usage
7. An Explanation for a New Companion - Chapter roles, layout and Royal Arch progression from Craft
8. The word 'Tau' - Its derivation and meaning
9. The 'Double-Cube' - A description which resolves the confusion between pedestal and altar
10. A 'Companion' - A short explanation of the origin of the word
11. The 'Grand Originals' - A commemoration, discussing the way they link the past with the present and shape our future
12. The Three Sojourners - Why they considered 'any position' was 'an honour conferred'
13. The Julian Legend and the Sojourners- The possible source of the story of the Sojourners in the Holy Royal Arch
14. The Ark of the Covenant - What happened to it?

15. Jehoiachin - An introduction to this character
16. Cyrus - Why he facilitated the return of the Jews from their Babylonish captivity
17. Darius - The puzzle he set for his bodyguards
18. Haggai - A short biography
19. Joshua - A short biography
20. Nehemiah - A short biography of the scribe
21. Ezra - A short biography of the scribe
22. The Sojourners' Story - An explanation of why they were content to carry out humble work
23. Colours - Their origin as used in the Holy Royal Arch
24. Completing the Craft Talk 1 – Allegory and ritual – An introduction to twelve short talks for Craft lodges regarding Royal Arch Chapters
25. Completing the Craft Talk 2 – Not about Politics
26. Completing the Craft Talk 3 – The Cable Tow
27. Completing the Craft Talk 4 – Kneeling
28. Completing the Craft Talk 5 – Membership & passing the chair
29. Completing the Craft Talk Six – Change for the better
30. Completing the Craft Talk Seven – Egypt and the Royal Arch
31. Completing the Craft Talk Eight – Telling stories
32. Completing the Craft Talk Nine –Four banners
33. Completing the Craft Talk Ten - Wine, women and king
34. Completing the Craft Talk Eleven - Chapter key
35. What makes life worthwhile – Relationships?

Papers (39)

1. A Historical Perspective upon the HRA - How the fourth-degree became the Order of Holy Royal Arch
2. Origin and Development of the Holy Royal Arch
3. 'Great Sanhedrin' or 'Grand Sanhedrin'? - What should ritual refer to
4. The Siege of Jerusalem and the Destruction of King Solomon's Temple
5. Royal Arch Regalia - History and symbolism the apron, sash and jewel
6. The Formation of the Supreme Grand Chapter
7. Is the Holy Royal Arch Degree is a Degree or an Order - A continuing discussion
8. The Holy Royal Arch; Degree or Order? - ongoing debate
9. The Great and Lesser Sanhedrin - Exploration of the origins, functions, and practices
10. Early Royal Arch Ritual - A description of 18th century workings
11. The Place of The Royal Arch in English Masonry
12. The Royal Arch Ceremony - A morality play
13. Royal Arch - Biblical history
14. Origins of the Royal Arch - From its the early days and the joining together of two legends
15. Scribes Ezra and Nehemiah - Their Biographies

16. The Royal Arch Ceremony and Certificate - An explanatory overview
17. Chapter Furnishings - An explanation of eighteen items
18. Christian Legacy in the Royal Arch - Examination of the overt Christian references that once and still feature in Ritual
19. Sojourners' Return - A history of the Jews forming the background to the Royal Arch exaltation ceremony
20. Royal Arch Symbolism - Explanation of the Christian symbolism within the Royal Arch chest jewel
21. Joshua - Spiritual Leader
22. From darkness to light - The moving climax to a inspiring journey
23. Nehemiah - Patriot
24. Ezra - Restorer of the Law and Temple
25. Self-knowledge - A search for enlightenment
26. Banners and Ensigns - Rallying Point for the Tribes
27. Pedestal or Altar - Centrepiece of the Chapter
28. Haggai - Scribe in the first Sanhedrin
29. Zerubbabel - Prince of the People
30. Triple Tau - Origins and associations
31. Journey through the Wilderness - Why forty years?
32. Royal Arch Jewel
33. Three Grand Originals - Solomon, Hiram and Hiram Abiff
34. Exaltation Overview
35. The Royal Arch the Craft

36. Platonic Bodies - Linking the Royal Arch to Great Philosophers
37. Royal Arch Ceremony Commentary
38. From Babylon
39. Ceremony of Exaltation

Quiz (1)

1. Royal Arch Quiz

Module 7. Masonic History

Nuggets (14)

1. Provinces - Their origins, structure and relationship with the United Grand Lodge of England
2. Music in our Lodges - From early to modern times
3. The Red Apron - The origin, function and development of the Grand Stewards Lodge
4. The 'Lodge Board' - An examination of its origins and development
5. The Triangle - A form replicated by the way in which the Master and Wardens sit
6. Anno Lucis - a brief explanation of the origins of Masonic Time

7. The Arms of the United Grand Lodge of England - The components and their origins
8. Our ritual - The evidence surrounding its origins
9. The Trowel - A changing symbol over time
10. The Mosaic Pavement - Its symbols and meaning
11. The Arms of the United Grand Lodge of England
12. Origins of the ritual
13. From Time Immemorial
14. Operative Speculative Masons

Papers (17)

1. Origins and Development of Masonic Ritual
2. The Origins of The Lodge - Includes a description of its key officers
3. History of Freemasonry - An investigation from its operative beginnings to the 18th century
4. The formation of eight 'Grand Lodges' - An investigation
5. The Installation Ceremony - A background and history of events
6. John Theophilus Desaguliers - A short biography
7. Freemasonry - A brief history
8. Authors of our Ritual - An attempt to trace the original creators
9. Links between Freemasonry and Sport
10. The Premier and Antients' Grand Lodges and their Unification in 1813

11. Robert Burns - His career and poetry
12. 'Rabbie Burns' - The life, loves, poems and Masonic history
13. King Solomon's Temple - The building and features based upon biblical sources
14. The Geneva Bible - It had a great impact upon 17th and 18th century Freemasonry
15. Tracing Boards - Origins and Contents
16. Masonic Apron - Orders of Chivalry
17. Where did we get our clothing from

Audio (1)

1. Masonic Fire - Its origins and practice




Module 8.Lodge Matters

Nuggets (14)

1. A 'Regular Lodge' - 'Duly constituted', 'regularly assembled' and & 'properly dedicated'.
2. The Director of Ceremonies - A homily on the role
3. Charitable Giving – An explanation of the rules around the giving of Alms
4. An 'Honorary Member' - The pros and cons associated with making a member honorary
5. The Limits upon the Master's Power - The need for consensus
6. The Toast to 'Absent Brethren' - Its timing and content
7. Masonic Dress - Some sartorial advice
8. Poem - A short poem with which to close the lodge
9. Ducks Quack Eagles Soar
10. Trust
11. Closing Poem
12. Christmas Story
13. Calling On and Off and the Use of the Columns
14. Yabuts

Papers (8)

1. A Tutorial for the Master and his Officers - Providing advice and guidance
2. Reintroducing Learning and Development into Lodge Life - The rationale
3. Delivery of Toasts at the Festive Board - Masonic 'Fire' and general decorum
4. The Numbering of Lodges - From the Antient and Moderns to the present day
5. Masonic Aprons - A history from its operative beginnings to the present time
6. Learning Masonic Ritual - A guide to assist the newly raised master mason
7. The Good Book
8. Why we attend the Lodge



The screenshot shows the Solomon website interface. At the top left is a blue circular logo with a white diamond shape. In the center, the text reads "Solomon" in a large blue font, with "Fostering Curiosity - Developing Understanding" in a smaller blue font below it. To the right is a red circular logo with a white triangle. Below this is a blue banner with the text "Your Journey of Masonic Learning and Development" and "For members of the United Grand Lodge of England" in white. The main navigation bar is dark blue and contains a search box with the word "Search" inside, a user profile for "Stewart Cranage", and a dropdown arrow. Below the navigation bar, the text "I want to..." is followed by three image-based buttons: "Seek & Learn" (showing a man looking at a tablet), "Share & Encourage" (showing two men in a room), and "Support & Promote" (showing a table with Masonic symbols). At the bottom center is a large blue circular logo with a white diamond shape.

Stewart Cranage
Provincial Grand Mentor
07955 603492
mentor@provinceofwestlancs.org



West Lancashire Freemasons

PROVINCIAL GRAND LODGE OF WEST LANCASHIRE

“Furthering your Masonic education through mentoring”