



# GARDEN PRODUCTS

2017



INSPIRATION FOR YOUR GARDEN

# WELCOME TO OUR RANGE OF GARDEN PRODUCTS FOR 2017


**"KDM's aim is to offer exclusive and original products that meet the very highest standards of timber manufacturing. We are committed to providing our customers the ultimate in quality products, unrivalled service and value for money."**



**PANELS**



**GATES**



**GARDEN FURNITURE**



**DECORATIVE LATTICE**



**BORDER & DECK PANELS**



**ARBOURS & ARCHES**



**DECKING & ACCESSORIES**

We are proud of our exceptional and inspiring range – from planed lattice top panels, garden furniture, decking, pergolas, arches and decorative lattice designs, to the essential panels and gates.

For the 2017 season KDM have made some important additions enhancing our reputation as the leading supplier of outdoor added value timber products. The focus of our product range is to provide variety and options to suit all tastes and budgets.

Whilst developing our outdoor timber products range we have remained true to our core values of building successful and sustainable business partnerships from producer to end user. To reinforce our commitment to the environment we hold FSC® and PEFC Chain of Custody Certification.

We pride ourselves on our quality, range of product groups, stock holding, distribution facilities and offering a prompt delivery service throughout the UK and Ireland. In line with new industry and treatment standards, for in-ground contact products, all of KDM's Fencing Posts, Slotted Posts, Newels and some Arbour and Arch Posts are produced from Redwood only, cut 2/4ex log, kiln dried to 18-28% moisture content and pressure treated to Use Class 4.

All of KDM's imported products are manufactured from selected softwood, stainless steel fixings and treated with a high quality preservative. With the exception of our Willow and Hazel panels all our products are supplied pressure treated with a light green preservative to enhance the decorative style and protect the timber from insect infestation, fungal decay and rot. The treatment colour may vary depending on timber species and chemicals. The light green colour will fade as the timber is exposed to weather conditions and further staining will be required to enhance the products appearance.

To maintain the company's policy of continuous product development we reserve the right to change and improve specifications. As with all natural timber products they will be subject to movement and deterioration as they season. This may become evident with shakes, splits and warping. Timber is a natural product and these are not considered to be a fault or defect.



'The global benchmark for responsible forest management' The FSC® logo identifies products which contain wood from well managed forests certified in accordance with the rules of the Forest Stewardship Council®.

Buying products identified with either schemes logo helps support the growth of responsible forest management worldwide.

The PEFC logo identifies products which contain wood from well managed forests certified in accordance with the rules of the Programme for the Endorsement of Forest Certification Schemes.

# CONTENTS

## FENCE PANELS, POSTS & ACCESSORIES

See pages 6-23 for our full range



- Venetian
- Tongue & Groove Lattice Top
- Omega Lattice Top
- Omega Wing
- Arched Lattice Top
- Concave Lattice Top
- Arched Horizontal
- Horizontal Lattice Top
- 'V' Arched & 'V' Arched Window
- Square Horizontal
- Elite Slatted Top
- Omega Lattice
- Featheredge
- Double Sided Paling
- Hazel & Willow Hurdles
- Fence Posts & Gravel Boards
- Balls, Acorns and Post Caps



## GATES

See pages 24-28 for our full range



- Elite Slatted Top
- Horizontal
- Arched Lattice Top
- 'V' Arched
- Tongue & Groove
- Featheredge
- Garden
- Picket



## DECK BOARDS & DECKING ACCESSORIES

See page 29 for our full range



- Newels
- Spindles
- Handrails & Fillet
- Decking Boards



## BORDER & DECK PANELS

See pages 30-31 for our full range



- Elite Cross Top
- Cross Top
- Omega Border
- Stop Chamfered Spindle
- Colonial Spindle



# CONTENTS

## DECORATIVE LATTICE



- Diamond Lattice
- Privacy Lattice
- Heavy Diamond Lattice
- Planed Square Trellis

*See pages 32-35 for our full range*



## PICKET PANELS, GATES & COMPONENTS



- Panels
- Gates
- Components

*See pages 36-38 for our full range*



## ARBOURS, ARCHES & PERGOLA COMPONENTS



- Arbours
- Arches
- Pergola Components

*See pages 39-42 for our full range*



## GARDEN FURNITURE



- Benches
- Swing Seat
- Dining Sets
- Round Table & Bench Seats
- 'A' Frame Tables

*See pages 43-47 for our full range*



## LANDSCAPING & GARDENING PRODUCTS



- Sleepers
- Machine Full and Half Rounds
- Planters
- Log Roll
- Double Dustbin Cover
- Log Store
- Fire Logs

*See pages 48-51 for our full range*



# FENCE PANELS, POSTS & ACCESSORIES



**2 WIDTH  
OPTIONS**

**VENETIAN**

*page 8*



**3 HEIGHT  
OPTIONS**

**TONGUE & GROOVE LATTICE TOP**

*page 8-9*



**4 HEIGHT  
OPTIONS**

**OMEGA LATTICE TOP**

*page 10-11*



**ARCHED LATTICE TOP**

*page 12*



**CONCAVE LATTICE TOP**

*page 12*



**ARCHED HORIZONTAL**

*page 12*



**3 HEIGHT  
OPTIONS**

**HORIZONTAL LATTICE TOP**

*page 13*



**4 HEIGHT  
OPTIONS**

**'V' ARCHED & 'V' ARCHED WINDOW**

*page 14-15*

All panel and gate measurements appear in metric and are shown in height x width (from the highest point). We recommend all panels are slightly raised off the ground and where appropriate drainage holes are made in the bottom of the framing. Other height options are available on request.

# FENCE PANELS, POSTS & ACCESSORIES



**4 HEIGHT  
OPTIONS**

**SQUARE HORIZONTAL**

*page 16-17*



**ELITE SLATTED TOP**

*page 18*



**OMEGA LATTICE**

*page 18*



**5 HEIGHT  
OPTIONS**

**FEATHEREDGE**

*page 19*



**3 HEIGHT  
OPTIONS**

**DOUBLE SIDED PALING**

*page 20*



**4 HEIGHT  
OPTIONS**

**HAZEL HURDLES**

*page 21*



**2 HEIGHT  
OPTIONS**

**WILLOW HURDLES**

*page 21*



**PRESSURE  
TREATED TO  
USE CLASS 4**

**PLANED & RIBBED PINE POSTS  
AND ACCESSORIES**

*page 22-23*

# FENCE PANELS, POSTS & ACCESSORIES



## VENETIAN

### Sizes

180cm x 180cm  
180cm x 90cm

### Order Code

VP180  
VP90



## TONGUE & GROOVE LATTICE TOP

### Size

180cm x 180cm

### Order Code

TGLT180

Lattice = 8mm x 40mm, Planed and Rounded Edges, Inside Gap = 50mm  
Framing = 45mm x 70mm, Planed and Rounded Edges



# FENCE PANELS, POSTS & ACCESSORIES



**NEW**

## TONGUE & GROOVE LATTICE TOP

<i>Size</i>	<i>Order Code</i>
150cm x 180cm	TGLT150



**NEW**

## TONGUE & GROOVE LATTICE TOP

<i>Size</i>	<i>Order Code</i>
120cm x 180cm	TGLT120

Lattice = 8mm x 40mm, Planed and Rounded Edges, Inside Gap = 50mm  
Framing = 45mm x 70mm, Planed and Rounded Edges



# FENCE PANELS, POSTS & ACCESSORIES

**BEST  
SELLER**



## OMEGA LATTICE TOP

<i>Size</i>	<i>Order Code</i>
180cm x 180cm	OLT180

<b>OMEGA WING</b> ( <i>inset</i> )	
160cm x 90cm	OW160



## OMEGA LATTICE TOP

<i>Size</i>	<i>Order Code</i>
90cm x 180cm	OLT90

# FENCE PANELS, POSTS & ACCESSORIES



## OMEGA LATTICE TOP

<i>Size</i>	<i>Order Code</i>
120cm x 180cm	OLT120



## OMEGA LATTICE TOP

<i>Size</i>	<i>Order Code</i>
150cm x 180cm	OLT150

Image includes planed gravel boards. See Page 23 for more details.  
Lattice = 12mm x 30mm, Planed and Rounded Edges, Inside Gap = 50mm



# FENCE PANELS, POSTS & ACCESSORIES



## ARCHED LATTICE TOP

<i>Size</i>	<i>Order Code</i>
180cm x 180cm	ALT180

## CONCAVE LATTICE TOP *(inset)*

157cm x 180cm	CLT180
---------------	--------

Lattice = 12mm x 30mm, Planed and Rounded Edges, Inside Gap = 50mm



## ARCHED HORIZONTAL

<i>Size</i>	<i>Order Code</i>
180cm x 180cm	AH180

# FENCE PANELS, POSTS & ACCESSORIES



## HORIZONTAL LATTICE TOP

<i>Size</i>	<i>Order Code</i>
180cm x 180cm	HLT180



## HORIZONTAL LATTICE TOP

<i>Size</i>	<i>Order Code</i>
150cm x 180cm	HLT150



## HORIZONTAL LATTICE TOP

<i>Size</i>	<i>Order Code</i>
120cm x 180cm	HLT120

Lattice = 12mm x 30mm, Planed and Rounded Edges, Inside Gap = 50mm



# FENCE PANELS, POSTS & ACCESSORIES



## 'V' ARCHED

*Size* *Order Code*

180cm x 180cm VA180

## 'V' ARCHED WINDOW (inset)

180cm x 180cm VAW180



## 'V' ARCHED

*Size* *Order Code*

150cm x 180cm VA150

# FENCE PANELS, POSTS & ACCESSORIES



## 'V' ARCHED

*Size*

120cm x 180cm

*Order Code*

VA120



## 'V' ARCHED

*Size*

90cm x 180cm

*Order Code*

VA90



# FENCE PANELS, POSTS & ACCESSORIES



## SQUARE HORIZONTAL

*Size*

180cm x 180cm

*Order Code*

SH180



## SQUARE HORIZONTAL

*Size*

150cm x 180cm

*Order Code*

SH150



# FENCE PANELS, POSTS & ACCESSORIES



## SQUARE HORIZONTAL

<i>Size</i>	<i>Order Code</i>
120cm x 180cm	SH120



## SQUARE HORIZONTAL

<i>Size</i>	<i>Order Code</i>
90cm x 180cm	SH90



# FENCE PANELS, POSTS & ACCESSORIES



## ELITE SLATTED TOP

*Sizes*

180cm x 180cm

Framing size: 45mm x 70mm  
Smooth planed slats.

*Order Code*

EST180



## OMEGA LATTICE

*Size*

180cm x 180cm

*Order Code*

OL180

# FENCE PANELS, POSTS & ACCESSORIES



2 COLOUR  
OPTIONS

## FEATHEREDGE

Size	Order Code
180cm x 183cm	FEP180G (Green)
	FEP180B (Brown)



2 COLOUR  
OPTIONS

## FEATHEREDGE

Sizes	Order Code
165cm x 183cm	FEP165G (Green)
	FEP165B (Brown)
150cm x 183cm	FEP150G (Green)
	FEP150B (Brown)



2 COLOUR  
OPTIONS

## FEATHEREDGE

Sizes	Order Code
120cm x 183cm	FEP120G (Green)
	FEP120B (Brown)
90cm x 183cm	FEP90G (Green)
	FEP90B (Brown)

Board = 2ex 22mm x 125mm, Fully Framed = 32mm x 47mm battens  
 All our Featheredge panels are constructed with 1/2 lapped framing joints.  
 Green/Brown pressure treated.



# FENCE PANELS, POSTS & ACCESSORIES



## DOUBLE SIDED PALING

*Size*

180cm x 183cm

*Order Code*

DSP180



## DOUBLE SIDED PALING

*Size*

150cm x 183cm

*Order Code*

DSP150



## DOUBLE SIDED PALING

*Size*

120cm x 183cm

*Order Code*

DSP120

# FENCE PANELS, POSTS & ACCESSORIES



## HAZEL HURDLE

*Sizes*

180cm x 180cm

150cm x 180cm

120cm x 180cm

90cm x 180cm

*Order Code*

HH180

HH150

HH120

HH90



## WILLOW HURDLE

*Sizes*

180cm x 180cm

150cm x 180cm

120cm x 180cm

90cm x 180cm

*Order Code*

WH180

Special Order only

Special Order only

WH90

# FENCE PANELS, POSTS & ACCESSORIES

At KDM, we are very conscious of our economic and environmental responsibilities and believe the Use Class 4 treatment on all our posts will save the customer financially and have a reduced impact on the environment. They are all produced from pine, dried to 28% moisture content or below prior to treatment, treated under pressure with the correct preservative solutions and labelled for traceability. All of which ensures a longer life expectancy.



## PLANED & RIBBED PINE POSTS 4 way rounded top

<i>Size – 2/4 ex log</i>	<i>Order Code</i>
100mm x 100mm x 1.8m PAR to finish 90mm x 90mm	P100 - 1.8
100mm x 100mm x 2.4m PAR to finish 90mm x 90mm	P100 - 2.4
100mm x 100mm x 2.7m PAR to finish 90mm x 90mm	P100 - 2.7
75mm x 75mm x 1.8m PAR to finish 70mm x 70mm	P75 - 1.8
75mm x 75mm x 2.4m PAR to finish 70mm x 70mm	P75 - 2.4



## PLANED & RIBBED PINE H POST Square both ends

<i>Size – 2/4 ex log</i>	<i>Order Code</i>
100mm x 100mm x 2.4m PAR to finish 90mm x 90mm	H100 - 2.4



## SMOOTH PLANED PINE POST 2 way rounded top

<i>Size – 2/4 ex log</i>	<i>Order Code</i>
100mm x 100mm x 1.35m PAR to finish 90mm x 90mm	P100 - 1.35

Ideally suited to KDM's border, picket and decking products.



All Ribbed & Smooth Planed posts treated to Use Class 4 are individually marked and carry a 10 year warranty.

We recommend all posts are annually retreated at ground level to maintain the product and protect the timber against fungal and insect attack.

# FENCE PANELS, POSTS & ACCESSORIES



## BALL

Sizes	Order Code
75mm	B75
100mm	B100



## ACORN

Sizes	Order Code
75mm	A75
100mm	A100



## POST CAP\*

Sizes	Order Code
90mm x 90mm	PC1
90mm x 120mm	PC2
120mm x 120mm	PC3



## REPAIR KIT FRAMING\*

Profile	Order Code
Single groove <i>for V Arched and HDL products</i>	RK-SGF
Double groove <i>for all Horizontal Slat Panels</i>	RK-DGF



## REPAIR KIT SLATS\*

Size	Order Code
9mm x 95mm x 1.8m	RK-Slats
<i>Ribbed</i>	



## PANEL EXTENSION KIT\*

Size	Order Code
14mm x 44mm x 1.8m	PEK
<i>Planed Smooth</i>	



## PLANED PINE GRAVEL BOARD\*

Size	Order Code
50mm x 150mm x 1.8m	GB18
<i>Planed all round 45mm x 145mm</i>	

\* denotes FSC



# EUROPEAN GATES



**ELITE SLATTED TOP**

*Size* 180cm x 90cm  
*Order Code* ESTG180



**SQUARE HORIZONTAL**

*Size* 180cm x 90cm  
*Order Code* SHG180



**NEW**

**HORIZONTAL LATTICE TOP**

*Size* 180cm x 90cm  
*Order Code* HLTG180



All gates feature inbuilt handle support



**WE RECOMMEND SUBSTANTIAL HINGES ARE USED WHEN HANGING THE FLAT TOP GATES**



**ARCHED HORIZONTAL**

*Size* 180cm x 90cm  
*Order Code* AHG180



**ARCHED LATTICE TOP**

*Size* 180cm x 90cm  
*Order Code* ALTG180



**'V' ARCHED**

*Size* 180cm x 90cm  
*Order Code* VAG180





# TONGUE & GROOVE GATES



## ELITE TONGUE & GROOVE\*

*Size* \_\_\_\_\_ *Order Code* \_\_\_\_\_

175cm x 90cm                      ETG180

*Planed framing, fully framed, ledged and braced. Includes capping.*



## TONGUE & GROOVE

*Size* \_\_\_\_\_ *Order Code* \_\_\_\_\_

180cm x 90cm                      TG180



## FLAT TONGUE & GROOVE\*

*Size* \_\_\_\_\_ *Order Code* \_\_\_\_\_

180cm x 90cm                      FTG180

\* denotes FSC



# FEATHEREDGE GATES



## ELITE FEATHEREDGE BROWN

*Size* Order Code

175cm x 90cm FEG180PB

*Planed framing, fully framed, ledged and braced. Includes capping.*



## ELITE FEATHEREDGE GREEN

*Size* Order Code

175cm x 90cm FEG180PG

*Planed framing, fully framed, ledged and braced. Includes capping.*



## FEATHEREDGE GATE

*Size* Order Code

175cm x 90cm (Brown) FEG180SB

175cm x 90cm (Green) FEG180SG

*Sawn framing, fully framed, ledged and braced.*



# GARDEN GATES



## SMOOTH PLANED PINE POST\* 2 way rounded top

<i>Size – 2/4 ex log</i>	<i>Order Code</i>
100mm x 100mm x 1.35m PAR to finish 90mm x 90mm	P100 - 1.35

Ideally suited to our garden and picket gates.

## REGENCY

<i>Size</i>	<i>Order Code</i>
90cm x 90cm	RG90



## ELITE CROSS TOP\*

<i>Size</i>	<i>Order Code</i>
90cm x 90cm	ECTG90



## CROSS TOP\*

<i>Size</i>	<i>Order Code</i>
90cm x 90cm	CTG90

\* denotes FSC



# PICKET GATES



## PREMIUM PICKET

Size	Order Code
------	------------

90cm x 90cm	PPG90
-------------	-------

*Includes mortice and tenon joints, 70mm x 70mm end supports, planed and chamfered edges.*



## ROUND TOP PICKET

Size	Order Code
------	------------

120cm x 90cm	RTPG120
--------------	---------

90cm x 90cm	RTPG90
-------------	--------



## ELITE ROUND TOP PICKET

Size	Order Code
------	------------

90cm x 90cm	ERTPG90
-------------	---------

# DECK BOARDS & DECKING ACCESSORIES



## NEWELS\*

Size	Order Code
Pyramid Top Newel 83mm x 83mm x 1800mm	PN18
Pyramid Top Newel 83mm x 83mm x 1200mm	PN12
Colonial Newel 83mm x 83mm x 1250mm	CN12



## SPINDLES\*

Size	Order Code
Stop Chamfered Spindle 41mm x 41mm x 895mm	CHS1
Colonial Spindle 41mm x 41mm x 895mm	CS1



## PREMIER HANDRAIL & FILLET\*

Size	Order Code
42mm x 65mm x 3.6m	PHR2
8mm x 40mm x 3.6m	PF2



## HAND RAIL\*

Size	Order Code
30mm x 66mm x 2.4m	HR1



## REDWOOD DECK BOARDS

Size	Order Code
32mm x 125mm	DK32125

Planed to finish 28 x 120mm.  
Lengths 3m to 5.4m.



## REDWOOD DECK BOARDS

Size	Order Code
38mm x 150mm	DK38150

Planed to finish 34 x 145mm.  
Lengths 3m to 5.4m.

**WE SUPPLY A RANGE OF ALTERNATIVE PROFILES AND LENGTH SPECIFICATIONS. PLEASE CALL US WITH YOUR ENQUIRIES.**

\* denotes FSC



# BORDER & DECK PANELS




**GATE TO MATCH**  
SEE PAGE 27

**ELITE CROSS TOP**  
*Size* 90cm x 180cm  
*Order Code* ECT90



**FENCE POSTS**  
SEE PAGE 22



**GATE TO MATCH**  
SEE PAGE 27

**CROSS TOP**  
*Size* 90cm x 180cm  
*Order Code* CT90

# BORDER & DECK PANELS



## OMEGA BORDER

*Size*  
105cm x 180cm

*Order Code*  
OMB105



## STOP CHAMFERED SPINDLE

*Size*  
98cm x 240cm

*Order Code*  
CHS-Panel

## COLONIAL SPINDLE *(inset)*

98cm x 240cm


CS-Panel

# DECORATIVE LATTICE

## DIAMOND LATTICE

Profile	Size	Code
Convex	30cm x 183cm	DT1
Concave	27cm x 183cm	DT2
Omega	30cm x 183cm	DT21
Convex	45cm x 183cm	DT3
Convex	60cm x 183cm	DT5
Rectangle	30cm x 183cm	DT7
Rectangle	45cm x 183cm	DT8
Rectangle	60cm x 183cm	DT9
Rectangle	90cm x 183cm	DT10
Rectangle	120cm x 183cm	DT11
Rectangle	150cm x 183cm	DT12
Rectangle	180cm x 183cm	DT13
Convex	160cm x 183cm	DT14
Concave	157cm x 183cm	DT15
Corner	45cm x 45cm	DT20

Measurements are shoulder heights x width.  
 +/- 11cm for Arch/Concave measurements  
 +/- 20cm for DT14 & DT15



Planed all round with rounded corners  
 Framing = 30mm x 30mm  
 Framing = 45mm x 45mm (DT13 / DT14 / DT15)  
 Lattice Width = 20mm  
 Lattice Thickness = 8mm  
 Lattice Gaps from Inside Edges = 40mm



DT14 Convex  
 DT15 Concave

DT12






# DECORATIVE LATTICE

## PRIVACY LATTICE


*Profile      Size      Code*

Convex	30cm x 183cm	PL1
Omega	30cm x 183cm	PL21
Convex	45cm x 183cm	PL3
Rectangle	30cm x 183cm	PL7
Rectangle	45cm x 183cm	PL8
Rectangle	60cm x 183cm	PL9
Rectangle	90cm x 183cm	PL10
Rectangle	120cm x 183cm	PL11
Rectangle	150cm x 183cm	PL12
Rectangle	180cm x 183cm	PL13

*Measurements are shoulder heights x width.  
+/- 11cm for Arch/Concave measurements*



*Planed all round with rounded corners  
Framing = 35mm x 30mm  
Framing = 45mm x 45mm (PL13)  
Lattice Width = 20mm  
Lattice Thickness = 8mm  
Lattice Gaps from Inside Edges = 20mm*



# DECORATIVE LATTICE



HDL1



HDL3



HDL5




HDL7

## HEAVY DIAMOND LATTICE

Profile	Size	Code
Convex	30cm x 180cm	HDL1
Convex	45cm x 180cm	HDL3
Convex	60cm x 180cm	HDL5
Rectangle	30cm x 180cm	HDL7
Rectangle	45cm x 180cm	HDL8
Rectangle	60cm x 180cm	HDL9
Rectangle	90cm x 180cm	HDL10
Rectangle	120cm x 180cm	HDL11
Rectangle	150cm x 180cm	HDL12
Square	180cm x 180cm	HDL13

Measurements are shoulder heights x width.  
+ 20cm for top of Arch measurements



Planed all round with rounded corners  
Framing = 45mm x 45mm  
Lattice Width = 40mm  
Lattice Thickness = 8mm  
Lattice Gaps from Inside Edges = 70mm




HDL8




HDL9



HDL10



HDL11



HDL12



HDL13



# DECORATIVE LATTICE

## PLANED SQUARE TRELLIS


Profile	Size	Code
Rectangle	30cm x 183cm	ST7
Rectangle	45cm x 183cm	ST8
Rectangle	60cm x 183cm	ST9
Rectangle	90cm x 183cm	ST10
Rectangle	120cm x 183cm	ST11
Rectangle	150cm x 183cm	ST12
Square	180cm x 183cm	ST13




ST7



ST8




ST10




ST9



*Planed all round with rounded corners*  
*Trellis Width = 30mm*  
*Trellis Thickness = 10mm*  
*Trellis Gap from inside edges = 50mm*



ST11



ST12



ST13

# PICKET PANELS, GATES & COMPONENTS



Ideally suited to all 90cm panels and gates.

**FENCE POSTS**  
SEE PAGE 22

## ROUND TOP PICKET PANEL & GATE

<i>Size</i>	<i>Order Code</i>
Panel 90cm x 183cm	RTP90
Gate 90cm x 90cm	RTPG90

Smooth Planed Boards & Rails, Boards = 19mm x 70mm, Gaps = 70mm



## ROUND TOP PICKET PANEL & GATE

<i>Size</i>	<i>Order Code</i>
Panel 120cm x 183cm	RTP120
Gate 120cm x 90cm	RTPG120

Smooth Planed Boards & Rails, Boards = 19mm x 70mm, Gaps = 70mm



# PICKET PANELS, GATES & COMPONENTS



## ELITE ROUND TOP PICKET PANEL & GATE

*Size*

*Order Code*

Panel 90cm x 183cm

ERTP90

Gate 90cm x 90cm

ERTPG90

Smooth Planed with Rounded Edges, Boards = 25mm x 75mm, Gaps = 45mm



## PREMIUM PICKET GATE

*Size*

*Order Code*

90cm x 90cm

PPG90

*Includes mortice and tenon joints, 70mm x 70mm end supports, planed and chamfered edges.*



# PICKET PANELS, GATES & COMPONENTS



## SMOOTH PLANED PINE POST 2 way rounded top

<i>Size - 2/4ex log</i>	<i>Order Code</i>
100mm x 100mm x 1.35m	P100-1.35
PAR to finish 90mm x 90mm	



## PLANED BACK RAIL

<i>Size</i>	<i>Order Code</i>
30mm x 70mm x 1.830m	AR1830



## PLANED, ROUND TOP PICKET BOARDS

<i>Sizes</i>	<i>Order Code</i>
19mm x 70mm x 0.9m	PB900RND
19mm x 70mm x 1.2m	PB1200RND



## PLANED, POINTED TOP PICKET BOARDS

<i>Sizes</i>	<i>Order Code</i>
19mm x 70mm x 0.9m	PB900PTD
19mm x 70mm x 1.2m	PB1200PTD

Other sizes and specifications are available on request.

# ARBOURS, ARCHES & PERGOLA COMPONENTS



## APEX ARBOUR

*Size*

*Order Code*

D60cm x W150cm x H250cm

AA1



## CORNER ARBOUR

*Size*

*Order Code*

D75cm x W150cm x H220cm


CA1

**ALL ARBOUR, ARCH AND PERGOLA POSTS  
ARE PRESSURE TREATED TO USE CLASS 4**

Height measurements are prior to in-ground placement




# ARBOURS, ARCHES & PERGOLA COMPONENTS



## OMEGA TOP ARCH

Size	Order Code
D60cm x W125cm <sup>†</sup> x H260cm	OTA1

<sup>†</sup> width not fixed




## OMEGA TOP ARCH WITH SEAT

Size	Order Code
D60cm x W125cm x H260cm	OTAS1



## ELITE OMEGA TOP ARCH

Size	Order Code
D75cm x W130cm x H260cm	EOTA2



## FLAT TOP ARCH

Size	Order Code
D60cm x W125cm x H240cm	FTA1



# ARBOURS, ARCHES & PERGOLA COMPONENTS



## ROSE ARCH\*

Size	Order Code
D40cm x W100cm x H280cm	RA1



## RUSTIC ARCH

Size	Order Code
D60cm x W150cm x H280cm	RA2

Height measurements are prior to in-ground placement.



**DT20**  
SEE PAGE 32

## PERGOLA COMPONENTS\*

Sizes	Order Code
Slotted Posts 100mm x 100mm x 2.7m nominal PAR	SP
Angled Pergola Rail 50mm x 100mm x 2.1m nominal PAR	PR1
50mm x 100mm x 2.7m nominal PAR	PR2
50mm x 100mm x 3.6m nominal PAR	PR3
Corner Bracing 50mm x 100mm x 650m	CB1 <b>NEW</b>



**ALL PERGOLA COMPONENTS ARE SOLD INDEPENDENTLY**

All pergola rails are smooth planed but not notched.

\* denotes FSC





# GARDEN FURNITURE



**NEW**

## TUDOR BENCH

<i>Size</i>	<i>Order Code</i>
180cm	TB180



## BENCH

<i>Size</i>	<i>Order Code</i>
120cm	B120
150cm	B150
180cm	B180



## BENCH WITH DRINKS REST

<i>Size</i>	<i>Order Code</i>
180cm	B180DR

Drinks rest folds flat



# GARDEN FURNITURE



**OAK BENCH**

<i>Size</i>	<i>Order Code</i>
150cm	OB150



**TOP & BOTTOM SHELF FOR CARVER\***

<i>Size</i>	<i>Order Code</i>
Carver – 70cm	C70
Shelves	TBS



**CARVER & CONVERSATION TABLE\***

<i>Size</i>	<i>Order Code</i>
Carver – 70cm	C70
50cm x 50cm	CT50



**SWING SEAT\***

<i>Size</i>	<i>Order Code</i>
D170cm x W210cm x H190cm	SWS1
Seat W140cm	



\* denotes FSC

# GARDEN FURNITURE



## COUNTRY STYLE DINING SET

<i>Size</i>	<i>Order Code</i>
Table – W90cm x H70cm x L180cm	CST180
Bench – 170cm	CSB170
Chair – 50cm	CSC50



## GARDEN DINING SET

<i>Size</i>	<i>Order Code</i>
Table – W76cm x H75cm x L150cm	GT150
Bench – 150cm	B150
Carver – 70cm	C70



**NEW**

## PATIO DINING SET

<i>Size</i>	<i>Order Code</i>
Table – W75cm x H75cm x L150cm	PDS
Bench – W37cm x H50cm x L140cm	



# GARDEN FURNITURE



## ELITE ROUND TABLE & BENCH SEAT

<i>Size</i>	<i>Order Code</i>
Table Top Diameter = 130cm	ERBS
Overall Diameter = 210cm	
Table & Seat Bench Boards = 38mm x 140mm	



## ROUND TABLE & BENCH SEAT

<i>Size</i>	<i>Order Code</i>
Table Top Diameter = 116cm	RBS
Overall Diameter = 194cm	
Table & Seat Bench Boards = 38mm x 140mm	

# GARDEN FURNITURE



**STANDARD 'A' FRAME TABLE**

<i>Size</i>	<i>Order Code</i>
Table top = 70cm x 150cm	SPB150
Overall size = 150cm x 150cm	
Table and seat bench boards = 30mm x 85mm	



**STANDARD 'A' FRAME TABLE**

<i>Size</i>	<i>Order Code</i>
Table top = 75cm x 180cm	SPB180
Overall size = 160cm x 180cm	
Table and seat bench boards = 40mm x 115mm	



**'A' FRAME TABLE**

<i>Size</i>	<i>Order Code</i>
Table top = 72cm x 180cm	PB180
Overall size = 150cm x 180cm	
Table and seat bench boards = 38mm x 140mm	

**'A' FRAME TABLE**

<i>Size</i>	<i>Order Code</i>
Table top = 72cm x 140cm	PB140
Overall size = 150cm x 140cm	
Table and seat bench boards = 38mm x 140mm	



# LANDSCAPING & GARDENING PRODUCTS



## OAK SLEEPERS

<i>Size</i>	<i>Order Code</i>
100mm x 200mm x 2.4m	OS10020024



## SOFTWOOD SLEEPERS

<i>Size</i>	<i>Order Code</i>
100mm x 200mm x 2.4m	S10020024
125mm x 250mm x 2.4m	S12525024



## MACHINE HALF ROUNDS

<i>Size</i>	<i>Order Code</i>
100mm x 3.66m 1/2 RND	HR366



## MACHINE FULL ROUNDS

<i>Size</i>	<i>Order Code</i>
100mm x 3.66m	FR366



# LANDSCAPING & GARDENING PRODUCTS



## PLANTER & TRELLIS

Size	Order Code
153cm x 50cm x 100cm	PT



## SQUARE PLANTER

Sets of 2	Order Code
Medium 50cm x 50cm	SQP
Large 65cm x 65cm	



## HEXAGONAL PLANTER

Sets of 2	Order Code
Medium 34cm x 54cm x 54cm	HP
Large 39cm x 65cm x 65cm	



## ELITE PLANTER

Size	Order Code
50cm x 50cm x 100cm	EP



## RECTANGULAR PLANTER

Sets of 2	Order Code
Medium 29cm x 40cm x 70cm	RP
Large 34cm x 52cm x 82cm	



# LANDSCAPING & GARDENING PRODUCTS



## LOG ROLL

<i>Size</i>	<i>Order Code</i>
Dia 70mm half round	LR150, LR225
Heights 150mm 225mm 300mm 375mm	LR300, LR375
Length 1.8m	



## DOUBLE DUSTBIN COVERS\*

<i>Size</i>	<i>Order Code</i>
W145cm x D86cm x H125/110cm	DDC



## LOG STORE\*

<i>Size</i>	<i>Order Code</i>
W200cm x D90cm x H150/140cm	LS1
Doors (Optional extra)	LSD1



# LANDSCAPING & GARDENING PRODUCTS



## KILN DRIED HARDWOOD FIRE LOGS

<i>Size</i>	<i>Order Code</i>
72 netted bags per pallet	FWNETS

Mixed hardwood, kiln dried to 16-22% moisture content. Split and netted.

## DELIVERY, STOCK HOLDING AND ORDER OPTIONS

We aim to offer our customers complete flexibility and ease of ordering when placing their business with KDM. We are able to achieve this through our extensive stock holding commitments, pack quantity options, product range and distribution facilities.

All products in our brochure are available for order on a pick-a-pack basis either ex-works or through our extensive delivery service throughout the UK. All of which allow our customers to order a complete mix of products on one delivery and minimise their stock holding. Additionally we are able to offer direct loads and special orders from our producers.





Supplying and Building  
**A-Rated** Energy Efficient  
Homes for the Future



For further information please visit  
[www.svenskhomes.co.uk](http://www.svenskhomes.co.uk)



Design: Paul Butler and Esther Féltham  
Photography: David Body  
Print: Swallowtail Print

**KDM**

Timber & Forest Products

SPECIALIST SUPPLIERS TO THE TRADE

[www.kdm.co.uk](http://www.kdm.co.uk)

DEALER'S STAMP

All products must be ordered through a KDM designated dealer