

VITA  
*Spa* 2018

*vitality  
for life*

[vitaspa.co.uk](http://vitaspa.co.uk)

# VITA *Spa*



For over 30 years, Vita Spa™ has been synonymous with quality, comfort, and innovation. Your new Vita Spa has been created with an amazing array of features:



**REMOTE ACCESS**  
Spa control app

The Vita Spa hot tub control app gives you complete control of your hot tub from anywhere. Control the temperature, change filter cycles or turn on the jets and lights. Available through iTunes, the App Store, or Google Play. Search "Vita Spas - spa control".



**HYDROTHERAPY MASSAGE**  
Performance jets

The combination of heat, buoyancy and massage is called hydrotherapy, and it's at work in a Vita Spa. Hop in, shift gears and just let the world stand still for a while. So much more than just a hot tub, a Vita Spa is like a personal masseuse.



**LED LIGHTING**  
AquaGlo system

AquaGlo Aurora cascades are a true illuminated laminar stream of water providing a soothing visual and sound effect. The Aurora beverage coaster adds to the soothing light show. Diverter valves and air controls are illuminated for easy use at night.



**COMPLETE CONTROL**  
SmartTouch2

Easily control your hot tub with the tap of your finger. This powerful, easy to navigate topside control panel has large animated buttons and will even work when wet, allowing you to change the temperature, adjust lighting or control your massage.



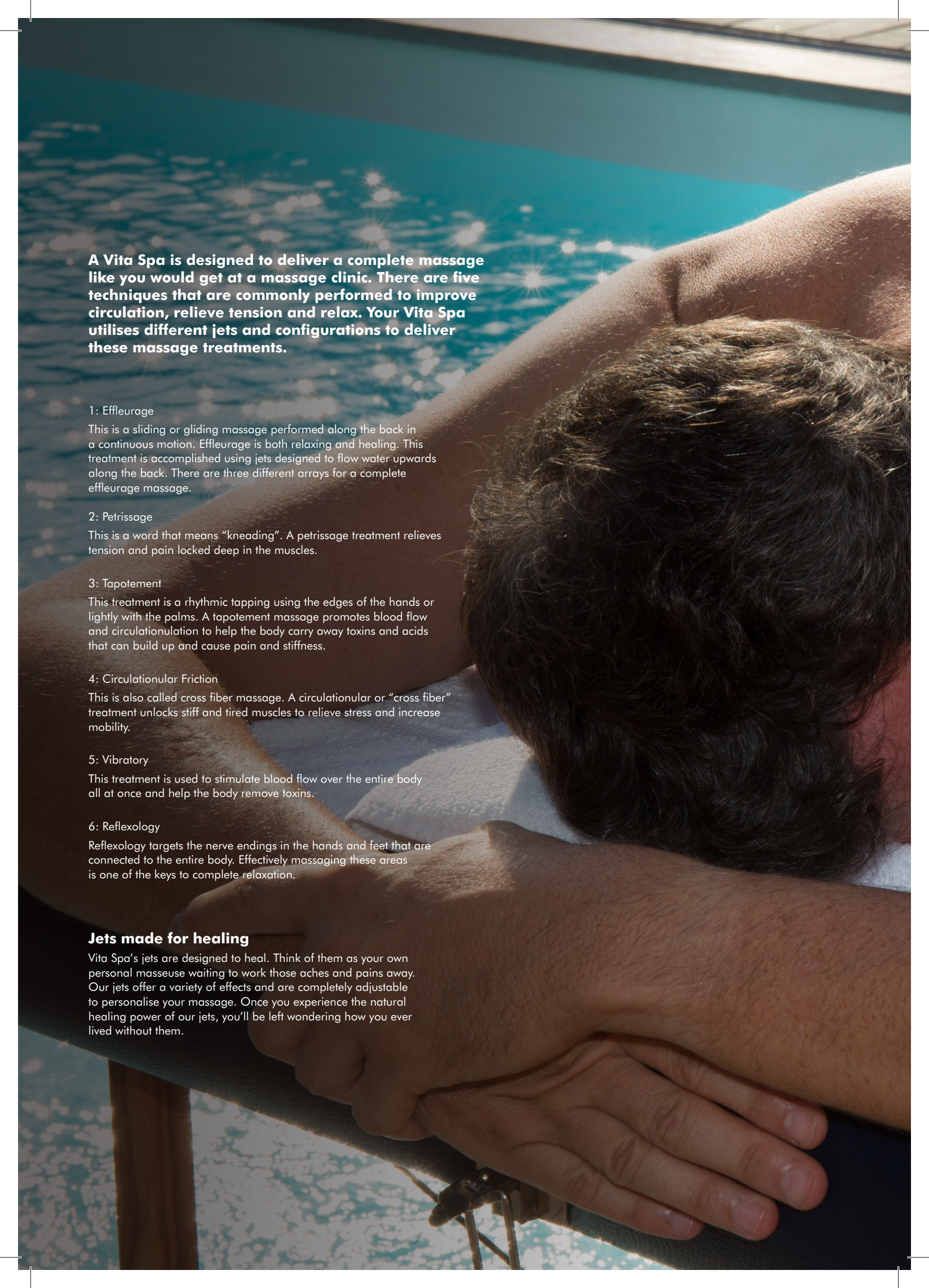
**BLUETOOTH**  
Music system

Bluetooth technology puts the music at your fingertips. Enjoy your favourite artists and playlists anytime with this easy to use music system. Simply sync any Bluetooth compatible device, slip in to the soothing waters and enjoy.



**SOUND SYSTEM**  
Vita Tunes

Our thoughtful amenities and superior options provide a level of luxury and pleasure for every sense. The optional Vita Tunes Music System is both waterproof and corrosion resistant. Our speakers boast a crisp, clear sound for true music fidelity.



**A Vita Spa is designed to deliver a complete massage like you would get at a massage clinic. There are five techniques that are commonly performed to improve circulation, relieve tension and relax. Your Vita Spa utilises different jets and configurations to deliver these massage treatments.**

**1: Effleurage**

This is a sliding or gliding massage performed along the back in a continuous motion. Effleurage is both relaxing and healing. This treatment is accomplished using jets designed to flow water upwards along the back. There are three different arrays for a complete effleurage massage.

**2: Petrissage**

This is a word that means “kneading”. A petrissage treatment relieves tension and pain locked deep in the muscles.

**3: Tapotement**

This treatment is a rhythmic tapping using the edges of the hands or lightly with the palms. A tapotement massage promotes blood flow and circulation to help the body carry away toxins and acids that can build up and cause pain and stiffness.

**4: Circulationular Friction**

This is also called cross fiber massage. A circulationular or “cross fiber” treatment unlocks stiff and tired muscles to relieve stress and increase mobility.

**5: Vibratory**

This treatment is used to stimulate blood flow over the entire body all at once and help the body remove toxins.

**6: Reflexology**



Reflexology targets the nerve endings in the hands and feet that are connected to the entire body. Effectively massaging these areas is one of the keys to complete relaxation.

**Jets made for healing**

Vita Spa’s jets are designed to heal. Think of them as your own personal masseuse waiting to work those aches and pains away. Our jets offer a variety of effects and are completely adjustable to personalise your massage. Once you experience the natural healing power of our jets, you’ll be left wondering how you ever lived without them.







#### WATER PURIFICATION CleanZone®

The CleanZone water purification system is a cartridge oxidizer that generates oxygen and cleans your spa water to automatically maintain healthy, crystal clear water while greatly reducing chemical maintenance.



#### DIRECT DRIVE 56 frame pump

Vita Spa hot tubs utilise Direct Drive 56 frame pumps in all of their 240 Volt models. These are larger and more powerful than the 48 frame motors found in most spas. This eliminates mechanical switches, allowing the pumps to run cooler for a longer and more energy efficient life.



#### TEMPERATURE SENSORS Powerpack platform

The Powerpack with M7 Technology is a revolutionary new hardware /software platform that completely eliminates mechanical sensor switches. The M7 platform features "Smart Sensors" to accurately and reliably measure water temperature.



#### APPLIANCE GRADE™ Factory specification

The steel structure design in Vita Spa hot tubs allows for complete service of the entire structure and all mechanical parts. They can be serviced and put completely back together to factory specifications, we call this feature "Appliance Grade". This is not possible with conventional foam-filled hot tubs as they are extremely hard to service and are typically damaged in the process.



**SUPERIOR QUALITY**  
Steel frame structure

Our steel frame provides greater structural integrity than wood, as well as superior corrosion protection for a much longer life. It will not expand or contract with moisture. The inorganic properties will never rot, warp, split or crack and eliminate worries of animal infestation or termite damage.



**LIFETIME STEEL STRUCTURE WARRANTY**

Our steel structure carries a lifetime warranty. This means for the lifetime of your ownership you can feel secure knowing any component of the structural frame will be replaced or fixed to factory specifications.



**THERMAL INSULATION**  
Northern Exposure®

Northern Exposure is a unique thermal barrier technology that recycles the free heat energy for more efficient heating. All four sides of the spa, plus the floor and cover, are lined with copper material to reflect radiant heat energy generated from the pumps back into the spa. Heat is then absorbed by the plumbing, helping to maintain water temperature.




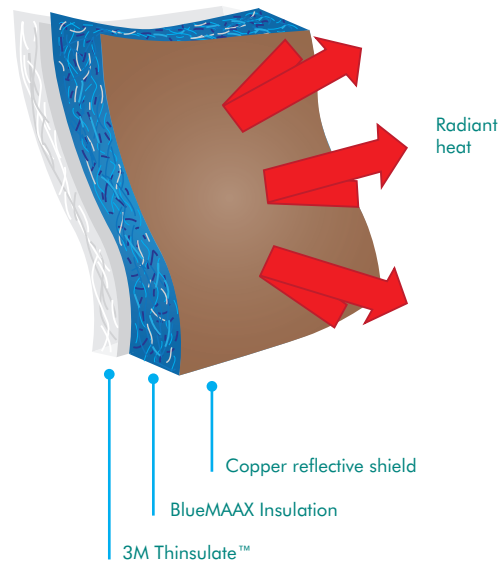

**LIFETIME INSULATION WARRANTY**

The insulation system in your new Vita Spa hot tub is warranted to maintain the same insulation value as it had at the time it was manufactured. As you enjoy your spa over the years, you'll feel secure knowing it can be maintained at the same high level of efficiency as the day it was made.



**SOLID FOUNDATION**  
Sealed base


The ABS sealed base is made of one-piece construction and provides a rugged foundation that seals the bottom of the spa, locking in heat and sealing out moisture.











CONTROL PAD

LED LIGHTING

FILTER CARTRIDGE

CASCADE JETS

STAINLESS STEEL JETS

ERGONOMIC CONTROL VALVES


COMFORT PILLOW

AURORA BEVERAGE COASTERS


### Acrylic colours

Vita Spa hot tubs are finished in an attractive interior made from continuous cast acrylic. This is superior to ethylene "soft plastic" surfaces. The hard, non-porous surface resists stains, fading, scratches and chemical abuse. With the look of granite, pearl or metalescence, the extremely rugged and durable finish offers beauty and peace of mind.

GLACIER MOUNTAIN



GYPSUM




MAJESTIC SKY



SILVER MARBLE



STORM CLOUDS




SAHARA



MIDNIGHT CANYON



TUSCAN SUN




### Excel-X™ cabinets

Made out of a high impact composite, Excel-X looks and feels like real natural wood. Excel-X is ecologically friendly, doesn't weather or stain, and is virtually maintenance free.


RESORT GREY



MODERN MOCHA










PECAN RIDGE



## Duet



-  x2
-  214 x 122 x 73 cm
-  439 litres
-  179kg       618kg
-  13 amp
-  15 jets

### FEATURES







- 1 x 2Hp dual speed pump
- LED interior light
- Excel-X™ (simulated wood)
- Freeze protection
- Vital Energy insulation
- Sealed all climate base
- Premier styled cover
- Aurora beverage coaster
- 2kw heater

### OPTIONAL EXTRAS

- CleanZone™

## Image



-  x4
-  208 x 177 x 81 cm
-  670 litres
-  245kg       915kg
-  13 amp
-  22 jets

### FEATURES








- 1 x 2Hp dual speed pump
- LED interior light
- Excel-X™ (simulated wood)
- Freeze protection
- Vital Energy insulation
- Sealed all climate base
- Premier styled cover
- Aurora beverage coaster
- 2kw heater

### OPTIONAL EXTRAS

- CleanZone™

## Lune



-  **4 -5**
-  **193 diameter x 91.5cm high**
-  **757 litres**
-  **181kg**       **967kg**
-  **13 amp**
-  **18 jets**

### FEATURES









- 1 x 2Hp dual speed pump
- LED interior light
- Excel-X™ (simulated wood)
- Freeze protection
- Vital Energy insulation
- Sealed all climate base
- Premier styled cover
- Aurora beverage coaster
- 2kw heater

### OPTIONAL EXTRAS

- CleanZone™

## Voeux




-  **x4**       **+1**
-  **210 x 188 x 86 cm**
-  **1,098 litres**
-  **225kg**       **1,310kg**
-  **13 amp**
-  **27 jets**

### FEATURES

- 1 x 2Hp dual speed pump
- LED interior light
- Excel-X™ (simulated wood)
- Freeze protection
- Vital Energy insulation
- Sealed all climate base
- Premier styled cover
- Aurora beverage coaster
- 2kw heater

### OPTIONAL EXTRAS

- CleanZone™



300 SERIES TOP CONTROLS

# Amour



x2



198 x 169 x 76 cm



529 litres



212kg



742kg



13 amp



23 jets

## CABINET COLOURS



GREY



MOCHA



PECAN

### FEATURES

1 x 2Hp dual speed pumps

LED interior light

Excel-X™ (simulated wood)

Freeze protection

Vital Energy insulation

Perma-Shield™ bottom pan

Premier styled cover

Aurora beverage coaster

2kw heater

### OPTIONAL EXTRAS

Champagne Air (10 air jets)

CleanZone™

WiFi connectivity

# Intrigue



x4



+1



211 x 200 x 94 cm



1,188 litres



339kg



1,528kg



13 amp




33 jets

## CABINET COLOURS



GREY



MOCHA



PECAN

## FEATURES

1 x 2Hp dual speed pump

1 x water feature

LED interior light

Excel-X™ (simulated wood)

Freeze protection

Vital Energy insulation

Perma-Shield™ bottom pan

Premier styled cover

Aurora beverage coaster

2kw heater

## OPTIONAL EXTRAS

Champagne Air (10 air jets)

Vita Tunes

CleanZone™

WiFi connectivity



# Elegant



x4



+1



211 x 200 x 94 cm



1,188 litres



339kg



1,528kg



32 amp



39 jets




Bluetooth

## CABINET COLOURS



GREY



MOCHA



PECAN

### FEATURES

2 x 2Hp dual speed pumps

1 x water feature

LED interior light

Excel-X™ (simulated wood)

Freeze protection

Vital Energy insulation

Perma-Shield™ bottom pan

Premier styled cover

Aurora beverage coaster

Vita Tunes

### OPTIONAL EXTRAS

Champagne Air (10 air jets)

CleanZone™

WiFi connectivity

# Sensation



x5



+1



234 x 234 x 96.5 cm



1,589 litres



390kg



1,823kg



32 amp



43 jets




Bluetooth

## CABINET COLOURS



GREY



MOCHA



PECAN

### FEATURES

2 x 2Hp dual speed pumps

1 x water feature

LED interior light

Excel-X™ (simulated wood)

Freeze protection

Vital Energy insulation

Perma-Shield™ bottom pan

Premier styled cover

Aurora beverage coaster

Vita Tunes

### OPTIONAL EXTRAS

Champagne Air (10 air jets)

CleanZone™

WiFi connectivity

# Luxe



7



234 x 234 x 96.5 cm



1,767 litres



374kg



1,825kg



32 amp



43 jets



Bluetooth

## CABINET COLOURS



GREY



MOCHA



PECAN

### FEATURES

2 x 2Hp dual speed pumps

1 x water feature

LED interior light

Excel-X™ (simulated wood)

Freeze protection

Vital Energy insulation

Perma-Shield™ bottom pan

Premier styled cover

Aurora beverage coaster

Vita Tunes

### OPTIONAL EXTRAS

Champagne Air (10 air jets)

CleanZone™

WiFi connectivity

# Trio



x3



211 x 168 x 77 cm



740 litres



231kg



939kg



20 amp



20



Bluetooth

## CABINET COLOURS



RESORT  
GREY



MODERN  
MOCHA



PECAN  
RIDGE

## FEATURES

1 x 3Hp dual speed pumps

CleanZone™

AquaGlo™ Aurora cascade

3kw heater

Aurora beverage coaster

Illuminated control valves

## OPTIONAL EXTRAS

Excel-X™ (simulated wood)

Champagne Air (10 air jets)

Freeze protection

CleanZone™ Ultra

Northern Exposure™

WiFi connectivity

Steel frame

Perma-Shield™ bottom pan

Premier styled cover

Smart Touch2 control



# Joli



x4



208 x 177 x 81 cm



942 litres



394kg



1,302kg



32 amp



54



Bluetooth

## CABINET COLOURS



RESORT  
GREY



MODERN  
MOCHA



PECAN  
RIDGE

## FEATURES

2 x 3Hp dual speed pumps

Vita Tunes

AquaGlo™ Aurora cascade

Champagne Air (10 air jets)

Aurora beverage coaster

CleanZone™

Illuminated control valves

Excel-X™ (simulated wood)

Freeze protection

## OPTIONAL EXTRAS

Northern Exposure™

CleanZone™ Ultra

Steel frame

WiFi connectivity

Perma-Shield™ bottom pan

Premier styled cover

Smart Touch2 control



# Prestige



x5



+1



211 x 211 x 96.5 cm



1,355 litres



393kg



1,749kg



32 amp



62 jets




Bluetooth

## CABINET COLOURS



RESORT  
GREY



MODERN  
MOCHA



PECAN  
RIDGE

## FEATURES

2 x 3Hp dual speed pumps

Champagne Air (10 air jets)

AquaGlo™ Aurora cascade

Vita Tunes

Aurora beverage coaster

CleanZone™

Illuminated control valves

Excel-X™ (simulated wood)

Freeze protection

## OPTIONAL EXTRAS

Northern Exposure™

CleanZone™ Ultra

Steel frame

WiFi connectivity

Perma-Shield™ bottom pan

Premier styled cover

Smart Touch2 control



# Monarque



x6-7



211 x 211 x 96.5 cm



1,189 litres



394kg



1,500kg



32 amp



59 jets



Bluetooth

## CABINET COLOURS



RESORT  
GREY



MODERN  
MOCHA



PECAN  
RIDGE

## FEATURES

2 x 3Hp dual speed pumps

Champagne Air (10 air jets)

AquaGlo™ Aurora cascade

Vita Tunes

Aurora beverage coaster

CleanZone™

Illuminated control valves

Excel-X™ (simulated wood)

Freeze protection

## OPTIONAL EXTRAS

Northern Exposure™

CleanZone™ Ultra

Steel frame

WiFi connectivity

Perma-Shield™ bottom pan

Premier styled cover

Smart Touch2 control



# Envie



x5



+1



234 x 234 x 96.5 cm



1,476 litres



444kg



1,920kg



32 amp



64 jets



Bluetooth

## CABINET COLOURS



RESORT  
GREY



MODERN  
MOCHA



PECAN  
RIDGE

## FEATURES

2 x 3Hp dual speed pumps

Champagne Air (10 air jets)

AquaGlo™ Aurora cascade

CleanZone™

Aurora beverage coaster

Illuminated control valves

## OPTIONAL EXTRAS

Excel-X™ (simulated wood)

CleanZone™ Ultra

Freeze protection

WiFi connectivity

Northern Exposure™

Steel frame

Perma-Shield™ bottom pan

Premier styled cover

Smart Touch2 control

Vita Tunes





# Grand



x6-7



234 x 234 x 96.5 cm



1,438 litres



448kg



1,875kg



32 amp



63 jets



Bluetooth

## CABINET COLOURS



RESORT  
GREY



MODERN  
MOCHA



PECAN  
RIDGE

## FEATURES

2 x 3Hp dual speed pumps

Champagne Air (10 air jets)

AquaGlo™ Aurora cascade

CleanZone™

Aurora beverage coaster

Illuminated control valves

## OPTIONAL EXTRAS

Excel-X™ (simulated wood)

CleanZone™ Ultra

Freeze protection

WiFi connectivity

Northern Exposure™

Steel frame


Perma-Shield™ bottom pan

Premier styled cover

Smart Touch2 control

Vita Tunes





STATUS LIGHT



TOUCH SCREEN

# Chateau



x5



+1



211 x 211 x 96.5 cm



1,165 litres



424kg



1,590kg



32 amp



59 jets

## CABINET COLOURS



RESORT  
GREY



MODERN  
MOCHA



PECAN  
RIDGE

## FEATURES

2 x 3Hp dual speed pumps

Champagne Air (10 air jets)

AquaGlo™ Aurora cascade

Vita Tunes

Aurora beverage coaster

Status light

Illuminated control valves

CleanZone™ Ultra

Excel-X™ (simulated wood)

Pedestal lights

Freeze protection

Northern Exposure™

Steel frame

Perma-Shield™ bottom pan

Premier styled cover

WiFi connectivity

Smart Touch2 control



# Nuage



x6-7



211 x 211 x 96.5 cm



1,472 litres



434kg



1,907kg



32 amp



60 jets



Bluetooth

## CABINET COLOURS



RESORT  
GREY



MODERN  
MOCHA



PECAN  
RIDGE

## FEATURES

2 x 3Hp dual speed pumps	Champagne Air (10 air jets)
AquaGlo™ Aurora cascade	Vita Tunes
Aurora beverage coaster	Status light
Illuminated control valves	CleanZone™ Ultra
Excel-X™ (simulated wood)	Pedestal lights
Freeze protection	
Northern Exposure™	
Steel frame	
Perma-Shield™ bottom pan	
Premier styled cover	
WiFi connectivity	
Smart Touch2 control	



# Cabaret



x6-7



234 x 234 x 96.5 cm



1,552 litres



440kg



1,993kg



40 amp



70 jets



Bluetooth

## CABINET COLOURS



RESORT  
GREY



MODERN  
MOCHA



PECAN  
RIDGE

## FEATURES

2 x 3Hp dual speed pumps

Smart Touch2 control

1 x 3Hp single speed pump

Champagne Air (10 air jets)

AquaGlo™ Aurora cascade

Vita Tunes

Aurora beverage coaster

Status light

Illuminated control valves

CleanZone™ Ultra

Excel-X™ (simulated wood)

Pedestal lights

Freeze protection

Northern Exposure™

Steel frame

Perma-Shield™ bottom pan

Premier styled cover

WiFi connectivity



# Rendezvous



x6



234 x 234 x 96.5 cm



1,665 litres



490kg



2,156kg



40 amp



98 jets



Bluetooth

## CABINET COLOURS



RESORT  
GREY



MODERN  
MOCHA



PECAN  
RIDGE

## FEATURES

2 x 2Hp dual speed pumps

Smart Touch2 control

1 x 3Hp single speed pump

Champagne Air (10 air jets)

AquaGlo™ Aurora cascade

Vita Tunes

Aurora beverage coaster

Status light

Illuminated control valves

CleanZone™ Ultra

Excel-X™ (simulated wood)

Pedestal lights

Freeze protection

Northern Exposure™

Steel frame

Perma-Shield™ bottom pan

Premier styled cover

WiFi connectivity



# Mystique



x6-7



+1



290 x 234 x 96.5cm



1,817 litres



424kg



2,242kg



40 amp



79 jets



Bluetooth

## CABINET COLOURS



RESORT  
GREY



MODERN  
MOCHA



PECAN  
RIDGE

## FEATURES

2 x 3Hp dual speed pumps

Smart Touch2 control

1 x 3Hp single speed pump

Champagne Air (10 air jets)

AquaGlo™ Aurora cascade

Vita Tunes

Aurora beverage coaster

Status light

Illuminated control valves

CleanZone™ Ultra

Excel-X™ (simulated wood)

Pedestal lights

Freeze protection

Northern Exposure™

## OPTIONAL EXTRAS

Steel frame

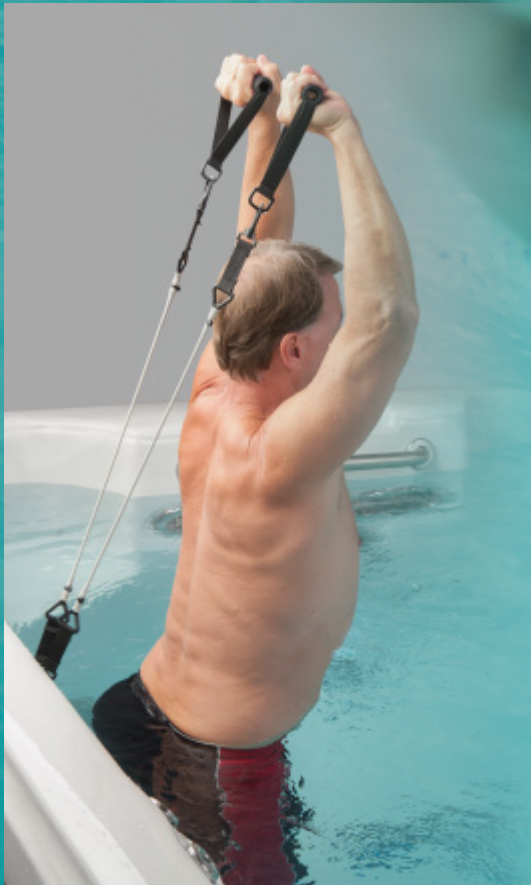
Exercise equipment

Perma-Shield™ bottom pan

Premier styled cover

WiFi connectivity





## Introducing the xStream™ – for a high velocity workout

The new Vita xStream swim spas use flowing streams of water to create a home environment ideal for fitness, relaxation and healing. Anti-turbulence technology creates a powerful, smooth, variable jet stream that is completely adjustable and designed to allow you to swim at your individual fitness level.

xStream combines the best aspects of swimming pools, hot tubs and home gyms. Whether it's to shape your body, soothe your soul or transform your backyard into an oasis of tranquility, xStream swim spas are the ultimate warm water fitness experience.



*xStream*<sup>™</sup>



# XL4

# XB4



x3



427 x 228 x 127 cm



4,353 litre



998kg



5,170kg



32 amp




Bluetooth




SILVER  
MARBLE




SAHARA  
SIERRA



RESORT  
GREY



MODERN  
MOCHA



PECAN  
RIDGE

CABINET COLOURS

## FEATURES

2 x 3Hp dual speed pumps

4 x turbo swim jets

19 hydrotherapy jets

Aurora cascades

Vita Tunes

WiFi connectivity

Status light

## OPTIONAL EXTRAS

CleanZone™

CleanZone™ Ultra

Exercise kit

Swim tether

# VL4

# VB4



ANTI  
TURBULENCE  
TECHNOLOGY



ANTI  
TURBULENCE  
TECHNOLOGY



x3



427 x 228 x 127 cm



4,353 litre



998kg



5,170kg




40 amp




Bluetooth



SILVER  
MARBLE



SAHARA  
SIERRA



RESORT  
GREY



MODERN  
MOCHA



PECAN  
RIDGE

CABINET COLOURS

## FEATURES

3 x 3Hp dual speed pumps

2 xStream jets

19 hydrotherapy jets

Aurora cascades

Vita Tunes

WiFi connectivity

Status light

## OPTIONAL EXTRAS

CleanZone™

CleanZone™ Ultra

Exercise kit

Swim tether

# VM6



x3



483 x 229 x 155 cm



6,113 / 1,420 (spa) litre



1,361kg



8,879kg



50 amp




Bluetooth



SILVER  
MARBLE



RESORT  
GREY



MODERN  
MOCHA



PECAN  
RIDGE

CABINET COLOURS

## FEATURES

3 x 3Hp dual speed pumps

3 x xStream Force swim jets

27 hydrotherapy jets

Vita Tunes

WiFi connectivity

Status light

## OPTIONAL EXTRAS

CleanZone™ Ultra

Exercise kit

Swim tether

# VM8



ANTI  
TURBULENCE  
TECHNOLOGY



x8



554 x 229 x 135 cm



6,113 / 1,420 (spa) litre



1,526kg



7,167kg



40 & 16 amp supply



Bluetooth



SILVER  
MARBLE



RESORT  
GREY



MODERN  
MOCHA



PECAN  
RIDGE

CABINET COLOURS

## FEATURES

3 x 3Hp dual speed pumps

1 x 3Hp spa pump

2 x xStream Force swim jets

31 hydrotherapy jets

Vita Tunes

WiFi connectivity

Status light

## OPTIONAL EXTRAS

CleanZone™ Ultra

Exercise kit

Swim tether

# THE KEY TO EASY LIVING

**H**ave you ever wanted to slip into your swim spa without the hassle of removing and storing the cover? Well now you can, thanks to the world's only automated swim spa cover, the Legend, from Covana.

## Access with the turn of a key...

The Covana Legend system is not only a hot tub cover, it's also an automated, state of the art, easy to use privacy gazebo. With just the turn of a key and after only a few seconds, the cover elevates above your swim spa and you can dive in and enjoy it without ever having to struggle with a cumbersome cover.

One of the main advantages of a Covana cover is that it securely locks in place either elevated or closed, giving you complete control of access

to your spa and unequalled protection while preventing undesirable access to children, animals and intruders. In the closed position it can support up to 600lbs of weight, which ensures exceptional barrier protection compared to traditional covers, and can lift an additional 200lbs of snow on the roof structure.

## Enjoy, come rain or shine...

The additional benefit of Covana is the covered roof which guarantees enjoyment of your swim spa all year round, come rain or shine. Once opened, its roof will protect you from bad weather conditions and the solidity of its design will ensure your peace of mind, regardless of how bad the conditions are.

More traditional spa covers rarely last more than 3 years while Covana

products will last the life of your spa, thanks to the aluminium structure and rigid roof made of seamless ABS thermoplastic.

Also, if you are conscious about making energy savings then the Covana is an ideal purchase as it is hermetically sealed when closed and therefore significantly reduces unwanted heat loss. This is thanks to the manufacturer's seamless design concept, with an insulation valve three times that of traditional hot tub covers, which also helps to reduce the evaporation of chemicals and water.

## RELAX with peace of mind...

Importantly, there is never a danger of the structure coming down unexpectedly. This is due to the 'positive up' design and the fact that the lift system is compressed 60lbs per jack. The legs are designed to always want to go up while the motor is responsible for forcing them down to the closed position.

Once the key is removed it is impossible to lift the Covana cover off the hot tub, preventing unauthorised access. The Covana Legend is specifically designed for swim spas and its flexible design makes it ideal for both oval and rectangular swim spas.

Enjoy the advantages of a spa cover and a gazebo combined in one innovative product.

Your swim spa deserves nothing less.

**For your nearest showroom,  
call 01245 477400  
[www.covana.co.uk](http://www.covana.co.uk)**



Photo courtesy of 1Stop Spas

# COVANA THE WORLD'S ONLY AUTOMATED SPA COVER

## LEGEND



CREATIVE  
INNOVATION



ADDED SAFETY  
& CONTROL



ENHANCE YOUR  
WELL-BEING

Covana cover systems are more than just hot tub covers. They are completely automated spa covers providing maximum comfort, safety and intimacy while also saving you money on unnecessary water, heating bills and maintenance products.

View demo videos online at  
[covana.co.uk](http://covana.co.uk)

## OASIS



## HORIZON



## EVOLUTION





[vitaspa.co.uk](http://vitaspa.co.uk)

Longevity & trust are very important in customer's thoughts when considering a hot tub purchase and rest assured we offer both.

Vita Spa are proudly made in the U.S.A. by MAAX Corp, a company who have been manufacturing spas since 1977 and are one of the largest manufacturers in the world today. In the U.K. Vita Spa have been imported and distributed by the Aqua Warehouse Group established in 2003, through a loyal dealership network.

Having a dealership network provides local manufacturer trained engineers for delivery, servicing and aftersales, which means we achieve a higher standard of customer care, something you can't guarantee from an internet purchase

The benefit of local expertise is paramount in reassuring customers, who actually build relationships with the people who will be looking after their hot tub for years to come, again something you can't guarantee from an internet purchase.

## Nationwide locations

