



Distinction
doors

Contents

Why us?	04-05
Colour Palette	06-07
Signature Doors	08-29
NEW Infinity Collection	10-13
Esprit	14-19
NEW Craftsman	20-21
Rustic Renown Collection	22-27
Elegance Arch	28-29
nxt-gen Doors	30-43
Stable Door	44-45
Glass Doors	46-47
70mm Doors	48-49
Little Extras Care & Maintenance	50-51

Distinction Doors are the UK's market leader in GRP composite doors for a reason: our door is the best you can buy.

Open up to find out why our GRP composite door will save you more money on your heating bills than any other door on the market...

Please note,

door and glass colours shown should be used for guidance only as the limitations in photographic and printing processes may mean that colours of products vary from those illustrated



Why us?

Unparalleled Security

Our GRP composite doors offer enhanced security thanks to its rigid polymer sub-frame, high density insulated core and high impact resistant GRP skin. Rest assured that our doors are tried, tested and trusted, keeping you and your family safe.

Stunning Aesthetics

The woodgrain finish was developed from oak tree grain. You'll also find the same woodgrain effect and moulding design on the slim glazing cassette, giving a seamless and authentic finish.

Low Maintenance

Everything about our GRP composite door is designed to be easy to maintain - simply wipe clean with warm soapy water. See page 51 for more information.

Superb Sound Insulation

With a weighted noise reduction of 31 decibels it means you can be sure your new door will keep outside noise to a minimum.

Exceptional Durability

High impact resistant glass reinforced polyester (GRP) skin that will maintain its pristine appearance.

Triple Glazed Glass

Our triple glazed, laminated as standard insulated glass units encapsulate the decorative glazing between two panes of clear glass, protecting it and making it easy to keep clean.

Excellent Weatherproofing

With water resistant polymer composite rails, our doors will keep the weather at bay and will stay looking great for longer.



19% more

THERMALLY EFFICIENT THAN A 48MM SOLID TIMBER CORE COMPOSITE DOOR

The most energy efficient composite door on the market

The rising cost of energy bills and the impact on the environment means we all want to keep our consumption to a minimum. One of the best ways to achieve this is to choose thermally efficient products which will keep warmth in and cold out, saving money and emission levels.

Look out for the 'A' to 'C' indicative energy ratings displayed on most pages. With 'A' delivering the highest performance levels.

Doors were tested at the University of Salford's Energy House. This represents a typical Salford 1919 terraced house and its construction represents 21% of the UK's current housing stock. The house has been reconstructed in a fully environmentally controllable chamber, in which climatic conditions can be maintained, varied, repeated and patterns monitored. For the test, the inside temperature of the Energy House was 25°C with an exterior temperature of 5°C.


Make an entrance



To complement your home, our low-maintenance colour finish is designed to stay looking good year after year, both on the inside and outside.

←
Bespoke

Standard
& *Premium*



Black



White



Blue



Green



Red

Stains



Gold Oak



Rosewood

Premium



Distinction Chartwell



Distinction Anthracite Grey

RAL 9001
Cream

RAL 5002
Ultramarine Blue

BS 08 B 17
Honey Beige

RAL 7044
Silk Grey

RAL 5023
Distant Blue

BS 04 B 21
Sable

RAL 7035
Light Grey

RAL 5024
Pastel Blue

NEW! BS 454
Pale Roundel Red

RAL 7042
Traffic Grey A

RAL 5009
Azure Blue

RAL 3003
Ruby Red

RAL 7005
Mouse Grey

BS 16 C 33
Duck Egg

RAL 3020
Traffic Red

RAL 7021
Black Grey

NEW! BS 12 B 17
Green Mist

RAL 3005
Wine Red

NEW! Distinction
Black Brown

RAL 6002
Leaf Green

RAL 4007
Purple Violet

RAL 5011
Steel Blue

RAL 1021
Colza Yellow

RAL 4008
Signal Violet

...OR CHOOSE *any colour*

*White on internal side. Colours shown should be used for guidance only as the limitations in the printing process, may mean that colours vary from those illustrated.

Signature; Black, White, Blue, Green, Red, Gold Oak, Rosewood, Distinction Chartwell, Distinction Anthracite Grey
nxt-gen; Black, White, Blue, Green, Red, Distinction Chartwell, Distinction Anthracite Grey
Rustic Renew*; Black, White, Gold Oak, Rosewood, Distinction Chartwell, Distinction Anthracite Grey
Stains not available on Craftsman, Infinity Collection and nxt-gen

nce

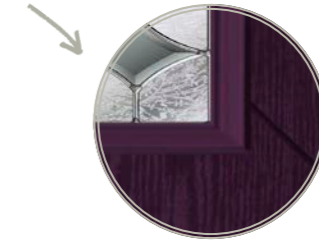


Choose the perfect colour for the exterior of your home and match the interior with your decor for a seamless look and feel...



Light Grey | Monza

Our Signature doors feature our projected glazing cassette.



In the range;
Infinity Collection • Esprit
• Rustic Renown • Craftsman
• Elegance Arch • Stable

With over
4 million
Distinction doors sold to date, our doors are the
best you can buy!



What makes our door *exceptional?*

- ✓ Incomparable security features
- ✓ Remarkable durability
- ✓ Low maintenance
- ✓ Excellent weatherproofing
- ✓ Superb sound insulation
- ✓ Stunning aesthetics
- ✓ Excellent thermal efficiency

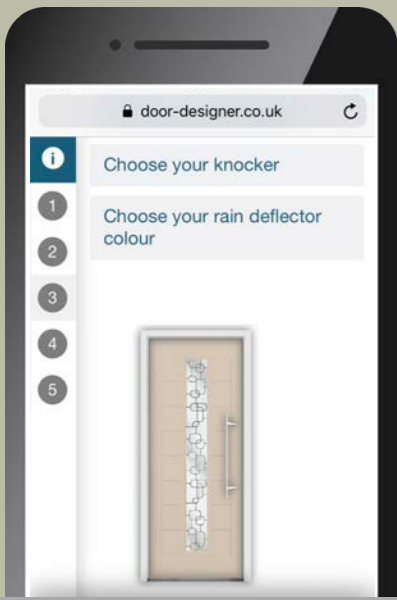
Signature

Our Signature range of doors are tried, tested and trusted.

new



218




Visit
OUR DOOR DESIGNER
to create your dream bespoke composite door

door-designer.co.uk


GD01

Gentian Blue

Our Infinity Collection is an eagerly anticipated addition to our already popular contemporary Esprit range. Five on-trend grooved door styles that are sure to make a statement on your home.



If you love the sleek GD01 but want to add some natural light into your home, then the GD02 is the perfect design for you...



GD02

Left, Centre or Right Configuration




Canvas



Radiant

NEW INFINITY

design your door at door-designer.co.uk



11

12





GD05



CHOOSE ANY GLASS FROM PAGE 33!

Blue | Sierra

GD05 Glass

	Andorra Zinc or Brass Caming		Aspen
	Lunna		Monza
	Sierra		Trieste



GD03




GD04



Left or Right Configuration


NEW INFINITY

design your door at door-designer.co.uk



Red Violet | Glacier

MORE GLASS DESIGNS AVAILABLE ON PAGE 33



C07

Left or Right Configuration



Breeze




Glacier



C09

Left, Centre or Right Configuration



Bloom



Odessa

ESPRIT

design your door at
door-designer.co.uk



C12
Left, Centre or Right Configuration




Canvas



Radiant



C17
Left, Centre or Right Configuration




Cubic



Echo

ESPRIT

design your door at
door-designer.co.uk




THE WOW
factor

Mouse Grey | Eclipse



C25
Centre Configuration
Only



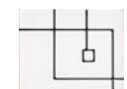
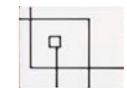
Eclipse



Tidal



C26
Left, Centre or Right
Configuration



Matrix



Nevis

ESPRIT

new



Distinction Anthracite Grey


Aspen

A TRADITIONAL
beauty

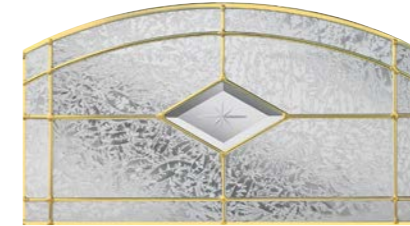
Glass



Aspen



Edwardian



Kara Brass



Monza



Palma

All the benefits
of a composite door
without compromising
on character

NEW Craftsman

Energy Rating A


design your door at
door-designer.co.uk



Grooved Border

Azure Blue | Kara Blue

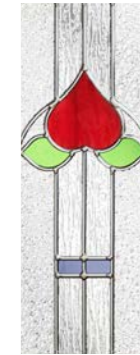
Glass



Andorra
Zinc or Brass
Caming



Aspen



Edwardian



Kara
Zinc or Brass
Caming*



Lunna



Monza



Palma



Savana




Scotia
Zinc or Brass
Caming



Sierra



Trieste



Valentia

* Kara Colour available in Zinc only

Rustic Renown

Energy Rating A

design your door at
door-designer.co.uk




Cream | Andorra Brass

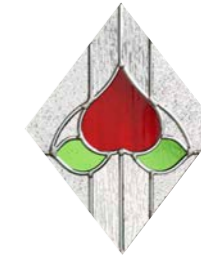
Glass



Andorra
Zinc or Brass
Caming




Aspen




Edwardian



Kara
Zinc or Brass
Caming*



Lunna




Monza



Palma




Savana



Scotia
Zinc or Brass
Caming



Sierra



Trieste



Valentia

* Kara Colour available in Zinc only

Rustic Renown Diamond

Energy Rating A

design your door at door-designer.co.uk



Grooved Border


CHOOSE A DIFFERENT COLOUR FOR THE INTERNAL SIDE OF YOUR DOOR†

Mint Turquoise | Kara Zinc

Glass



Andorra
Zinc or Brass
Caming



Aspen



Kara
Zinc or Brass
Caming*



Lunna



Palma



Scotia
Zinc or Brass
Caming



Sierra



Trieste

† Charges may apply. * Kara Colour available in Zinc only.

Rustic Renown Top

Energy Rating A

design your door at
door-designer.co.uk




Light Grey | Monza

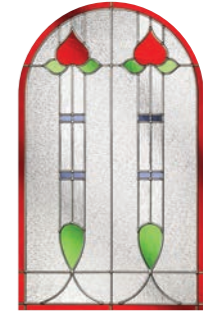
Glass



Andorra
Zinc or Brass
Caming



Aspen



Edwardian



Kara
Zinc or Brass
Caming*



Lunna



Monza



Palma



Savana



Scotia
Zinc or Brass
Caming



Sierra



Trieste



Valentia

* Kara Colour available in Zinc only

Elegance Arch

Energy Rating C

design your door at
door-designer.co.uk



Distinction Anthracite Grey


Lunna

Whilst we feel the choice and quality of our doors are unparalleled; we are constantly striving to raise the bar, to improve our products and to give our customers more.

This can be seen very clearly in this addition to our range. It's called nxt-gen and for a very good reason. The range features

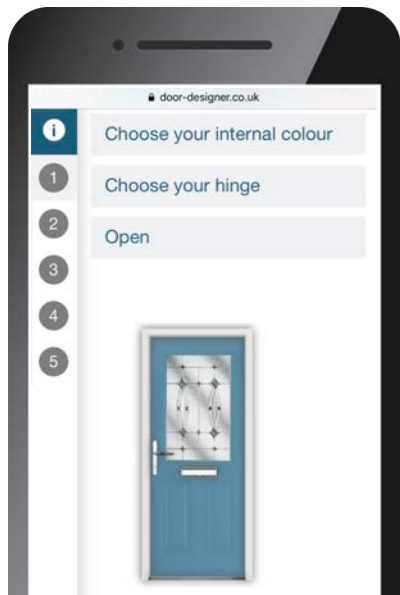
our latest innovation where the flush-fitted innerframe sits level with the moulding to give sleek lines and a finish which is unsurpassed.

Symmetry and balance are also very much key elements as we want you to look at your door and feel it is perfect in every way.



What makes our door *exceptional?*

- ✓ Incomparable security features
- ✓ Remarkable durability
- ✓ Low maintenance
- ✓ Excellent weatherproofing
- ✓ Superb sound insulation
- ✓ Stunning aesthetics
- ✓ Excellent thermal efficiency



Visit
OUR DOOR DESIGNER

to create your dream bespoke composite door

door-designer.co.uk



Pigeon Blue | Palma


Glass



Andorra
Zinc or Brass Caming



Edwardian



Lunna




Palma



Scotia
Zinc or Brass Caming



Trieste



Aspen



Kara
Zinc or Brass Caming*



Monza



Savana



Sierra



Valentia

* Kara Colour available in Zinc only

nxt-gen Classical

Energy Rating A

design your door at
door-designer.co.uk

MAKE AN
entrance



Traffic Red | Andorra Brass

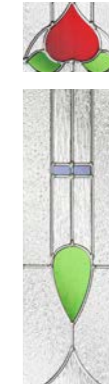
Glass



Andorra
Zinc or Brass
Caming



Aspen



Edwardian




Kara
Zinc or Brass
Caming*



Lunna



Monza



Palma



Savana



Scotia
Zinc or Brass Caming



Sierra



Trieste



Valentia



* Kara Colour available in Zinc only

nxt-gen Classical Half Glazed

Energy Rating C

design your door at
door-designer.co.uk



EXCELLENT
CHOICE FOR
privacy

Honey Beige | Andorra Zinc

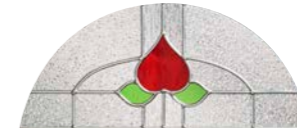
Glass



Andorra
Zinc or Brass Caming




Aspen



Edwardian



Kara
Zinc or Brass Caming*



Lunna



Monza




Palma



Savana



Scotia
Zinc or Brass Caming



Sierra



Trieste



Valentia

* Kara Colour available in Zinc only

nxt-gen Eclat Arch


Energy Rating A

design your door at
door-designer.co.uk





Pale Roundel Red | Lunna

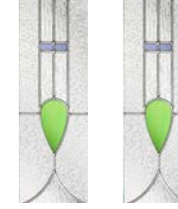
Glass



Andorra
Zinc or Brass
Caming



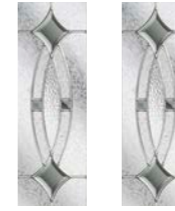
Aspen




Edwardian



Kara
Zinc or Brass
Caming*



Lunna




Monza



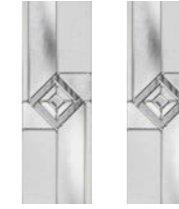
Palma



Savana



Scotia
Zinc or Brass
Caming



Sierra



Trieste



Valentia

* Kara Colour available in Zinc only

nxt-gen Eclat

Energy Rating C


design your door at
door-designer.co.uk

FRONT
or BACK
DOOR
STYLE




White | Mini Blind

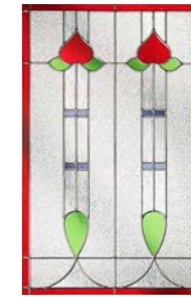
Glass



Andorra
Zinc or Brass
Caming




Aspen




Edwardian



Kara
Zinc or Brass
Caming*



Lunna



Monza



Palma



Savana



Scotia
Zinc or Brass
Caming



Sierra



Trieste



Valentia

Perfect for a back door, the Mini Blind gives adjustable privacy.

Mini-blinds can be handed left or right and have a simple mechanism that can be raised or tilted with one hand.

The mini-blind is enclosed within two panes of glass so is protected from damage and dust.

* Kara Colour available in Zinc only

nxt-gen Elegance

Energy Rating C

design your door at
door-designer.co.uk



Steel Blue | Sierra

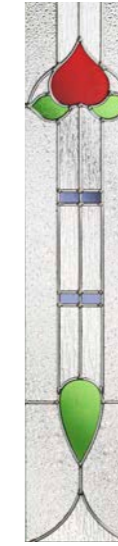
Glass



Andorra
Zinc or Brass
Caming



Aspen



Edwardian



Kara
Zinc or
Brass
Caming*



Lunna



Monza



Palma



Savana



Scotia
Zinc or
Brass
Caming



Sierra



Trieste




Valentia

* Kara Colour available in Zinc only

nxt-gen Esteem

Energy Rating C

design your door at door-designer.co.uk




FRONT
or BACK
DOOR
STYLE

Pastel Blue | Lunna

Stable Door


- The perfect choice for a back door
- Choose from the Renown, Diamond or Top door styles
- Increases natural light and ventilation
- Choose different colour options for the inside and out
- Constructed to provide stability, security, and weather protection



Glass Doors

Perfect
BACK DOOR
OPTION

- These doors are one of the most popular features of any home
- Enjoy the added living and entertaining space, combines the indoors and outdoors
- Instantly adds value to your home
- Increases the natural light and ventilation
- Innovation that gives you all the benefits of the GRP composite door with a large glazing area too!



Distinction Anthracite Grey



4 Panel 70mm



6 Panel 70mm



Eclat 70mm



Eclat Arch
70mm



Cottage 70mm



Flush 70mm

FEEL THE
DISTINCTION
difference

70mm Double Rebated Doors

- Double rebated GRP composite doors
- Excellent energy efficiency
- Over 50% thicker than Signature doors
- Stand-out superior aesthetics
- 50mm triple glazed, laminated units for extra security
- Glass available: Aspen, Edwardian, Kara (Zinc or Brass Caming only) and Monza



Classical 70mm



Classical Half
Glazed 70mm



Esteem 70mm



Elegance Arch
70mm



ESC22 70mm




ESC07 70mm



Elegance 70mm



Craftsman 70mm



ESC19 70mm



ESC09 70mm



LITTLE extras

Frames

Need a top light or side light?

Side Panels

Available in various designs.

Hardware

Various styles and finishes available.

Pet Access

Perfect for a back door option.

Rain Deflector

Match your rain deflector to the same colour of your door, for that perfect finishing touch.

Care and Maintenance

Your Distinction GRP composite door has been designed to be easy to maintain.

To keep your door clean, prolong the life of the surface finish and protect your warranty, we recommend you wash it regularly using warm soapy water (washing up liquid is ideal) and a soft, lint-free cloth. If you live in a coastal area, in a heavily industrialised area or near a main road, you may need to clean your door more frequently.

It is important that you DO NOT use any of the following on your door:

- Abrasive cleaners or scouring pads
- Any type of bleach or solvent (e.g. white spirit, methylated spirit, cellulose thinners, acetone or nail varnish remover)
- Any type of adhesives or tack for providing temporary protection or fixing of seasonal or other decorations etc.
- High pressure or steam cleaners

Door Construction

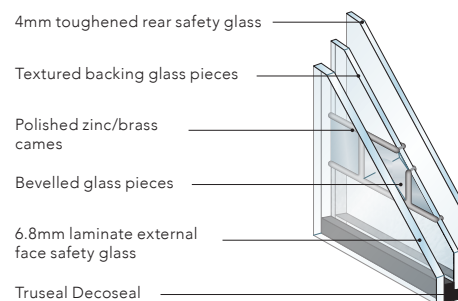
Every Distinction GRP composite door is manufactured to the highest of standards to ensure it is strong, durable and secure. We have sold over four million doors to date, evidence of the quality and exacting specification we demand.

The door has a perimeter sub-frame of a solid, water-resistant polymer material, which is reinforced with Laminated Veneered Lumber (LVL). A thermoset GRP skin is bonded to this sub-frame and the core of the door is then filled with high density, 100% CFC-free polyurethane foam. Water resistant polymer composite rails protect the core from damage or water absorption and the high impact resistant thermoset GRP skin keeps your door looking great for longer!

The door's core is what makes it so thermally efficient and so good at reducing sound. In fact, it is the most thermally efficient door on the market, increasing your home's energy efficiency and saving you money on your energy bills.

Glass Construction

Example;



Features and benefits:

- Decorative triple glazing
- Protected from dust and weathering, easy to clean and stays looking good for longer
- Tested and CE marked
- 6.8mm glass laminated as standard
- 50mm units available for 70mm doors

Technical Figures

A Distinction GRP composite door has a wealth of facts and figures that prove its quality. The door:

- Reduces outdoor noise by an average of 31dB
- Achieves Global Warming Potential (GWP) score of less than 5
- Achieves Ozone Depletion Potential (ODP) score of zero
- The door leaf and glazing system are major components when part of a door set and have a proven ability to achieve PAS24:2016, industry's enhanced security standard, a prerequisite in attaining certification to Secured by Design a police initiative to protect against unlawful intrusion

Everything about a Distinction GRP composite door has been designed to enhance your home for years to come.

Speak to your supplier for *more information!*

nxt-gen patent approved. Door and glass colours shown in this brochure should be used for guidance only as the limitations in photographic and printing processes may mean that colours of products vary from those illustrated.

All doors are provided with white internal skins, as standard, although Gold Oak and Rosewood are also available stained on both sides. Bespoke coloured doors can be painted on one or both sides.

All information in this publication is provided for guidance only and is given in good faith. Distinction Doors reserve the right to alter specifications without prior notice. Reproduction of this brochure in whole or part is strictly forbidden without prior written consent. All images are for illustration purposes only. Published by Distinction Doors 2019 V01.

Copyright © Distinction Doors 2019



VISIT *door-designer.co.uk*