


# SR - 100 i

**When oxyfuel just won't cut it, step up to plasma with the SR-100i.**

If you need the right unit to tackle light-duty fabrication (1/2" or less), or jobs like ductwork and insulation, SR-100i is a powerful way to cut through it all. Even if you've never used plasma, you'll find it to be straight-forward and easy to learn. You get a 100% duty cycle, narrower kerf, less dross and more cuts.



## SR-100i

### PLASMA-CUTTING SYSTEM

**Saves time, makes more cuts.**

A 100% duty cycle means you won't lose time between cuts. The power supply and torch can run continuously without shutting down or overheating. And its patented advanceable electrode lasts up to four hours—twice as long as any other. We designed the power supply to save time, too, during installation, maintenance and troubleshooting.


**More flexible.**

Four power supply modes give you the range to cut anything from 1 1/4" mild steel to HVAC insulation, with equal ease. And a true, constant current output gives you a smoother cut and squarer edge—at full load there's only 1% current ripple.

**A powerful way to cut cost, too.**

The SR-100i is an economical plasma-cutting system, with the reliability, precision and performance you expect from KALIBURN. And the power and range to handle more jobs. You not only spend less time, you spend less money on consumables and replacement parts. So if you're looking for a powerful way to cut cost as well as metal, then check out the SR-100i. Call us at 800-252-2850 and we'll send you a cut sample.

3-Year Power Supply Warranty!



 **KALIBURN**  
PLASMA CUTTING INNOVATION

455 Fleming Road ■ Charleston, SC 29412 ■ (843) 795-4286 ■ (800) 252-2850  
Fax (843) 795-8931 ■ [www.kaliburn.net](http://www.kaliburn.net) ■ e-mail: [info@kaliburn.net](mailto:info@kaliburn.net)

## Power supply operates in 4 modes


1. Mechanized
2. Auto restart
3. Expanded metal
4. HVAC insulation cutting

## SR-100i system

- Switching regulated power supply
- Torch
- Torch leads
- Spare parts kit
- Air filter/regulator
- 10ft. ground cable
- Electrode advancing tool

## Primary voltages

- 208V, 3 phase, 60Hz
- 220/380V, 3 phase, 50Hz
- 220/240V, 3 phase, 60Hz
- 415V, 3 phase, 50Hz
- 460V, 3 phase, 60Hz
- 575V, 3 phase, 60Hz



## Power Supply

- Duty Cycle: 100%
- Output: 25-100 amps at 175 volts D.C.
- OCV: 250 volts D.C.
- Weight: 400 lbs.
- Height: 35.5"
- Width: 22"
- Depth: 24"

## SR-100i Torch

- 100 amp air plasma
- Gas flow: 430 SCFH at 85psi
- Length: 12-1/2"
- Diameter: 1-3/8"
- Cutting capacity: Gauge to 1-1/4" mild steel

 **KALIBURN**  
PLASMA CUTTING INNOVATION

