

MerchantConnect

Revenue and Traffic Sharing
Simplified Integration Process
Instant Diversification
Legal Cross-Sales
One-Click Purchases

Merchant Connect by CCBill

Capture New Sales Easily with One-Clicks

Much like the affiliate model, Merchant Connect empowers a linking between different CCBill merchants to offer their content, services and/or goods to the base of CCBill merchants through its simple-to-use online interface. Merchant Connect can link a merchant's traffic to other merchants automatically. Clicks and sales are tracked and pay-per-sale, revshare or custom compensation models can be applied between merchants, much as we do for our renowned affiliate system. CCBill tracks the sales, manages the traffic and can even settle payouts, so you can stay focused on running your business.

Merchant Connect is a network of businesses that choose to do business together.

Designed to simplify and secure the purchase process while increasing revenue, this marketplace empowers your business to reach new markets and consumers with flexibility and innovation. By providing a new way to make purchases from different merchants without re-entering payment information, the consumer experience is eased and allows for merchants to increase traffic and revenue for themselves and their affiliates.

Why it Works

With our one-click feature, cross-sales, up-sales, upgrades and add-on purchases are easier for consumers, and will help your conversion rates. Merchant Connect includes support for all of these tools for you and your partners. CCBill's variety of technology solutions make the broadening of your product offerings manageable.

Why Join Merchant Connect?

Searchable program listing. All Merchant Connect partners will be visible to all merchants, including program details. Quickly select the program(s) you want to partner with and join immediately.

Flexible and reliable accounting. Whether it's pay-per-sale or revshare, Merchant Connect lets you set your payout process.

Simplified integration process. Merchant Connect comes with a pre-built script to handle the affiliate merchant functions.

Find more opportunities with merchants to establish cross-sells. Expand on the success of our cross-sale system to add new offers to your website as a post-sale tool.

Easily add related products to your site. Work with already established partners to add additional products and services to your site.

Automate the purchase process. Once configured you can let the feature run itself. Receive automated notifications when purchases happen and get notified if program settings change.

To learn more about Merchant Connect, visit [click here](#).

Merchant Connect Platform

How it Works

Essentially, CCBill plays matchmaker between sponsor merchants and affiliate merchants. Our platform empowers [one-click](#) transactions between all merchants, easily and legally offering instant purchases to your audience from other merchants.

Affiliate merchants can send member or buyer traffic to select CCBill merchants and offer their product – with a single click to buy. It is not rocket science, but a technical payments platform to do business with other CCBill merchants of all kinds. We track and handle the [one-click](#) transactions, plus we track and payout on the revenue sharing – all within the CCBill Merchant Connect system., Plus, Merchant Connect showcases listings of participating merchants and is easily accessible to view and join from within the CCBill Admin Portal.

What makes Me a Sponsor Merchant?

- You would like to offer your product or service to other CCBill site owners.
- You would like to increase your incoming traffic and automate your revenue sharing.
- You would like to grow your own customer base with new cross-sales from partners.

If any one of these items fall into your goals, then getting traffic within Merchant Connect, might help you expand your revenue streams.

What Makes Me an Affiliate Merchant

- You have existing or previous consumers who have purchased through CCBill.
- You would like to increase your revenue by offering another product or service to your consumers.
- You would like to automate your sales flow and simplify the up-sale process on your site.


If any one of these items fall into your goals, then sending traffic via Merchant Connect, might be a good fit for your business.

“By far the one-click option gave us the opportunity to grow. As of today, we are seeing a number of consumers making purchases on our sites through one-clicks and have been pleased with the added functionality the feature provides. The ease of one-click purchasing for our consumers, along with the assured security CCBill provides for their personal and financial information, makes one-clicks by far the best revenue builder for our sites. The new Merchant Connect portal makes it easier than ever for companies to work together to create cross-sale opportunities, and we are thrilled to be part of it.”


Shay E., VP of Marketing and Business Development [ImLive.com](#)

Already Have an Account?


To explore Merchant Connect programs in the Admin Portal click [here](#)
For help, email [Merchant Support](#) or call 800-510-2859 to get started.




Memberships



Single Clicks




Traffic Tools



Billing Support



Global Billing



API / Integrations



855-4-CCBILL



ccbill@ccbill.com



www.ccbill.com

Much more than a payment processor, CCBill is an e-commerce platform that can provide expert support and empowerment to your expanding relationships. Whether it's through consistent on-time payouts, distinctive affiliate tools, or the comprehensive and proprietary set of account management options, CCBill understands online business like few others, and has been offering industry-leading solutions since 1998. Processing for more than 30,000 websites worldwide, CCBill has the reliable problem-solving techniques, phenomenal consumer support, and innovative solutions to support all the markets it serves. For more information, visit [www.ccbill.com](#).