


PANEL

· COLLECTION ·



HALLMARK Panels



Valletta House,
Valletta Street,
Hull, East Yorkshire
HU9 5NP

Email: enquiries@hallmarkpanels.com

Web: www.hallmarkpanels.com

Tel: **+44 (0)1482 703 222**

Fax: **+44 (0)1482 701 185**



© Hallmark Panels Limited 2016 - Due to the limitations in photographic and printing processes, actual door panel and glass colours may vary from those illustrated in this brochure and should be used for guidance purposes only. Letterplate positioning is illustrated for guidance only. The actual fitted position will be subject to door width and height restrictions and constraints. Hallmark Panels Limited reserve the right to change product specifications without prior notice.



HALLMARK PANELS

Signature

CLASSIC COLLECTION

The timeless quality of a classic design. The **Signature Collection** is a range of clean, fresh PVCu door panel designs, suited to both a modern or more traditional home setting.



ELTON 1
Glazed



WINSLOW
Solid



HANBURY
Solid



HAGLEY
Solid



GOODWOOD 1
Glazed



HANBURY 1
Glazed



WINSLOW 2
Glazed



HAGLEY 2
Glazed




BICTON 1
Georgian Bar



HEATON 1
Georgian Bar



HANBURY 3
Glazed



BURNBY 1
Glazed



NEWBY 1
Georgian Bar



THORESBY 1
Ornamental Bar White



BRAMALL 1
Georgian Bar




ELTZ 2
Georgian Bar



CHAMBORD 8
Glazed

BACKING GLASS OPTIONS




Arctic



Cotswold



Chantilly



Minster



Stippolyte



Digital

Traditional

PANEL COLLECTION

The **Traditional Collection** of door panels features a range of vibrant, handmade lead and film designs with many incorporating glass bevel elements to further enhance the aesthetic quality of the door.



HANBURY 1
House Number



HAGLEY 2
Diamond Lead



OAKWELL 1
Square Lead



ARLEY 1
Diamond Lead



BELGRAVE 1
Diamond Lead



CARLTON 1 470
Shetland Rose
Leaded on Minster Glass



WINSLOW 4
Red Diamond



HAGLEY 2
Climbing Rose



GOODWOOD 1
Valour



ELTON 1
Rose



KIRKLEY 1
Bulls Eye
(No backing glass option
or leading available)



KENILWORTH 1
Single Rose



BRAMALL 1
Islay Rose



HANBURY 3
Rose



WHITLEY 1
Tudor Lead

ALPINE COLLECTION

The **ALPINE Resin Bevel Collection** offers a superior quality in entrance door glass design. Complex, stylish, subtle and classical, all in one.

TRIPLE GLAZED

COMFORT & SECURITY



Outstanding quality. The triple glazed collection give you not only added security and peace of mind but also increased efficiency and energy savings.



KENILWORTH 1
Chalcedony



CARLTON 1
Achorite



BURGHLEY 1
Goshenite



BRAMALL 1
Dendrite



BRAMALL 1
Kyanite



CARLTON 1
Titanite



CARLTON 1
Rubellite



CARLTON 1
Florin



HAGLEY 2
Talonas



HANBURY 3
Lira



KENILWORTH 1
Haematite



THORESBY 1
Rouble Platinum



THORESBY 1
Ducat Platinum

CRYSTAL BEVEL

COLLECTION

The **Crystal Bevel Collection** is our range of panels incorporating a selection of crystal effect bevels. Each bevel throws a prism of light when they catch the sun, making them great for bright, sunlit entrance halls.




RAGLEY 2
Olivine



GOODWOOD 1
Petalite



BURGHLEY 1
Euclase



WINSLOW 4
Zirconia



HAGLEY 2
Jet



HANBURY 3
Agate



HANBURY 3
Opal



CARLTON 1
Celestine



KENILWORTH 1
Danburite



BRAMALL 1
Pyrope




NORMANBY 2
Barite



NORMANBY 2
Vivianite



CARLTON 1
Lansonite



THORESBY 1
Aragonite



CARLTON 1
Ebony

OPAQUE Collection

Fusion Tiles

The **Fusion Opaque** range is a linear collection of door panels featuring sleek, modern sandblasted glass designs, complimented and subtly accented with a range of fusion glass tile designs.



HANBURY 1
Mediterranean



CARLTON 1
Mediterranean



KENILWORTH 1
Mediterranean



HANBURY 3
Roma



MONTI 1
Fusion Blue 29



ELTZ 2
Polar




AVIGNON 2
Metz Black



CHEVERNY 1
Tanzlina



BRAMALL 1
Palermo



OAKWELL 1
Kupang



HAGLEY 2
Astana



BRAMALL 1
Keltie



NORMANBY 2
Timor



BURGHLEY 1
Tahoe Green



HAGLEY 2
Sophia

Coloured Tiles & Cadram Detailing

A fine line collection of panels glazed with long lasting Cadram detailing, beautifully framing a range of coloured resin bevels.



KENILWORTH 1
Marmion Red




WHITLEY 1
Marmion Green



HAGLEY 2
Marmion Blue



RAGLEY 2
Marmion Black



HANBURY 3
Perugia



CARLTON 1
Morel Green



CARLTON 1
Marmion Black



KENILWORTH 1
Morel Black




HAGLEY 2
SB Anne



HAGLEY 2
SB Margaret



CARLTON 1
SB Climbing Rose



CARLTON 1
SB Mary



BICTON 1
SB Victoria



CARLTON 1
SB Cluster




NEWBY 1
SB Diamond



HANBURY 3
SB Diamond



HANBURY 3
SB House Number



CARLTON 1
SB Catherine

Classical Opaque

THE INVERTED COLLECTION



ASTON
Solid

STANFORD
Solid



ASTON 1
Glazed

STANFORD 2
Glazed

ASTON 3
Opal

STANFORD 4
Zirconia

The **Inverted Collection** is an exciting range of PVCu door panels that use an inverted vacuum mould during manufacture. The profile contours are inverted into the panel face, rather than standing proud, offering a distinctive, recessed panel contour.



ASTON 3
Laxton Black Glass

ARLEY 1
Whitton Victoria Glass



BROUGHTON 1
Thealby Red Glass

HARDFORD 2
Roxby Blue Glass

STANDFORD 4
Coleby Black Glass

Please note that our coloured panels are manufactured using COOLSKIN laminate skins and as such there may be a slight colour and grain variation from your chosen sash foil finish.

THE DESIGNER COLLECTION

The **Designer Collection** is a desirable range of modern living PVCu panel designs incorporating stainless steel glazing trims complimented with clean, architectural sandblasted glass.



ALBERG 1
Glazed

MOLVINO 1
Glazed

ELORN 1
Glazed

LEVI 1
Glazed




CERVINIO 1
Glazed

CHAMONIX 3
Glazed

SUMMIT 6
Glazed

NEOPSLOPE 3
Glazed



ASPEN 1
Black

COURCHEVEL 3
Cream RAL1015

ZERMATT 3
Red

AVORIAZ 1
Anthracite

VILIARS 1
Chartwell Green



CHAMONIX 3
Rosewood

MERIBEL 4
Irish Oak

ELORN 1
Mahogany 013

LIVIGNO 1
Sherwood Oak

TIGNES 5
Mahogany 021

CONSERVATORY QUARTER & SIDE PANELS



CARLTON WINSLOW RAGLEY

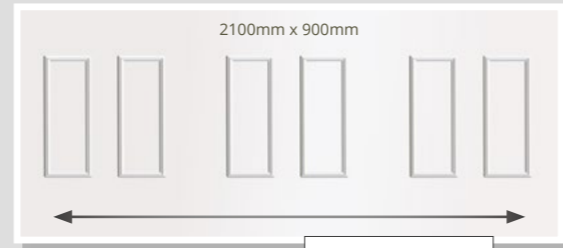
SIDE PANELS ARE SUPPLIED 900mm x 2100mm




MELBOURNE NEWARK SOWELL

515mm 525mm 525mm


900mm



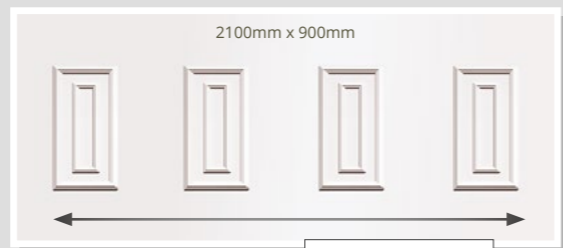
Not available in Woodgrain HAREWOOD



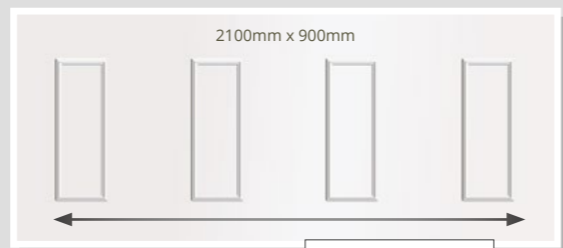
ABBERLEY



NEWARK



MELBOURNE



SOWELL




WALCOT



RAMSIDE




FENTON



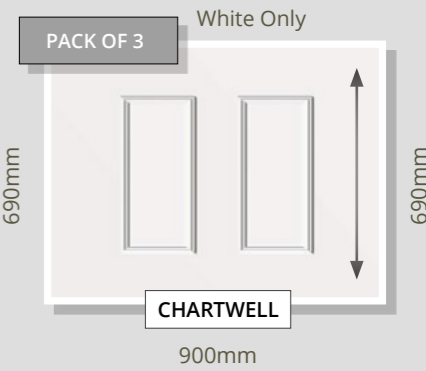
CHARTWELL

Designed to compliment our range of door panels, we also produce an extensive range of half, quarter and conservatory sheet panels.



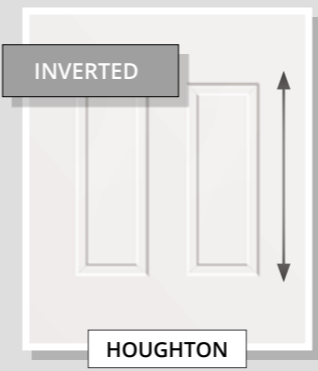
FENTON

900mm



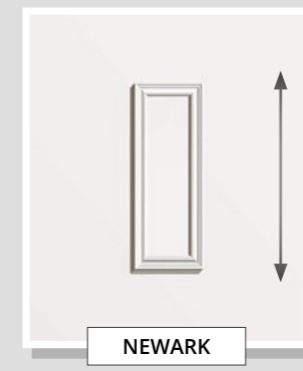
CHARTWELL

900mm



HOUGHTON

800mm



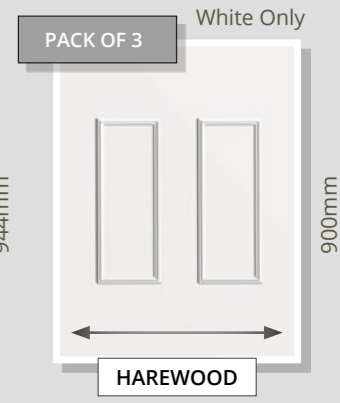
NEWARK

800mm



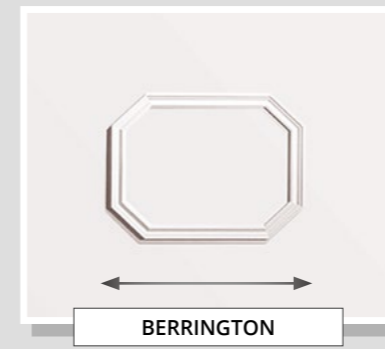
MELBOURNE

800mm



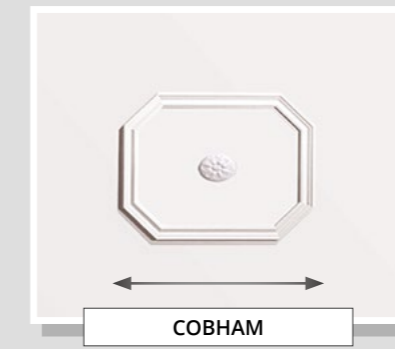
HAREWOOD

680mm
Not available in Woodgrain



BERRINGTON

950mm



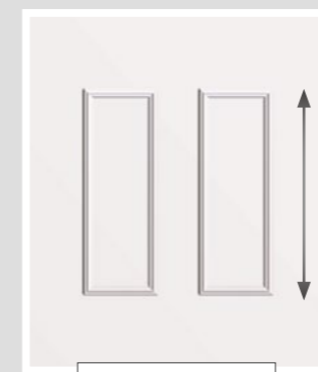
COBHAM

950mm



LEITH

950mm




BURTON

800mm



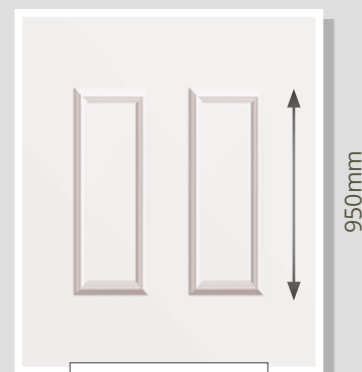
FARNBOROUGH

800mm



SHIPTON

800mm



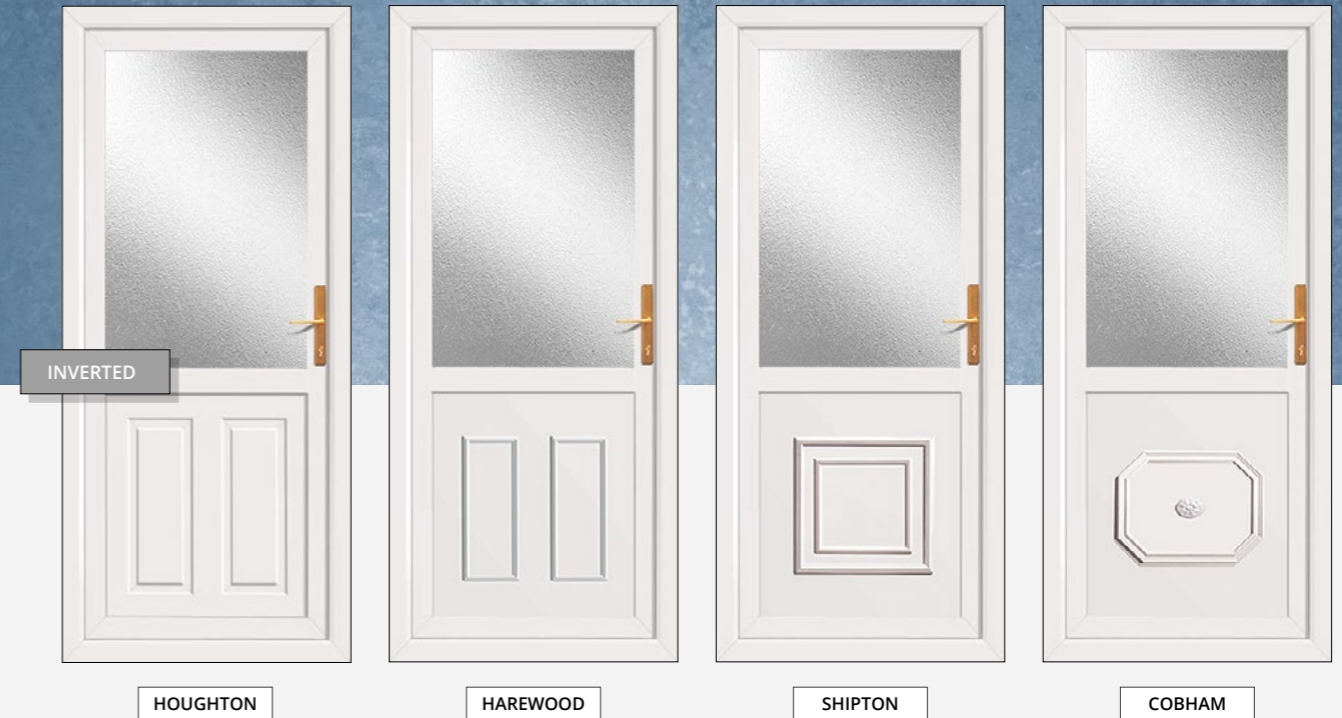
SUDBURY

800mm

As well as our ever popular standard white panels, all panels are also available in a choice of 9 COOLSKIN Colours and 5 Woodgrain effect colour options.




HALF DOOR GLAZING & PANELS



ACCESSORIES




We stock a wide range of door panel accessories, catering for all tastes and styles. Matching letterplates, door knockers, numerals and spyhole fittings are all available to fit our PVCu door panels.



SECURITY

Panels can be manufactured with 4mm, 9mm or Solid MDF cores for added security. Surcharges apply. Please ask for full details.



Rear door half panels are an ever popular choice for our customers. We have special panel offers available to trade partners looking to buy in quantity, making door production more profitable and convenient. As with all our panel products, half panels can be reinforced with 4mm, 9mm or solid MDF cores for a surcharge. See pages 17 & 18 for our full range of half panel designs.



Sealed Unit Manufacturing & Glass Toughening Plant

- Toughened & Laminated Glass
- Clear & Decorative Glass Sealed Units
- SGG Planitherm® TOTAL+
- ACG Planibel® A
- Pilkington Optiwhite™
- Pilkington Low E™
- Fast, Efficient CNC Glass Cutting
- Shaped and Bespoke Glass Services



Toughened Glass Solutions Ltd, the latest company to join Hallmark Group Products, a manufacturer of insulated-in-glass sealed units and thermally toughened safety glass products for the building, construction and double glazing industries.

YOUR **ONE STOP** SHOP



GRP Canopies,
Door Surrounds, Entrance
Porch & Conservatory Roofs.



RICHMOND - With Lead



HADLEIGH



CLOEBURY



LANGLEY



HELMSLEY



KENDAL

HALLMARK GROUP PRODUCTS

Standard & Bespoke
Panel Glazing

TRESPA

steni nature

Plastisol
Glassfibre reinforced polyester constructions



In-house Powder Coating Plant



Powder Coated Aluminium
Powder Coated Shiplap
Leathergrain Plastisol
Trespa Meteon Infill & Cladding
GRP Infill Panels
Foiled Aluminium & PVC
Aluminium Vision Angles & Flashing
Steni Nature Facade Panels

Aluminium **Building & Construction Panels**

Hallmark Group Products manufacture an extensive range of bonded and powder coated, highly thermally efficient architectural building panel products for the construction, local authority and refurbishment industries.

**Durable & Efficient
Quality & Choice**