

Impact Plus *pop up system*



www.miragedisplay.co.uk

Artwork requirements

- Please save artwork as CMYK.
- Please set up ALL artwork at **25%** final size.
- With artwork set up at 1/4 size, please supply ALL artwork with a minimum of 3mm bleed to all outer edges.
- If fonts are used, please outline ALL fonts, where not possible please supply all fonts used.
- Once artwork is received, we will set up on our template and send you a PDF proof for positioning and spelling purposes, please check carefully
- If colour matching is required then please advise.
- We do not print PANTONE, we can print the CMYK equivalent, if you have a preferred CMYK equivalent then please advise.
- Artwork can be supplied by either email, CD/DVD or uploaded to our website www.zoomdisplay.co.uk, select Artwork then select Upload Artwork and follow instructions.



Quark Xpress

- Set up CMYK at 1/4 final size
- Collect for Output and supply a Low resolution PDF for visual purposes
- If supplying a High Res PDF do not compress and supply with all bleed and crop marks



Illustrator

- Set up CMYK at 1/4 final size
- OUTLINE ALL FONTS
- Turn off all Overprints, supply all Links and flatten Transparency
- If supplying a High Res PDF do not compress and supply with all bleed and crop marks



InDesign

- Set up CMYK at 1/4 final size
- OUTLINE ALL FONTS
- Please save and supply a High Res PDF do not compress and supply with all bleed and crop marks




Photoshop

- Set up CMYK at 1/4 final size and 320dpi
- Supply a low resolution PDF for visual purposes
- If artwork set up in Photoshop, text/logos will not be vectored and will have some pixelation when printed full size,
- Save out as a JPEG.




Adobe Acrobat

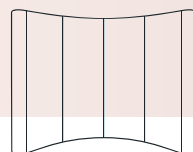
- If supplying a PDF as your final artwork, ensure all images are not reduced / compressed, crop marks and bleed are included and visual lines are not included inside the artwork.



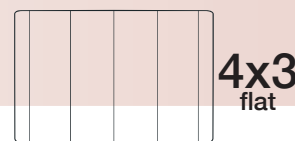
3x3
curved



3x3
flat

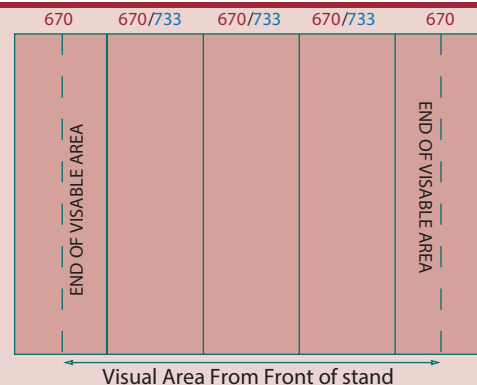


4x3
curved



4x3
flat

curved / flat



Impact Plus Panel Sizes

Curved End Panel	670mm (w) x 2250mm (h)
Curved Front Panel	670mm (w) x 2250mm (h)
Flat End Panel	400mm (w) x 2250mm (h)
Flat front Panel	733mm (w) x 2250mm (h)

All in one case 2014 1625mm (w) x 790mm (h)
(Visual area 585mm in the centre)

All in one case 08-13 1630mm (w) x 850mm (h)
(Visual area 500mm in the centre)

All in one case Pre 07 1620mm (w) x 820mm (h)
(Visual area 500mm in the centre)

Counter Case 1760mm (w) x 739mm (h)
(Visual area 550mm in the centre)

Zeus Case 1785mm (w) x 790mm (h)
(Visual area 500mm in the centre)

Atlas Single Case 1800mm (w) x 865mm (h)
(Visual area 500mm in the centre)