





COTSWOLD DECORATIVE IRONWORKERS



PROVIDERS OF THE FINEST ESTATE FENCING, GATES, BRIDGES, TREE GUARDS AND BESPOKE METALWORK

Our traditional estate fencing is ideal for use as a continuous boundary fence in parkland, paddocks, deer parks, estates or estate grounds.

The fencing is constructed from mild steel and can be galvanised or supplied ungalvanised. Our fencing and gates can be painted to your choice of colour when fitted. It is ideal for use on uneven ground as it follows the contours of the ground and can be easily curved.



We have 5 options for estate fencing and compatible gates.

- **Ungalvanised**
- **Standard 1200mm**
- **Standard 1000mm**
- **Round bar 1200mm**
- **Cheshire**

Ungalvanised fencing is available on request.

All gates can be fitted with electric automatic opening.



## Why use CDI fencing?

- Not comparable with other modular welded estate fencing made by other manufacturers - our fencing is copied from original wrought iron fencing.
- Galvanized to give your fence the strength and longevity you would expect.
- Not welded but instead we use the old fashioned method of clips and fixings removing the need to weld and unsightly weld joints.
- Treated with acid to etch prime before painting with colour of your choice.
- Able to follow the contours of the ground providing sympathetic sweeping curves with the ground.
- Installed by trained and fully qualified professional fitters.




Our Deer Park fencing is 600mm higher than our traditional estate fencing at 1800mm high and is made to the same exacting specifications of our standard estate fencing.

Again it provides a continuous boundary fence constructed from hot dip galvanised steel round & flat steel bars, which follow the contours of the ground. Deer Park fencing can be painted to your choice of colour when fitted.


We have 3 options for our Deer park fencing and compatible gates:



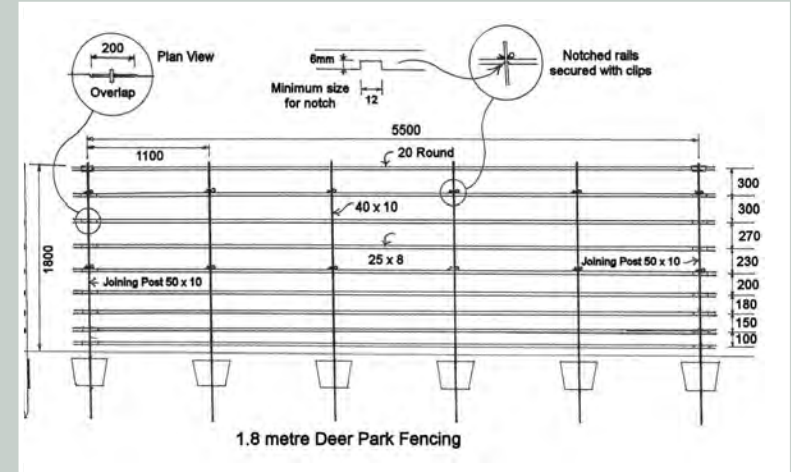
1800MM STANDARD AND DOUBLE GATES



1800MM STANDARD WITH CAST IRON PILLARS



2150MM FENCING WITH CURVED TOP



Over the years we have strived to meet our customer requirements and now offer three made to order entrance gates.

- Deer Park gates are made to our own design and like our standard fencing are made to match our fencing with the rails lining up creating a visually consistent fence & gate.
- Malvern Gates are between the large Deer Park gate and standard field gate.
- Lambourn Gates are all made with decorative handmade scrollwork centre and are galvanised and painted.

We are also able to make bespoke gates for your drive or entrance – please call us to arrange a site visit.



We specialise in making bespoke bridges to more or less any design or colour you require.

All metalwork is hot dipped galvanised steel to inhibit rusting and we recommend the use of hardwood decking providing a longer lifespan than normal treated timber. We will be happy to make an initial site visit and to discuss your plans and most importantly installation.



HEREFORD BRIDGE



CHINESE BRIDGE



HEREFORD BRIDGE



CHINESE BRIDGE



REEDMACE BRIDGE

We can arrange installation



We offer three kinds of tree guards all made from hot dip galvanised steel to inhibit rusting and can be painted to any colour you require at an extra cost – please specify when ordering.



**Estate tree guards**

Available in 1000mm diameter and have a height of 1825mm above ground.

**Short tree guards**

These are ideal for protecting trees where there is no cattle and come in three different diameter sizes, 1200mm, 1500mm, 2500mm and 3000mm.



**Crown Top tree guards**

These are thinner than Estate guards with a 600mm diameter and have a height of 1800mm above ground.



## COTSWOLD DECORATIVE IRONWORKERS

### Why use CDI?

We offer affordable quality products with trained advisors and have over 35 years experience supplying our products worldwide.

We use 8mm flat steel not 6mm steel used by other suppliers.

We use hot dip galvanized steel to conform with British Standards.

We provide hand-drawn plans with all our quotes so you have full knowledge and understanding of your project.

We employ trained craftsman and blacksmiths to create your project.

We design and make or finish all our products in UK.

We have 6 teams of experienced trained fitters. All hold CSCS cards and each team has a site supervisor SSTS trained with first aid certificate..

**We also undertake bespoke metalwork commissions - please call us if you have something in mind**

**Please contact us to discuss your requirements or to arrange an on-site meeting**

#### **Cotswold Decorative Ironworkers**

Marsh Farm, Stourton, Shipston-on-Stour, Warwickshire, England, CV36 5HG

+44(0)1608 685 134 / +44(0)1608 685 124

[CONTACT US](#)