

Hamilton® Hartland CFX®

Concealed Fixing Accessories on Stylish Slim Plates

Slim and stylish with soft rounded edges, the Hartland CFX® range helps provide the finishing touch to any project. The face plates are firmly held in place to the back frame with a patented 4 point clipping system, concealing the fixings for a seamless finish.

- Six superb finishes
- Choice of complementary switch insert finishes
- Concealed fixing
- Comprehensive range of electrical accessories
- Grid Fix and Euro Fix options are also available (see separate GRID-IT and EuroFix sections)



77C R22 BC-B




71C R23 PB-W



72C T22



79C DPN AB-B



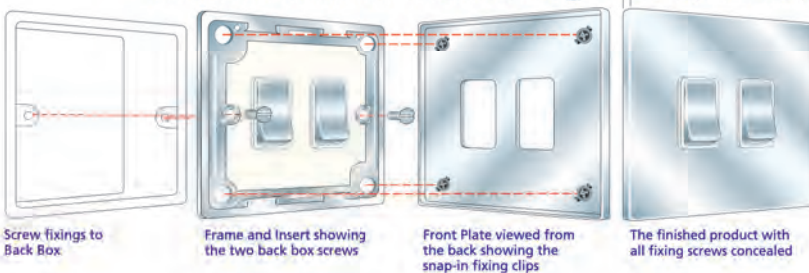
74C 1XTM SS-W



78C SPN BK-B

Hamilton Hartland CFX® Concealed Fixing

Plate depth 5 mm including gasket



Hamilton® *fashion, finish, function and flexibility*

Hamilton Hartland CFX®

Concealed Fixing Rocker Switches



77C R26 BC-W



**1 gang 10AX
2 way Rocker**

Nominal Plate Size:
86 x 86 mm

Min. Wall Box
Depth: 25 mm

Technical Insert
Reference: **R21**
Product Code



**2 gang 10AX
2 way Rocker**

Nominal Plate Size:
86 x 86 mm

Min. Wall Box
Depth: 25 mm

Technical Insert
Reference: **R22**
Product Code



**3 gang 10AX
2 way Rocker**

Nominal Plate Size:
86 x 86 mm

Min. Wall Box
Depth: 25 mm

Technical Insert
Reference: **R23**
Product Code



**4 gang 10AX
2 way Rocker**

Nominal Plate Size:
145 x 86 mm

Min. Wall Box
Depth: 25 mm

Technical Insert
Reference: **R24**
Product Code





**6 gang 10AX
2 way Rocker**

Nominal Plate Size:
145 x 86 mm

Min. Wall Box
Depth: 25 mm

Technical Insert
Reference: **R26**
Product Code

Plate Finish	Insert Finish	Insert Surround Colour	Product Code	Product Code	Product Code	Product Code	Product Code
Bright Chrome 	Bright Chrome Bright Chrome	White Black	77C R21 BC-W 77C R21 BC-B	77C R22 BC-W 77C R22 BC-B	77C R23 BC-W 77C R23 BC-B	77C R24 BC-W 77C R24 BC-B	77C R26 BC-W 77C R26 BC-B
Polished Brass 	Polished Brass Polished Brass	White Black	71C R21 PB-W 71C R21 PB-B	71C R22 PB-W 71C R22 PB-B	71C R23 PB-W 71C R23 PB-B	71C R24 PB-W 71C R24 PB-B	71C R26 PB-W 71C R26 PB-B
Satin Brass 	Satin Brass Satin Brass	White Black	72C R21 SB-W 72C R21 SB-B	72C R22 SB-W 72C R22 SB-B	72C R23 SB-W 72C R23 SB-B	72C R24 SB-W 72C R24 SB-B	72C R26 SB-W 72C R26 SB-B
Antique Brass 	Antique Brass	Black	79C R21 AB-B	79C R22 AB-B	79C R23 AB-B	79C R24 AB-B	79C R26 AB-B
Satin Stainless Effect 	Satin Stainless Satin Stainless	White Black	74C R21 SS-W 74C R21 SS-B	74C R22 SS-W 74C R22 SS-B	74C R23 SS-W 74C R23 SS-B	74C R24 SS-W 74C R24 SS-B	74C R26 SS-W 74C R26 SS-B
Black Nickel 	Black Nickel	Black	78C R21 BK-B	78C R22 BK-B	78C R23 BK-B	78C R24 BK-B	78C R26 BK-B

Hartland CFX R21 is a UK Registered Design Certificate No. 302446
Hartland CFX SS2 is a UK Registered Design Certificate No. 302445

Hartland CFX R21 is a Chinese Registered Design Certificate No. 605758
Hartland CFX SS2 is a Chinese Registered Design Certificate No. 659289

Hamilton® Hartland CFX®

Concealed Fixing Rocker Switches



1 gang 10AX Intermediate Rocker

Nominal Plate Size: 86 x 86 mm
Min. Wall Box Depth: 25 mm

Technical Insert Reference: **R31**
Product Code

2 gang 10AX Intermediate Rocker

Nominal Plate Size: 86 x 86 mm
Min. Wall Box Depth: 25 mm

Technical Insert Reference: **R32**
Product Code

1 gang 10AX Push To Make/Break Retractive Rocker







Nominal Plate Size: 86 x 86 mm
Min. Wall Box Depth: 25 mm

Technical Insert Reference: **CFXRRT**
Product Code

1 gang 10A Triple Pole Rocker


Nominal Plate Size: 86 x 86 mm
Min. Wall Box Depth: 25 mm

Technical Insert Reference: **TP**
Product Code

Plate Finish	Insert Finish	Insert Surround Colour	Product Code	Product Code	Product Code	Product Code
Bright Chrome 	Bright Chrome Bright Chrome White Plastic Black Plastic	White Black White Black	77C R31 BC-W	77C R32 BC-W	77C RRT BC-W	—
			77C R31 BC-B	77C R32 BC-B	77C RRT BC-B	—
			—	—	—	77C TP WH-W
			—	—	—	77C TP BL-B
Polished Brass 	Polished Brass Polished Brass White Plastic Black Plastic	White Black White Black	71C R31 PB-W	71C R32 PB-W	71C RRT PB-W	—
			71C R31 PB-B	71C R32 PB-B	71C RRT PB-B	—
			—	—	—	71C TP WH-W
			—	—	—	71C TP BL-B
Satin Brass 	Satin Brass Satin Brass White Plastic Black Plastic	White Black White Black	72C R31 SB-W	72C R32 SB-W	72C RRT SB-W	—
			72C R31 SB-B	72C R32 SB-B	72C RRT SB-B	—
			—	—	—	72C TP WH-W
			—	—	—	72C TP BL-B
Antique Brass 	Antique Brass Black Plastic	Black Black	79C R31 AB-B	79C R32 AB-B	79C RRT AB-B	—
			—	—	—	79C TP BL-B
			—	—	—	—
			—	—	—	—
Satin Stainless Effect 	Satin Stainless Satin Stainless White Plastic Black Plastic	White Black White Black	74C R31 SS-W	74C R32 SS-W	74C RRT SS-W	—
			74C R31 SS-B	74C R32 SS-B	74C RRT SS-B	—
			—	—	—	74C TP WH-W
			—	—	—	74C TP BL-B
Black Nickel 	Black Nickel Black Plastic	Black Black	78C R31 BK-B	78C R32 BK-B	78C RRT BK-B	—
			—	—	—	78C TP BL-B
			—	—	—	—
			—	—	—	—







Hamilton Hartland CFX®

Concealed Fixing Rocker Switches



72C R242 SB-B



Plate Finish	Insert Finish	Insert Surround Colour	1 gang 20AX 2 way Rocker Nominal Plate Size: 86 x 86 mm Min. Wall Box Depth: 25 mm Technical Insert Reference: R212 Product Code	2 gang 20AX 2 way Rocker Nominal Plate Size: 86 x 86 mm Min. Wall Box Depth: 25 mm Technical Insert Reference: R222 Product Code	3 gang 20AX 2 way Rocker Nominal Plate Size: 145 x 86 mm Min. Wall Box Depth: 25 mm Technical Insert Reference: R232 Product Code	4 gang 20AX 2 way Rocker Nominal Plate Size: 145 x 86 mm Min. Wall Box Depth: 25 mm Technical Insert Reference: R242 Product Code	1 gang 20AX Intermediate Rocker Nominal Plate Size: 86 x 86 mm Min. Wall Box Depth: 25 mm Technical Insert Reference: R312 Product Code	2 gang 20AX Intermediate Rocker Nominal Plate Size: 86 x 86 mm Min. Wall Box Depth: 25 mm Technical Insert Reference: R322 Product Code
Bright Chrome 	Bright Chrome Bright Chrome	White Black	77C R212 BC-W 77C R212 BC-B	77C R222 BC-W 77C R222 BC-B	77C R232 BC-W 77C R232 BC-B	77C R242 BC-W 77C R242 BC-B	77C R312 BC-W 77C R312 BC-B	77C R322 BC-W 77C R322 BC-B
Polished Brass 	Polished Brass Polished Brass	White Black	71C R212 PB-W 71C R212 PB-B	71C R222 PB-W 71C R222 PB-B	71C R232 PB-W 71C R232 PB-B	71C R242 PB-W 71C R242 PB-B	71C R312 PB-W 71C R312 PB-B	71C R322 PB-W 71C R322 PB-B
Satin Brass 	Satin Brass Satin Brass	White Black	72C R212 SB-W 72C R212 SB-B	72C R222 SB-W 72C R222 SB-B	72C R232 SB-W 72C R232 SB-B	72C R242 SB-W 72C R242 SB-B	72C R312 SB-W 72C R312 SB-B	72C R322 SB-W 72C R322 SB-B
Antique Brass 	Antique Brass	Black	79C R212 AB-B	79C R222 AB-B	79C R232 AB-B	79C R242 AB-B	79C R312 AB-B	79C R322 AB-B
Satin Stainless Effect 	Satin Stainless Satin Stainless	White Black	74C R212 SS-W 74C R212 SS-B	74C R222 SS-W 74C R222 SS-B	74C R232 SS-W 74C R232 SS-B	74C R242 SS-W 74C R242 SS-B	74C R312 SS-W 74C R312 SS-B	74C R322 SS-W 74C R322 SS-B
Black Nickel 	Black Nickel	Black	78C R212 BK-B	78C R222 BK-B	78C R232 BK-B	78C R242 BK-B	78C R312 BK-B	78C R322 BK-B

Hamilton Hartland CFX®

Concealed Fixing Toggle Switches



74C T23



**1 gang
20AX 2 way
Toggle**

Nominal Plate Size:
86 x 86 mm
Min. Wall Box
Depth: 35 mm
Technical Insert
Reference: **T21**
Product Code

**2 gang
20AX 2 way
Toggle**

Nominal Plate Size:
86 x 86 mm
Min. Wall Box
Depth: 35 mm
Technical Insert
Reference: **T22**
Product Code

**3 gang
20AX 2 way
Toggle**





Nominal Plate Size:
145 x 86 mm
Min. Wall Box
Depth: 35 mm
Technical Insert
Reference: **T23**
Product Code

**4 gang
20AX 2 way
Toggle**

Nominal Plate Size:
145 x 86 mm
Min. Wall Box
Depth: 35 mm
Technical Insert
Reference: **T24**
Product Code


**1 gang 20AX
Intermediate
Toggle**

Nominal Plate Size:
86 x 86 mm
Min. Wall Box
Depth: 35 mm
Technical Insert
Reference: **T31**
Product Code

Plate Finish	Insert Finish	1 gang 20AX 2 way Toggle Product Code	2 gang 20AX 2 way Toggle Product Code	3 gang 20AX 2 way Toggle Product Code	4 gang 20AX 2 way Toggle Product Code	1 gang 20AX Intermediate Toggle Product Code
Bright Chrome 	Bright Chrome	77C T21	77C T22	77C T23	77C T24	77C T31
Polished Brass 	Polished Brass	71C T21	71C T22	71C T23	71C T24	71C T31
Satin Brass 	Satin Brass	72C T21	72C T22	72C T23	72C T24	72C T31
Antique Brass 	Antique Brass	79C T21	79C T22	79C T23	79C T24	79C T31
Satin Stainless Effect 	Satin Stainless	74C T21	74C T22	74C T23	74C T24	74C T31
Black Nickel 	Black Nickel	78C T21	78C T22	78C T23	78C T24	78C T31

Concealed Fixing Hotel Card Switch with LED

Adjustable Time Delay 10 seconds - 5 minutes. Suitable for 44 mm and 54 mm width hotel Key Cards.









**1 gang
10A (6AX)
On/Off with
Blue LED
Locator**

Nominal Plate Size:
86 x 86 mm
Min. Wall Box
Depth: 35 mm
Technical Insert
Reference: **C11**
Product Code

**1 gang 12-24V
AC/DC +/-10%
On/Off with
Blue LED
Locator (Suitable
for KNX BUS
System)**

Nominal Plate Size:
86 x 86 mm
Min. Wall Box
Depth 35 mm
Technical Insert
Reference: **CKNX**
Product Code

Plate Finish	Insert Finish	Insert Surround Colour	Technical Insert Reference: C11 Product Code	Technical Insert Reference: CKNX Product Code
Bright Chrome 	Bright Chrome Bright Chrome	White Black	77C C11 BC-W 77C C11 BC-B	77C CKNX BC-W 77C CKNX BC-B
Polished Brass 	Polished Brass Polished Brass	White Black	71C C11 PB-W 71C C11 PB-B	71C CKNX PB-W 71C CKNX PB-B
Satin Brass 	Satin Brass Satin Brass	White Black	72C C11 SB-W 72C C11 SB-B	72C CKNX SB-W 72C CKNX SB-B
Antique Brass 	Antique Brass	Black	79C C11 AB-B	79C CKNX AB-B
Satin Stainless Effect 	Satin Stainless Satin Stainless	White Black	74C C11 SS-W 74C C11 SS-B	74C CKNX SS-W 74C CKNX SS-B
Black Nickel 	Black Nickel	Black	78C C11 BK-B	78C CKNX BK-B

Hamilton® Hartland CFX®

Concealed Fixing Power Sockets



78C SS1 BK-B



Plate Finish	Insert Finish	Insert Surround Colour	1 gang 13A Double Pole Switched Socket Nominal Plate Size: 86 x 86 mm Min. Wall Box Depth: 35 mm Technical Insert Reference: SS1 Product Code	2 gang 13A Double Pole Switched Socket Nominal Plate Size: 145 x 86 mm Min. Wall Box Depth: 35 mm Technical Insert Reference: SS2 Product Code	1 gang 2A Unswitched Socket Nominal Plate Size: 86 x 86 mm Min. Wall Box Depth: 35 mm Technical Insert Reference: US2 Product Code	1 gang 5A Unswitched Socket Nominal Plate Size: 86 x 86 mm Min. Wall Box Depth: 35 mm Technical Insert Reference: US5 Product Code	1 gang 13A Unswitched Socket Nominal Plate Size: 86 X 86 mm Min. Wall Box Depth 35 mm Technical Insert Reference: US13 Product Code	2 gang 13A Unswitched Socket Nominal Plate Size: 145 x 86 mm Min. Wall Box Depth 35 mm Technical Insert Reference: US99 Product Code	Shaver Dual Voltage Unswitched Socket Nominal Plate Size: 86 x 145 mm Min. Wall Box Depth 47 mm Technical Insert Reference: SHS Product Code
Bright Chrome 	Bright Chrome Bright Chrome White Plastic Black Plastic	White Black White Black	77C SS1 BC-W 77C SS1 BC-B - -	77C SS2 BC-W 77C SS2 BC-B - -	- - 77C US2 W 77C US2 B	- - 77C US5 W 77C US5 B	- - 77C US13 W 77C US13 B	- - 77C US99 W 77C US99 B	- - 77C SHS W 77C SHS B
Polished Brass 	Polished Brass Polished Brass White Plastic Black Plastic	White Black White Black	71C SS1 PB-W 71C SS1 PB-B - -	71C SS2 PB-W 71C SS2 PB-B - -	- - 71C US2 W 71C US2 B	- - 71C US5 W 71C US5 B	- - 71C US13 W 71C US13 B	- - 71C US99 W 71C US99 B	- - 71C SHS W 71C SHS B
Satin Brass 	Satin Brass Satin Brass White Plastic Black Plastic	White Black White Black	72C SS1 SB-W 72C SS1 SB-B - -	72C SS2 SB-W 72C SS2 SB-B - -	- - 72C US2 W 72C US2 B	- - 72C US5 W 72C US5 B	- - 72C US13 W 72C US13 B	- - 72C US99 W 72C US99 B	- - 72C SHS W 72C SHS B
Antique Brass 	Antique Brass Black Plastic	Black Black	79C SS1 AB-B -	79C SS2 AB-B -	- 79C US2 B	- 79C US5 B	- 79C US13 B	- 79C US99 B	- 79C SHS B
Satin Stainless Effect 	Satin Stainless Satin Stainless White Plastic Black Plastic	White Black White Black	74C SS1 SS-W 74C SS1 SS-B - -	74C SS2 SS-W 74C SS2 SS-B - -	- - 74C US2 W 74C US2 B	- - 74C US5 W 74C US5 B	- - 74C US13 W 74C US13 B	- - 74C US99 W 74C US99 B	- - 74C SHS W 74C SHS B
Black Nickel 	Black Nickel Black Plastic	Black Black	78C SS1 BK-B -	78C SS2 BK-B -	- 78C US2 B	- 78C US5 B	- -	- -	- 78C SHS B

Hamilton Hartland CFX®

Concealed Fixing USB Power Sockets

Concealed Fixing Key Switches



**2 gang 13A
Unswitched Socket
+ 2 x USB
Charging Points**
Nominal Plate Size:
144 x 86 mm
Min. Wall Box
Depth: 35 mm
Technical Insert
Reference: **USB99**
Product Code

Plate Finish

Insert Colour

Bright Chrome

**White Plastic
Black Plastic**

77C USB99 W
77C USB99 B



Polished Brass

**White Plastic
Black Plastic**

71C USB99 W
71C USB99 B



Satin Brass

**White Plastic
Black Plastic**

72C USB99 W
72C USB99 B



Antique Brass

Black Plastic

79C USB99 B



Satin Stainless Effect

**White Plastic
Black Plastic**

74C USB99 W
74C USB99 B



Black Nickel

Black Plastic

78C USB99 B



**1 gang
20AX 2 way
Key Switch**
Nominal Plate Size:
86 x 86 mm
Min. Wall Box
Depth: 25 mm
Technical Insert
Reference: **K21**
Product Code

Plate Finish

Insert Colour

Bright Chrome

**White Plastic
Black Plastic**

77C K21 W
77C K21 B



Polished Brass

**White Plastic
Black Plastic**

71C K21 W
71C K21 B



Satin Brass

**White Plastic
Black Plastic**

72C K21 W
72C K21 B



Antique Brass

Black Plastic

79C K21 B



Satin Stainless Effect

**White Plastic
Black Plastic**

74C K21 W
74C K21 B



Black Nickel

Black Plastic

78C K21 B



**1 gang 20AX
2 way Key
Switch "EMG
LTG TEST"**
Nominal Plate Size:
86 x 86 mm
Min. Wall Box
Depth 25 mm
Technical Insert
Reference: **KEL**
Product Code

77C KEL W
77C KEL B

71C KEL W
71C KEL B

72C KEL W
72C KEL B

79C KEL B

74C KEL W
74C KEL B

78C KEL B

Concealed Fixing Television Coaxial Sockets



79C TVFM B



**1 gang
Non Isolated
TV
1 In/1 Out**

Nominal Plate
Size: 86 x 86 mm
Min. Wall Box
Depth: 25 mm
Technical Insert
Reference: TV

Product Code



**Isolated
TV/FM
Diplexer
1 In/2 Out**

Nominal Plate
Size: 86 x 86 mm
Min. Wall Box
Depth: 25 mm
Technical Insert
Reference: TVFM

Product Code



**1 gang
Isolated
TV
1 In/1 Out**

Nominal Plate
Size: 86 x 86 mm
Min. Wall Box
Depth: 25 mm
Technical Insert
Reference: TVI

Product Code



**2 gang
Non Isolated
TV +
Satellite
2 In/2 Out**

Nominal Plate
Size: 86 x 86 mm
Min. Wall Box
Depth: 35 mm
Technical Insert
Reference: TVSAT

Product Code



**1 gang
Non Isolated
Satellite**

Nominal Plate
Size: 86 x 86 mm
Min. Wall Box
Depth: 35 mm
Technical Insert
Reference: SATN

Product Code



**1 gang
Isolated
Satellite**

Nominal Plate
Size: 86 x 86 mm
Min. Wall Box
Depth: 35 mm
Technical Insert
Reference: SATI

Product Code

Plate Finish

Insert Colour

Bright Chrome

**White Plastic
Black Plastic**

77C TV W
77C TV B

77C TVFM W
77C TVFM B

77C TVI W
77C TVI B

77C TVSAT W
77C TVSAT B

77C SATN W
77C SATN B

77C SATI W
77C SATI B



Polished Brass

**White Plastic
Black Plastic**

71C TV W
71C TV B

71C TVFM W
71C TVFM B

71C TVI W
71C TVI B

71C TVSAT W
71C TVSAT B

71C SATN W
71C SATN B

71C SATI W
71C SATI B



Satin Brass

**White Plastic
Black Plastic**

72C TV W
72C TV B

72C TVFM W
72C TVFM B

72C TVI W
72C TVI B

72C TVSAT W
72C TVSAT B

72C SATN W
72C SATN B

72C SATI W
72C SATI B



Antique Brass

Black Plastic

79C TV B

79C TVFM B

79C TVI B

79C TVSAT B

79C SATN B

79C SATI B



Satin Stainless Effect

**White Plastic
Black Plastic**

74C TV W
74C TV B

74C TVFM W
74C TVFM B

74C TVI W
74C TVI B

74C TVSAT W
74C TVSAT B

74C SATN W
74C SATN B

74C SATI W
74C SATI B



Black Nickel

Black Plastic

78C TV B

78C TVFM B

78C TVI B

78C TVSAT B

78C SATN B

78C SATI B



Hamilton Hartland CFX®

Concealed Fixing Digital Television Sockets - Screened Non Isolated - DAB Compatible



74C DTRID W



Non Isolated TV/FM/Satellite Triplexer 1 In/3 Out

Nominal Plate Size: 86 x 86 mm
Min. Wall Box Depth: 35 mm

Technical Insert Reference: **DTRID**

1 gang Non Isolated TV (Female)

Nominal Plate Size: 86 x 86 mm
Min. Wall Box Depth: 35 mm

Technical Insert Reference: **DTVF**

1 gang Non Isolated TV (Male)

Nominal Plate Size: 86 x 86 mm
Min. Wall Box Depth: 35 mm

Technical Insert Reference: **DTVM**

1 gang Non Isolated Satellite

Nominal Plate Size: 86 x 86 mm
Min. Wall Box Depth: 35 mm

Technical Insert Reference: **DSAT**

Non Isolated TV/FM/Satellite 1/Satellite 2 Quadplexer 2 In/4 Out

Nominal Plate Size: 86 x 86 mm
Min. Wall Box Depth: 35 mm

Technical Insert Reference: **DENT**

Non Isolated TV/FM/Satellite 1/Satellite 2 Quadplexer 2 In/4 Out + TVF + TCS

Nominal Plate Size: 145 x 86 mm
Min. Wall Box Depth: 35 mm

Technical Insert Reference: **DSAT+**

Plate Finish	Insert Colour	Product Code	Product Code	Product Code	Product Code	Product Code	Product Code
Bright Chrome 	White Plastic Black Plastic	77C DTRID W	77C DTVF W	77C DTVM W	77C DSAT W	77C DENT W	77C DSAT+ W
		77C DTRID B	77C DTVF B	77C DTVM B	77C DSAT B	77C DENT B	77C DSAT+ B
Polished Brass 	White Plastic Black Plastic	71C DTRID W	71C DTVF W	71C DTVM W	71C DSAT W	71C DENT W	71C DSAT+ W
		71C DTRID B	71C DTVF B	71C DTVM B	71C DSAT B	71C DENT B	71C DSAT+ B
Satin Brass 	White Plastic Black Plastic	72C DTRID W	72C DTVF W	72C DTVM W	72C DSAT W	72C DENT W	72C DSAT+ W
		72C DTRID B	72C DTVF B	72C DTVM B	72C DSAT B	72C DENT B	72C DSAT+ B
Antique Brass 	Black Plastic	79C DTRID B	79C DTVF B	79C DTVM B	79C DSAT B	79C DENT B	79C DSAT+ B
Satin Stainless Effect 	White Plastic Black Plastic	74C DTRID W	74C DTVF W	74C DTVM W	74C DSAT W	74C DENT W	74C DSAT+ W
		74C DTRID B	74C DTVF B	74C DTVM B	74C DSAT B	74C DENT B	74C DSAT+ B
Black Nickel 	Black Plastic	78C DTRID B	78C DTVF B	78C DTVM B	78C DSAT B	78C DENT B	78C DSAT+ B

Concealed Fixing Telephone and Data Outlets



77C J12 W



1 gang Telephone Master

Nominal Plate Size: 86 x 86 mm
Min. Wall Box Depth: 25 mm
Technical Insert Reference: **TCM**
Product Code



1 gang Telephone Slave

Nominal Plate Size: 86 x 86 mm
Min. Wall Box Depth: 25 mm
Technical Insert Reference: **TCS**
Product Code



1 gang RJ12 Outlet Unshielded

Nominal Plate Size: 86 x 86 mm
Min. Wall Box Depth: 35 mm
Technical Insert Reference: **J12**
Product Code



2 gang RJ12 Outlet Unshielded

Nominal Plate Size: 86 x 86 mm
Min. Wall Box Depth: 35 mm
Technical Insert Reference: **2J12**
Product Code









1 gang RJ45 CAT 5E Outlet Unshielded

Nominal Plate Size: 86 x 86 mm
Min. Wall Box Depth: 35 mm
Technical Insert Reference: **J45**
Product Code



2 gang RJ45 CAT 5E Outlet Unshielded

Nominal Plate Size: 86 x 86 mm
Min. Wall Box Depth: 35 mm
Technical Insert Reference: **2J45**
Product Code

Plate Finish	Insert Colour	Product Code	Product Code	Product Code	Product Code	Product Code	Product Code
Bright Chrome 	White Plastic Black Plastic	77C TCM W 77C TCM B	77C TCS W 77C TCS B	77C J12 W 77C J12 B	77C 2J12 W 77C 2J12 B	77C J45 W 77C J45 B	77C 2J45 W 77C 2J45 B
Polished Brass 	White Plastic Black Plastic	71C TCM W 71C TCM B	71C TCS W 71C TCS B	71C J12 W 71C J12 B	71C 2J12 W 71C 2J12 B	71C J45 W 71C J45 B	71C 2J45 W 71C 2J45 B
Satin Brass 	White Plastic Black Plastic	72C TCM W 72C TCM B	72C TCS W 72C TCS B	72C J12 W 72C J12 B	72C 2J12 W 72C 2J12 B	72C J45 W 72C J45 B	72C 2J45 W 72C 2J45 B
Antique Brass 	Black Plastic	79C TCM B	79C TCS B	79C J12 B	79C 2J12 B	79C J45 B	79C 2J45 B
Satin Stainless Effect 	White Plastic Black Plastic	74C TCM W 74C TCM B	74C TCS W 74C TCS B	74C J12 W 74C J12 B	74C 2J12 W 74C 2J12 B	74C J45 W 74C J45 B	74C 2J45 W 74C 2J45 B
Black Nickel 	Black Plastic	78C TCM B	78C TCS B	78C J12 B	78C 2J12 B	78C J45 B	78C 2J45 B

Hamilton Hartland CFX®

Concealed Fixing Double Pole Switches



72C DPN SB-B



1 gang 20AX Double Pole Rocker + Neon







Nominal Plate
Size: 86 x 86 mm
Min. Wall Box
Depth: 25 mm
Technical Insert
Reference: **DPN**
Product Code

1 gang 45A Double Pole Red Rocker + Neon

Nominal Plate
Size: 86 x 86 mm
Min. Wall Box
Depth: 35 mm
Technical Insert
Reference: **45N**
Product Code

45A Double Pole Red Rocker + Neon + 13A Switched Socket

Nominal Plate
Size: 145 x 86 mm
Min. Wall Box
Depth: 35
Technical Insert
Reference: **45SS1**
Product Code

Plate Finish	Insert Finish	Insert Surround Colour	Product Code	Product Code	Product Code
Bright Chrome 	Bright Chrome Bright Chrome Red Plastic Red Plastic	White	77C DPN BC-W	-	77C 45SS1 BC-W
		Black	77C DPN BC-B	-	77C 45SS1 BC-B
		White	-	77C 45N W	-
		Black	-	77C 45N B	-
Polished Brass 	Polished Brass Polished Brass Red Plastic Red Plastic	White	71C DPN PB-W	-	71C 45SS1 PB-W
		Black	71C DPN PB-B	-	71C 45SS1 PB-B
		White	-	71C 45N W	-
		Black	-	71C 45N B	-
Satin Brass 	Satin Brass Satin Brass Red Plastic Red Plastic	White	72C DPN SB-W	-	72C 45SS1 SB-W
		Black	72C DPN SB-B	-	72C 45SS1 SB-B
		White	-	72C 45N W	-
		Black	-	72C 45N B	-
Antique Brass 	Antique Brass Red Plastic	Black	79C DPN AB-B	-	79C 45SS1 AB-B
		Black	-	79C 45N B	-
Satin Stainless Effect 	Satin Stainless Satin Stainless Red Plastic Red Plastic	White	74C DPN SS-W	-	74C 45SS1 SS-W
		Black	74C DPN SS-B	-	74C 45SS1 SS-B
		White	-	74C 45N W	-
		Black	-	74C 45N B	-
Black Nickel 	Black Nickel Red Plastic	Black	78C DPN BK-B	-	78C 45SS1 BK-B
		Black	-	78C 45N B	-

Hamilton® Hartland CFX®

Concealed Fixing Connection Units



78C SPN BK-B









**1 gang 13A
Double Pole
Fused Spur+ Neon**

Nominal Plate
Size: 86 x 86 mm
Min. Wall Box
Depth: 35 mm
Technical Insert
Reference: **SPN**
Product Code



**1 gang 13A
Fuse with
Red Neon Halo**

Nominal Plate
Size: 86 x 86 mm
Min. Wall Box
Depth: 35 mm
Technical Insert
Reference: **FN**
Product Code

Plate Finish	Insert Finish	Insert Surround Colour	Technical Insert Reference: SPN Product Code	Technical Insert Reference: FN Product Code
Bright Chrome 	Bright Chrome Bright Chrome Bright Chrome	White Black Red Neon	77C SPN BC-W 77C SPN BC-B -	- - 77C FN BC-R
Polished Brass 	Polished Brass Polished Brass Polished Brass	White Black Red Halo	71C SPN PB-W 71C SPN PB-B -	- - 71C FN PB-R
Satin Brass 	Satin Brass Satin Brass Satin Brass	White Black Red Halo	72C SPN SB-W 72C SPN SB-B -	- - 72C FN SB-R
Antique Brass 	Antique Brass Antique Brass	Black Red Halo	79C SPN AB-B -	- 79C FN AB-R
Satin Stainless Effect 	Satin Stainless Satin Stainless Satin Stainless	White Black Red Halo	74C SPN SS-W 74C SPN SS-B -	- - 74C FN SS-R
Black Nickel 	Black Nickel Black Nickel	Black Red Halo	78C SPN BK-B -	- 78C FN BK-R

Concealed Fixing Leading Edge Push On/Off Resistive Dimmers







Note: Tungsten filament GU10 lamps must be branded and with a fused base. Note: When using mains voltage halogen lamps - dimmers should be de-rated by 25%.

Note: When dimming LED lamps de-rate by 75% - please contact our Technical Department for compatibility.



79C 3X40



Plate Finish	Insert Finish	1 gang 400W 2 way Dimmer Nominal Plate Size: 86 x 86 mm Min. Wall Box Depth: 35 mm Technical Insert Reference: 1X40 Product Code	2 gang 400W 2 way Dimmer (Max. 300 watts per gang) Nominal Plate Size: 86 x 86 mm Min. Wall Box Depth: 35 mm Technical Insert Reference: 2X40 Product Code	3 gang 400W 2 way Dimmer Nominal Plate Size: 145 x 86 mm Min. Wall Box Depth: 35 mm Technical Insert Reference: 3X40 Product Code	4 gang 400W 2 way Dimmer (Max. 300 watts per gang) Nominal Plate Size: 145 x 86 mm Min. Wall Box Depth: 35 mm Technical Insert Reference: 4X40 Product Code	1 gang 600W 2 way Dimmer Nominal Plate Size: 86 x 86 mm Min. Wall Box Depth: 35 mm Technical Insert Reference: 1X60 Product Code	1 gang 1000W 2 way Dimmer Nominal Plate Size: 145 x 86 mm Min. Wall Box Depth: 35 mm Technical Insert Reference: 1X1K Product Code
Bright Chrome 	Bright Chrome	77C 1X40	77C 2X40	77C 3X40	77C 4X40	77C 1X60	77C 1X1K
Polished Brass 	Polished Brass	71C 1X40	71C 2X40	71C 3X40	71C 4X40	71C 1X60	71C 1X1K
Satin Brass 	Satin Brass	72C 1X40	72C 2X40	72C 3X40	72C 4X40	72C 1X60	72C 1X1K
Antique Brass 	Antique Brass	79C 1X40	79C 2X40	79C 3X40	79C 4X40	79C 1X60	79C 1X1K
Satin Stainless Effect 	Satin Stainless	74C 1X40	74C 2X40	74C 3X40	74C 4X40	74C 1X60	74C 1X1K
Black Nickel 	Black Nickel	78C 1X40	78C 2X40	78C 3X40	78C 4X40	78C 1X60	78C 1X1K

Hamilton Hartland CFX®

Concealed Fixing Leading Edge Push On/Off Inductive Dimmers

Note: When dimming LED lamps de-rate by 75% - please contact our Technical Department for compatibility.



77C 1X2V









1 gang 200VA 2 way Dimmer

Nominal Plate Size:
86 x 86 mm
Min. Wall Box
Depth: 35 mm
Technical Insert
Reference: 1X2V
Product Code



1 gang 300VA 2 way Dimmer

Nominal Plate Size:
86 x 86 mm
Min. Wall Box
Depth: 35 mm
Technical Insert
Reference: 1X3V
Product Code

Plate Finish	Insert Finish	Product Code	Product Code
Bright Chrome	Bright Chrome	77C 1X2V	77C 1X3V
			
Polished Brass	Polished Brass	71C 1X2V	71C 1X3V
			
Satin Brass	Satin Brass	72C 1X2V	72C 1X3V
			
Antique Brass	Antique Brass	79C 1X2V	79C 1X3V
			
Satin Stainless Effect	Satin Stainless	74C 1X2V	74C 1X3V
			
Black Nickel	Black Nickel	78C 1X2V	78C 1X3V
			

Hamilton Hartland CFX®

Concealed Fixing Trailing Edge Push On/Off Dimmers

Note: Tungsten filament GU10 lamps must be branded and with a fused base. Note: When using mains voltage halogen lamps - dimmers should be de-rated by 25%.

Note: When using mains voltage halogen load transformers - maximum rating is 210VA. Note: When dimming LED lamps de-rate by 75% - please contact our Technical Department for compatibility.



71C 2XTE



**1 gang
250W/210VA
Trailing Edge
Multi-Way
Dimmer**

Nominal Plate Size:
86 x 86 mm

Min. Wall Box
Depth: 35 mm

Technical Insert
Reference: 1XTE

Product Code



**2 gang
250W/210VA
Trailing Edge
Multi-Way
Dimmer**

Nominal Plate Size:
86 x 86 mm

Min. Wall Box
Depth: 35 mm

Technical Insert
Reference: 2XTE

Product Code




**3 gang
250W/210VA
Trailing Edge
Multi-Way
Dimmer**

Nominal Plate Size:
145 x 86 mm

Min. Wall Box
Depth: 35 mm

Technical Insert
Reference: 3XTE

Product Code



**4 gang
250W/210VA
Trailing Edge
Multi-Way
Dimmer**

Nominal Plate Size:
145 x 86 mm

Min. Wall Box
Depth: 35 mm

Technical Insert
Reference: 4XTE

Product Code

Plate Finish

Insert Finish

Bright Chrome

Bright Chrome

77C 1XTE

77C 2XTE

77C 3XTE

77C 4XTE



Polished Brass

Polished Brass

71C 1XTE

71C 2XTE

71C 3XTE

71C 4XTE



Satin Brass

Satin Brass

72C 1XTE

72C 2XTE

72C 3XTE

72C 4XTE



Antique Brass

Antique Brass

79C 1XTE

79C 2XTE

79C 3XTE

79C 4XTE



Satin Stainless Effect

Satin Stainless

74C 1XTE

74C 2XTE

74C 3XTE

74C 4XTE



Black Nickel

Black Nickel

78C 1XTE

78C 2XTE

78C 3XTE

78C 4XTE



Concealed Fixing Trailing Edge Touch Master Multi-Way Dimmers

Note: Tungsten filament GU10 lamps must be branded and with a fused base. Note: When using mains voltage halogen lamps - dimmers should be de-rated by 25%.

Note: When using mains voltage halogen load transformers - maximum rating is 210VA. Note: When dimming LED lamps de-rate by 75% - please contact our Technical Department for compatibility.



**1 gang
250W/210VA
Trailing Edge
Multi-Way
Touch Master
Dimmer**

Nominal Plate Size:
86 x 86 mm
Min. Wall Box
Depth: 35 mm

Technical Insert
Reference: **1XTM**
Product Code



**2 gang
250W/210VA
Trailing Edge
Multi-Way
Touch Master
Dimmer**

Nominal Plate Size:
86 x 86 mm
Min. Wall Box
Depth: 35 mm

Technical Insert
Reference: **2XTM**
Product Code



**3 gang
250W/210VA
Trailing Edge
Multi-Way
Touch Master
Dimmer**

Nominal Plate Size:
145 x 86 mm
Min. Wall Box
Depth: 35 mm







Technical Insert
Reference: **3XTM**
Product Code



**4 gang
250W/210VA
Trailing Edge
Multi-Way
Touch Master
Dimmer**

Nominal Plate Size:
145 x 86 mm
Min. Wall Box
Depth: 35 mm

Technical Insert
Reference: **4XTM**
Product Code

Plate Finish	Insert Finish	Insert Surround Colour	Technical Insert Reference: 1XTM Product Code	Technical Insert Reference: 2XTM Product Code	Technical Insert Reference: 3XTM Product Code	Technical Insert Reference: 4XTM Product Code
Bright Chrome 	Bright Chrome Bright Chrome	White Black	77C 1XTM BC-W 77C 1XTM BC-B	77C 2XTM BC-W 77C 2XTM BC-B	77C 3XTM BC-W 77C 3XTM BC-B	77C 4XTM BC-W 77C 4XTM BC-B
Polished Brass 	Polished Brass Polished Brass	White Black	71C 1XTM PB-W 71C 1XTM PB-B	71C 2XTM PB-W 71C 2XTM PB-B	71C 3XTM PB-W 71C 3XTM PB-B	71C 4XTM PB-W 71C 4XTM PB-B
Satin Brass 	Satin Brass Satin Brass	White Black	72C 1XTM SB-W 72C 1XTM SB-B	72C 2XTM SB-W 72C 2XTM SB-B	72C 3XTM SB-W 72C 3XTM SB-B	72C 4XTM SB-W 72C 4XTM SB-B
Antique Brass 	Antique Brass	Black	79C 1XTM AB-B	79C 2XTM AB-B	79C 3XTM AB-B	79C 4XTM AB-B
Satin Stainless Effect 	Satin Stainless Satin Stainless	White Black	74C 1XTM SS-W 74C 1XTM SS-B	74C 2XTM SS-W 74C 2XTM SS-B	74C 3XTM SS-W 74C 3XTM SS-B	74C 4XTM SS-W 74C 4XTM SS-B
Black Nickel 	Black Nickel	Black	78C 1XTM BK-B	78C 2XTM BK-B	78C 3XTM BK-B	78C 4XTM BK-B

Hamilton Hartland CFX®

Concealed Fixing Touch Slave Controllers

Note: To only be used with Touch Master Dimmers Note: Tungsten filament GU10 lamps must be branded and with a fused base.

Note: When using mains voltage halogen lamps - dimmers should be de-rated by 25%. Note: When using mains voltage halogen load transformers - maximum rating is 210VA.



79C 4XTS AB-B



1 gang Multi-Way Touch Slave Controller

Nominal Plate Size:
86 x 86 mm

Min. Wall Box
Depth: 35 mm

Technical Insert
Reference: 1XTS
Product Code



2 gang Multi-Way Touch Slave Controller

Nominal Plate Size:
86 x 86 mm

Min. Wall Box
Depth: 35 mm

Technical Insert
Reference: 2XTS
Product Code



3 gang Multi-Way Touch Slave Controller

Nominal Plate Size:
145 x 86 mm

Min. Wall Box
Depth: 35 mm

Technical Insert
Reference: 3XTS
Product Code



4 gang Multi-Way Touch Slave Controller

Nominal Plate Size:
145 x 86 mm

Min. Wall Box
Depth: 35 mm

Technical Insert
Reference: 4XTS
Product Code

Plate Finish	Insert Finish	Insert Surround Colour	Technical Insert Reference: 1XTS Product Code	Technical Insert Reference: 2XTS Product Code	Technical Insert Reference: 3XTS Product Code	Technical Insert Reference: 4XTS Product Code
Bright Chrome 	Bright Chrome Bright Chrome	White Black	77C 1XTS BC-W 77C 1XTS BC-B	77C 2XTS BC-W 77C 2XTS BC-B	77C 3XTS BC-W 77C 3XTS BC-B	77C 4XTS BC-W 77C 4XTS BC-B
Polished Brass 	Polished Brass Polished Brass	White Black	71C 1XTS PB-W 71C 1XTS PB-B	71C 2XTS PB-W 71C 2XTS PB-B	71C 3XTS PB-W 71C 3XTS PB-B	71C 4XTS PB-W 71C 4XTS PB-B
Satin Brass 	Satin Brass Satin Brass	White Black	72C 1XTS SB-W 72C 1XTS SB-B	72C 2XTS SB-W 72C 2XTS SB-B	72C 3XTS SB-W 72C 3XTS SB-B	72C 4XTS SB-W 72C 4XTS SB-B
Antique Brass 	Antique Brass	Black	79C 1XTS AB-B	79C 2XTS AB-B	79C 3XTS AB-B	79C 4XTS AB-B
Satin Stainless Effect 	Satin Stainless Satin Stainless	White Black	74C 1XTS SS-W 74C 1XTS SS-B	74C 2XTS SS-W 74C 2XTS SS-B	74C 3XTS SS-W 74C 3XTS SS-B	74C 4XTS SS-W 74C 4XTS SS-B
Black Nickel 	Black Nickel	Black	78C 1XTS BK-B	78C 2XTS BK-B	78C 3XTS BK-B	78C 4XTS BK-B

Hamilton® Hartland CFX®

Concealed Fixing GRID-IT Grid Fix Plates complete with Fixing Grid

Minimum Wall Box Depth dependant on GRID-IT insert fitted - please see the GRID-IT section for our complete range of inserts.




Plate Finish

Bright Chrome



Polished Brass



Satin Brass



Antique Brass



Satin Stainless Effect



Black Nickel



1 gang Aperture Grid Fix Plate

Nominal Plate Size:
86 x 86 mm

Technical Insert
Reference: **1GP**

Product Code



2 gang Aperture Grid Fix Plate

Nominal Plate Size:
86 x 86 mm

Technical Insert
Reference: **2GP**

Product Code



3 gang Aperture Grid Fix Plate

Nominal Plate Size:
145 x 86 mm

Technical Insert
Reference: **3GP**

Product Code



4 gang Aperture Grid Fix Plate

Nominal Plate Size:
145 x 86 mm

Technical Insert
Reference: **4GP**

Product Code

	77C 1GP	77C 2GP	77C 3GP	77C 4GP
	71C 1GP	71C 2GP	71C 3GP	71C 4GP
	72C 1GP	72C 2GP	72C 3GP	72C 4GP
	79C 1GP	79C 2GP	79C 3GP	79C 4GP
	74C 1GP	74C 2GP	74C 3GP	74C 4GP
	78C 1GP	78C 2GP	78C 3GP	78C 4GP

Spare Grids complete with Gasket



1 gang Grid with Gasket

Nominal Grid Size:
86 x 86 mm

Technical Insert
Reference: **7C1G**

Product Code

7C 1G



2 gang Grid with Gasket

Nominal Grid Size:
86 x 86 mm

Technical Insert
Reference: **7C2G**

Product Code

7C 2G



3 gang Grid with Gasket

Nominal Grid Size:
145 x 86 mm

Technical Insert
Reference: **7C3G**

Product Code

7C 3G



4 gang Grid with Gasket

Nominal Grid Size:
145 x 86 mm

Technical Insert
Reference: **7C4G**

Product Code

7C 4G

Hamilton® Hartland CFX®

Concealed Fixing EuroFix Plates complete with Fixing Grid








Minimum Wall Box Depth is dependent on the EuroFix insert fitted - please see the EuroFix section for our complete range of inserts.



Concealed Fixing Blank Plates



				
	1 Module EuroFix Plate Nominal Plate Size: 86 x 86 mm Aperture: 25 x 50 mm Technical Insert Reference: EURO1	2 Module EuroFix Plate Nominal Plate Size: 86 x 86 mm Aperture: 50 x 50 mm Technical Insert Reference: EURO2	3 Module Eurofix Plate Nominal Plate Size: 145 x 86 mm Aperture: 75 x 50 mm Technical Insert Reference: EURO3	4 Module EuroFix Plate Nominal Plate Size: 145 x 86 mm Aperture: 100 x 50 mm Technical Insert Reference: EURO4
Plate Finish	Product Code	Product Code	Product Code	Product Code
Bright Chrome	77C EURO1	77C EURO2	77C EURO3	77C EURO4
				
Polished Brass	71C EURO1	71C EURO2	71C EURO3	71C EURO4
				
Satin Brass	72C EURO1	72C EURO2	72C EURO3	72C EURO4
				
Antique Brass	79C EURO1	79C EURO2	79C EURO3	79C EURO4
				
Satin Stainless Effect	74C EURO1	74C EURO2	74C EURO3	74C EURO4
				
Black Nickel	78C EURO1	78C EURO2	78C EURO3	78C EURO4
				

		
	Single Blank Plate Nominal Plate Size: 86 x 86 mm Technical Insert Reference: BPS	Double Blank Plate Nominal Plate Size: 145 x 86 mm Technical Insert Reference: BPD
Plate Finish	Product Code	Product Code
Bright Chrome	77C BPS	77C BPD
		
Polished Brass	71C BPS	71C BPD
		
Satin Brass	72C BPS	72C BPD
		
Antique Brass	79C BPS	79C BPD
		
Satin Stainless Effect	74C BPS	74C BPD
		
Black Nickel	78C BPS	78C BPD
