

# PRESSURE WASHERS

MAC WASHMASTER RANGE



**MAC**  
INTERNATIONAL

[www.macinternational.co.uk](http://www.macinternational.co.uk)

# MAC

INTERNATIONAL



# CONTENTS

4-5	<b>HOT MOBILE PRESSURE WASHERS</b> MAC AVANT RANGE	18	<b>COLD MOBILE PRESSURE WASHERS</b> MAC LASER & LASER HT
6	<b>HOT MOBILE PRESSURE WASHERS</b> MAC AVANT GRP & AVANT ZP	19	<b>COLD MOBILE PRESSURE WASHERS</b> MAC CAYMAN
7	<b>HOT MOBILE PRESSURE WASHERS</b> MAC AVANT XL	19	<b>COLD MOBILE PRESSURE WASHERS</b> MAC TORNADO
7	<b>HOT MOBILE PRESSURE WASHERS</b> MAC AVANT ACCESSORIES	20-21	<b>HOT STATIC PRESSURE WASHERS</b> MAC PLANTMASTER RANGE
8	<b>HOT MOBILE PRESSURE WASHERS</b> MAC DROP REVOLUTION	22	<b>HOT STATIC PRESSURE WASHERS</b> MAC PLANTMASTER S.S.
9	<b>HOT MOBILE PRESSURE WASHERS</b> MAC DROP PRO & STANDARD	23	<b>HOT STATIC PRESSURE WASHERS</b> MAC TWIN PLANTMASTER
10	<b>HOT MOBILE PRESSURE WASHERS</b> MAC LUX	24	<b>HOT STATIC PRESSURE WASHERS</b> MAC SITEMASTER
11	<b>HOT MOBILE PRESSURE WASHERS</b> MAC DARTER	25	<b>HOT STATIC PRESSURE WASHERS</b> MAC SITEMASTER XL
11	<b>HOT MOBILE PRESSURE WASHERS</b> MAC COMPACT	26	<b>COLD MODULE PRESSURE WASHERS</b> MAC FIX & FIX HT
12-13	<b>ELECTRICALLY HEATED PRESSURE WASHERS</b> MAC PERMAHOT RANGE	27	<b>HOT MODULE PRESSURE WASHERS</b> MAC MASTER
13	<b>ELECTRICALLY HEATED PRESSURE WASHERS</b> MAC ELEKTRA	27	<b>HOT MODULE PRESSURE WASHERS</b> MAC HOT FIX
14	<b>HOT DIESEL PRESSURE WASHERS</b> MAC CONTRACTOR	28	<b>COLD STATIC PRESSURE WASHERS</b> MAC COLD PLANTMASTER
15	<b>HOTBOX PRESSURE WASHERS</b> MAC BY-TURBO	29	<b>COLD STATIC PRESSURE WASHERS</b> MAC TWIN COLD PLANTMASTER
15	<b>HOTBOX PRESSURE WASHERS</b> MAC KALOS 12V	30	<b>COLD STATIC PRESSURE WASHERS</b> MAC DUOMASTER
16	<b>COLD MOBILE PRESSURE WASHERS</b> MAC ATOM XL	31	<b>PRESSURE WASHER ACCESSORIES</b> MAC KEY FOB SYSTEM
17	<b>COLD MOBILE PRESSURE WASHERS</b> MAC ATOM STD	32-33	<b>PRESSURE WASHER ACCESSORIES</b> MAC STATIC PRESSURE WASHER ACCESSORIES
17	<b>COLD MOBILE PRESSURE WASHERS</b> MAC QUARK		

# MAC AVANT RANGE

## HOT MOBILE PRESSURE WASHER



### The number one industrial pressure washer

- Winner of the MoD contract 2009
- Highly professional hot pressure washer
- Perfect for all heavy-duty industrial and agricultural applications
- High flow rate and pressure
- Proven reliability

### The Real Industrial Winner



**Ministry of Defence**  
7 Year Contract 2009



TECHNICAL INFORMATION

	MAC1	MAC5	MAC49	MAC7
Water Flow	12lt per minute	15lt per minute	21lt per minute	9lt per minute
Pressure	100bar, 1500psi	200bar, 3000psi	200bar, 3000psi	100bar, 1500psi
Motor Specification	3hp, 1450rpm	7.5hp, 1450rpm	10hp, 1450rpm	3hp, 1450rpm
Chemical	High Pressure	High Pressure	High Pressure	High Pressure
Shutdown System	Auto Stop/Start	Auto Stop/Start	Auto Stop/Start	Auto Stop/Start
Temperature	0-150°C	0-150°C	0-150°C	0-150°C
Power	240v	415v	415v	110v
Weight	120kg	130kg	140kg	120kg
Dimensions (h x w x d)	85 x 63 x 100cm	85 x 63 x 100cm	85 x 63 x 100cm	85 x 63 x 100cm



## STANDARD FEATURES

- Heavy-duty steel chassis
- Stainless steel cover
- 4 large robust wheels for tough terrain
- Large 31ltr easy fill fuel tank with low level sensor
- Efficient M2 boiler system & double spiral coil
- High pressure chemical system
- Steam stage with low pressure steam valve
- ST66 chemical valve for improved calibration
- Professional Interpump with ceramic pistons
- Industrial 1450rpm 4 pole electric Nicolini motor
- Automatic stop/start system
- Bypass valve and safety valve
- Pressure gauge
- Burner control with flow switch and thermostat
- 24v low tension safety controls
- Low level fuel warning lamp with burner shut down
- Mains power on lamp
- Including 10mt high pressure hose, single lance and RL37 washgun with swivel



MAC AVANT WITH STAINLESS STEEL WATER TANK UPGRADE



MAC AVANT WITH STAINLESS STEEL LANCE HOLDER AND HOSE REEL UPGRADE

# MAC AVANT GRP

## HOT MOBILE PRESSURE WASHER



**MAC AVANT ACCESSORIES**  
SEE PAGE 7

### The Avant with GRP plastic cover

- Highly professional hot pressure washer
- Avant specification
- 240v & 415v options
- Strong GRP plastic cover
- Proven Avant reliability

### The Alternative Avant

TECHNICAL INFORMATION	MAC3	MAC4	
	Water Flow	12lt per minute	15lt per minute
	Pressure	100bar, 1500psi	200bar, 3000psi
	Motor Specification	3hp, 1450rpm	7.5hp, 1450rpm
	Chemical	High Pressure	High Pressure
	Shutdown System	Auto Stop/Start	Auto Stop/Start
	Temperature	0-150°C	0-150°C
	Power	240v	415v
	Weight	110kg	120kg
	Dimensions (h x w x d)	85 x 63 x 100cm	85 x 63 x 100cm

# MAC AVANT ZERO PRESSURE

## HOT MOBILE PRESSURE WASHER



**MAC AVANT ACCESSORIES**  
SEE PAGE 7

### The Avant Zero Pressure range

- Highly professional hot pressure washer
- Perfect for all heavy-duty and industrial hot water washing
- K3 & K5 options available
- Double bearing motor options for heavy usage

### The Avant K Series Timed Delay Shutdown

TECHNICAL INFORMATION	MAC8	MAC10	
	Water Flow	12lt per minute	15lt per minute
	Pressure	100bar, 1500psi	200bar, 3000psi
	Motor Specification	3hp, 1450rpm	7.5hp, 1450rpm
	Chemical	High Pressure	High Pressure
	Shutdown System	Zero Pressure, Time Delay	Zero Pressure, Time Delay
	Temperature	0-150°C	0-150°C
	Power	240v	415v
	Weight	120kg	130kg
	Dimensions (h x w x d)	85 x 63 x 100cm	85 x 63 x 100cm

# MAC AVANT XL

## HOT MOBILE PRESSURE WASHER



### The Avant XL heavy-duty

- Heavy-duty machine construction
- Highly professional hot pressure washer
- Flame failure & leak detection
- M3 boiler system
- High flow rate and pressure
- Double bearing 10hp motor for high usage

### High Flow, High Pressure

#### TECHNICAL INFORMATION

	MAC49XL
Water Flow	21lt per minute
Pressure	200bar, 3000psi
Motor Specification	10hp, 1450rpm Double Bearing
Chemical	High Pressure
Shutdown System	Auto Stop/Start
Safety System	Flame Failure & Leak Detection
Temperature	0-150°C
Power	415v
Weight	200kg
Dimensions (h x w x d)	98 x 66 x 113cm

# MAC AVANT ACCESSORIES

## HOT MOBILE PRESSURE WASHER



#### AVANT/ACC001 STAINLESS STEEL HOSE REEL KIT

20mt manual hose reel with mounting kit



#### AVANT/ACC004 FROST PROTECTION

Including 60 watt heater tube & thermostat



#### AVANT/ACC002 STAINLESS STEEL LANCE HOLDER

Fitted



#### AVANT/ACC005 6LT STAINLESS STEEL BREAK WATER TANK

Including float valve, fittings, type AB airgap, fitted to machine



#### AVANT/ACC003 FLAME FAILURE & LEAK DETECTION

With photo cell and PCB upgrade and fitting



#### AVANT/ACC006 HOUR COUNTER

7 digit, 240v including fitting



# MAC DROP REVOLUTION

## HOT MOBILE PRESSURE WASHER



### A true revolution in the pressure washer industry

- High quality Annovi Reverberi pump
- Low rewing 1450rpm Nicolini motor
- High pressure chemical system
- Automatic Stop/Start System

### Top Machine Specification in a Compact Design

#### STANDARD FEATURES

- Automatic stop/start system
- Tough GRP plastic chassis and cover
- 4 large robust wheels for tough terrain
- Efficient M1 boiler system with double spiral coil
- High pressure chemical system
- High quality Annovi Reverberi RC 11.17 pump
- Industrial 1450rpm 4 pole electric Nicolini motor
- Bypass valve and safety valve
- Stainless steel water tank
- 7lt internal detergent tank in GRP
- 22lt internal fuel tank in GRP
- Burner control with pressure switch and thermostat
- Pressure gauge
- Including 10mt high pressure hose, single lance and heavy-duty trigger



UPGRADED PCB WITH AUTO STOP/START

TECHNICAL INFORMATION

#### MAC18/RA

Water Flow	11lt per minute
Pressure	120bar, 1740psi
Motor Specification	3hp, 1450rpm
Chemical	High Pressure
Shutdown System	Auto Stop/Start
Temperature	0-100°C
Power	240v
Weight	90kg
Dimensions (h x w x d)	86 x 60 x 90cm

### CHOOSE YOUR COLOUR



HOSE REEL OPTION



# MAC DROP PRO & STANDARD

## HOT MOBILE PRESSURE WASHERS



MAC DROP STANDARD

MAC DROP PRO

### The MAC Drop Pro & Standard giving you total versatility

- Robust and reliable hot mobile pressure washers
- Perfect for hot water cleaning
- Low rewing 1450rpm motor
- High or low pressure chemical options

### The Perfect All Rounder


#### STANDARD FEATURES

- Tough GRP plastic chassis
- GRP plastic cover
- 4 large robust wheels for tough terrain
- Efficient M1 boiler system with double spiral coil
- Professional Interpump with ceramic pistons
- Industrial 1450rpm 4 pole electric Nicolini motor
- Low or high pressure chemical systems
- Stainless steel water tank in Drop Pro
- 7lt Internal detergent tank in GRP
- 22lt Internal fuel tank in GRP
- Instant stop shutdown system
- Bypass valve and safety valve
- Burner control with pressure switch and thermostat
- Pressure gauge
- Including 10mt high pressure hose, single lance and heavy-duty trigger

TECHNICAL INFORMATION

	MAC18 - DROP PRO	MAC31 - DROP STD
Water Flow	11lt per minute	10lt per minute
Pressure	100bar, 1500psi	100bar, 1500psi
Motor Specification	3hp, 1450rpm	2.5hp, 1450rpm
Chemical	High Pressure	Low Pressure
Shutdown System	Instant Stop	Instant Stop
Temperature	0-100°C	0-100°C
Power	240v	240v
Weight	90kg	90kg
Dimensions (h x w x d)	86 x 60 x 90cm	86 x 60 x 90cm

#### MAC DROP PRO



STAINLESS STEEL WATER TANK & INTERPUMP W98

#### MAC DROP STD



INTERPUMP W112

# MAC LUX

## HOT MOBILE PRESSURE WASHER



### The iconic MAC Lux

- Professional hot pressure washer
- Designed for significant daily use
- Ideal for the automotive industry
- Robust stainless steel cover for strength and reliability

### The Real Industrial Winner

#### STANDARD FEATURES

- Stainless steel cover
- Heavy-duty steel chassis
- 4 large robust wheels for tough terrain
- Double spiral M1 coil and boiler system
- High pressure chemical system
- W98 Professional Interpump with ceramic pistons
- Industrial 1450rpm 4 pole electric Nicolini motor
- Automatic stop/start or zero pressure shutdown system - option
- Bypass valve and safety valve
- Pressure gauge
- Burner control with flow switch and thermostat
- 24v low tension safety controls
- Low level fuel warning lamp with burner shut down
- Mains power on lamp
- Including 10mt high pressure hose, single lance and heavy-duty trigger

TECHNICAL INFORMATION

	MAC2	MAC6	MACT2 - ZERO PRESSURE
Water Flow	11lt per minute	14lt per minute	11lt per minute
Pressure	100bar, 1500psi	150bar, 2200psi	100bar, 1500psi
Motor Specification	3hp, 1450rpm	5.5hp, 1450rpm	3hp, 1450rpm
Chemical	High Pressure	High Pressure	High Pressure
Shutdown System	Auto Stop/Start	Auto Stop/Start	K3 Zero Pressure, Time Delay
Temperature	0-100°C	0-100°C	0-100°C
Power	240v	415v	240v
Weight	110kg	125kg	115kg
Dimensions (h x w x d)	80 x 60 x 80cm	80 x 60 x 80cm	80 x 60 x 80cm



# MAC DARTER

## HOT MOBILE PRESSURE WASHER



### The versatile MAC Darter range

- Strong heavy-duty plastic cover with stainless steel burner chimney protection
- Front castor wheel for improved manoeuvrability
- MAC Avant burner system, pump and motor
- 200bar, 415v option available

### A Real Competition Beater

TECHNICAL INFORMATION	MAC70	MAC71	
	Water Flow	12lt per minute	15lt per minute
	Pressure	100bar, 1500psi	200bar, 3000psi
	Motor Specification	3hp, 1450rpm	7.5hp, 1450rpm
	Chemical	High Pressure	High Pressure
	Shutdown System	Auto Stop/Start	Auto Stop/Start
	Temperature	0-100°C	0-100°C
	Power	240v	415v
	Weight	100kg	110kg
	Dimensions (h x w x d)	91 x 62 x 105cm	91 x 62 x 105cm

# MAC COMPACT

## HOT MOBILE PRESSURE WASHER



### The Compact - great performance, compact design, no compromise on quality

- Tough GRP plastic chassis
- Efficient M1 boiler system with double spiral coil
- Internal chemical and fuel tanks

### Ultra Mobile and Compact

TECHNICAL INFORMATION	MAC69	
	Water Flow	9lt per minute
	Pressure	150bar, 2200psi
	Motor Specification	3hp, 2800rpm
	Chemical	Low Pressure
	Shutdown System	Instant Stop
	Temperature	0-100°C
	Power	240v
	Weight	80kg
	Dimensions (h x w x d)	80 x 56 x 85cm



# MAC PERMAHOT

## ELECTRICALLY HEATED PRESSURE WASHER

The Permahot range utilises our patented 3 x 4kw solid element heating system producing up to 90°C constant heat

- Electrically heated mobile and static options
- 90°C constant temperature
- Low water usage
- 415v - 32 Amp supply
- Strong stainless steel construction
- Automatic water softening system



**PERMAHOT**

### Completely Unique to the Industry

TECHNICAL INFORMATION	MAC63 - STATIC	MAC64 - LASER	
	Water Flow	6lt per minute	6lt per minute
	Pressure	150bar, 2200psi	150bar, 2200psi
	Motor Specification	5.5hp, 1450rpm	5.5hp, 1450rpm
	Shutdown System	Instant Stop	Instant Stop
	Temperature	0-90°C Constant	0-90°C Constant
	Power	415v, 32amps	415v, 32amps
	Weight	100kg	100kg
	Dimensions (h x w x d)	51 x 96 x 59cm	97 x 60 x 106cm



IDEAL FOR HOT WATER WASHING IN FOOD FACTORIES



AUTOMATIC WATER SOFTENING SYSTEM



PATENTED SEALED HEATING ELEMENTS WITH DISTRIBUTION MANIFOLD



# FEATURES & BENEFITS OF THE MAC PERMAHOT RANGE



At last, for the first time in the industry a truly all electric, constantly heated 90°C pressure washer, completely unique and ground breaking.

- Constant 90°C heat
- Instant hot water
- 32amp low power supply
- No diesel fumes
- Low water usage
- Easy to use
- Simple 24v safety controls
- Mobile or static options available
- Stainless steel for food applications
- 12kw low cost heating system
- Colour coded gun and lance system
- Foaming options
- Versatile use
- Stainless steel manual hose reel for the Permahot Laser
- No competition on the market



Winner of the  
**'Pressure Washer Innovation Award'**  
at the Cleaning Show 2013.



View the Permahot Product Video at  
[www.permahot.co.uk](http://www.permahot.co.uk)

**eSERVICE**  
FROM MAC INTERNATIONAL



# MAC ELEKTRA ELECTRICALLY HEATED PRESSURE WASHER

The MAC Elektra is a conventional 18kw electrically heated machine

- Full stainless steel chassis and cover
- Stainless steel boiler system
- 3 x 6kw heating elements
- 0-80°C temperature
- High temperature professional Interpump



The Green Pressure Washer Alternative



TECHNICAL INFORMATION

	MAC61
Water Flow	12lt per minute
Pressure	150bar, 2200psi
Motor Specification	4hp, 1450rpm
Chemical	Low Pressure
Shutdown System	Auto Stop/Start & Leak Det.
Temperature	0-80°C
Power	415v, 64amps
Weight	150kg
Dimensions (h x w x d)	102 x 70 x 105cm

# MAC CONTRACTOR

## HOT DIESEL PRESSURE WASHER

**MAC's frontline hot engine driven pressure washer designed for general hot water washing and street cleansing**

- Powerful Kubota engine
- Reliable, strong and robust
- Simple belt drive design

**Perfect for chewing gum removal - hot and super silent**

### STANDARD FEATURES

- Kubota D722, 15hp water cooled engine
- 21lt, 200bar performance
- Super silent cabinet
- Low fuel engine warning and shutdown
- Low oil warning light and engine shutdown
- High pressure chemical system
- Temperature gauge
- Hour meter
- Pressure gauge
- Low fuel cut off
- 24v generator for burner motor
- Emergency stop
- Large 50lt on board diesel tank

### TRAILER MOUNTED OPTIONS

Image shown with water tank and trailer



POWERED BY  
**Kubota**

TECHNICAL INFORMATION

	CONTRACTOR1
Water Flow	21lt per minute
Pressure	200bar, 3000psi
Engine Specification	15hp, Kubota D722, water cooled
Chemical	High Pressure
Shutdown System	Auto Stop/Start & E Stop
Temperature	0-90 °C
Weight	440kg
Dimensions (h x w x d)	98 x 145 x 95cm



# MAC BY-TURBO

HOTBOX PRESSURE WASHER



The MAC By-Turbo 110v and 240v Mobile Hotbox - Turn your cold machine into a hot machine

- Available in 240v or 110v
- M2 Boiler system for maximum heat
- Flow switch protection
- Burner on/off switch and thermostat

A Beautifully Made, Strong and Reliable Hotbox

TECHNICAL INFORMATION

	HOTBOX1	HOTBOX2
Water Flow	12lt,15lt or 21lt cold water input	12lt,15lt or 21lt cold water input
Pressure	200bar max	200bar max
Construction	Steel chassis, stainless steel cover	Steel chassis, stainless steel cover
Chemical	As per cold machine	As per cold machine
Temperature	0 -100°C dependant on input	0 -100°C dependant on input
Power Requirement	240v	110v
Weight	80kg	80kg
Dimensions (h x w x d)	76 x 41 x 65cm	76 x 41 x 65cm

# MAC KALOS 12V

HOTBOX PRESSURE WASHER



A 12v Hotbox - Unique to this style of machine. Simply plug the machine into a 12v power supply for on-site hot water access utilising a cold machine

- Large boiler for extra heat at 21lt
- 31lt easy fill fuel tank
- 12v supply only
- Burner on/off switch, pressure gauge and thermostat

12v Power Supply, A First for this Technology

TECHNICAL INFORMATION

	KALOS1
Water Flow	12lt,15lt or 21lt cold water input
Pressure	200bar max
Construction	Steel chassis, steel panels
Chemical	As per cold machine
Temperature	0 -100°C dependant on input
Power Requirement	12v
Weight	150kg
Dimensions (h x w x d)	115 x 55 x 85cm



# MAC ATOM XL

## COLD MOBILE PRESSURE WASHER

The MAC Atom XL range -  
At last a cold machine range  
with quality and choice

- High quality build with stainless steel cover
- Robust steel chassis
- Low rewing 1450rpm industrial motor

The Perfect Cold Industrial  
Pressure Washer

### STANDARD FEATURES

- Painted steel chassis
- Stainless steel cover
- 2 large robust wheels for tough terrain
- Low or high pressure chemical system
- Reliable Annovi Reverberi pump
- Industrial 1450rpm 4 pole electric Nicolini motor
- Bypass valve
- Current thermal overload protection
- Including 10mt high pressure hose, single lance with swash nozzle and heavy-duty trigger



MAC155 AUTO WITH HIGH PRESSURE CHEMICAL



Bypass or Auto Stop/Start machine options available

	MAC152	MAC153	MAC154	MAC155
Water Flow	11lt per minute	15lt per minute	11lt per minute	15lt per minute
Pressure	120bar, 1740psi	200bar, 3000psi	120bar, 1740psi	150bar, 2200psi
Motor Specification	3hp, 1450rpm	7.5hp, 1450rpm	3hp, 1450rpm	5.5hp, 1450rpm
Chemical	Low Pressure	Low Pressure	High Pressure	High Pressure
Shutdown System	Bypass	Bypass	Auto Stop/Start	Auto Stop/Start
Power	240v	415v	240v	415v
Weight	70kg	80kg	70kg	80kg
Dimensions (h x w x d)	95 x 50 x 80cm	95 x 50 x 80cm	95 x 50 x 80cm	95 x 50 x 80cm



# MAC ATOM STD

COLD MOBILE PRESSURE WASHER



The MAC Atom is a highly manoeuvrable, ultra mobile cold pressure washer, with no compromise on quality

- A powerful 150bar, 2200psi cold pressure washer
- Ideal for general automotive, domestic or light industrial work
- Strong stainless steel cover

## Ultra Mobile and Compact


### TECHNICAL INFORMATION

#### MAC150

Water Flow	9lt per minute
Pressure	150bar, 2200psi
Motor Specification	3hp, 2800rpm
Chemical	Low Pressure
Shutdown System	Instant Stop
Power	240v
Weight	30kg
Dimensions (h x w x d)	81 x 40 x 65cm

# MAC QUARK

COLD MOBILE PRESSURE WASHER



The MAC Quark is a powerful cold pressure washer, perfect for all domestic to light industrial cleaning

- Strong painted steel frame
- Easy to carry and transport
- High pressure 150bar, 2200psi
- Quality Annovi Reverberi pump and motor unit
- Perfect for automotive, domestic or light industrial work

## The Crossover from Industrial to Domestic

### TECHNICAL INFORMATION

#### MAC156

Water Flow	9lt per minute
Pressure	150bar, 2200psi
Motor Specification	3hp, 2800rpm
Chemical	Low Pressure
Shutdown System	Instant Stop
Power	240v
Weight	20kg
Dimensions (h x w x d)	46 x 26 x 30cm

# MAC LASER

## COLD MOBILE PRESSURE WASHER



Perfect for aggressive environments and hard usage

- Ultra heavy-duty cold pressure washer
- Strong and robust stainless steel chassis and cover
- High performance

### Full Stainless Steel, Industrial Pressure Washer

TECHNICAL INFORMATION

	MAC17	MAC23	MAC19	MAC11
Water Flow	12lt per minute	15lt per minute	9lt per minute	21lt per minute
Pressure	100bar, 1500psi	200bar, 3000psi	100bar, 1500psi	200bar, 3000psi
Motor Specification	3hp, 1450rpm	7.5hp, 1450rpm	3hp, 1450rpm	10hp, 1450rpm
Chemical	Low Pressure	Low Pressure	Low Pressure	Low Pressure
Shutdown System	Auto Stop/Start	Auto Stop/Start	Bypass	Auto Stop/Start
Power	240v	415v	110v	415v
Weight	60kg	70kg	60kg	85kg
Dimensions (h x w x d)	80 x 60 x 60cm	80 x 60 x 60cm	80 x 60 x 60cm	87 x 64 x 90cm

# MAC LASER HT

## COLD MOBILE PRESSURE WASHER



Fitted with a high temperature pump capable of accepting hot water up to 85°C

- Ultra heavy-duty cold pressure washer
- Strong and robust stainless steel chassis and cover
- High temperature pump to take hot water

### Perfect for the Food Industry

TECHNICAL INFORMATION

	MAC17HT	MAC23HT
Water Flow	11lt per minute	13lt per minute
Pressure	100bar, 1500psi	170bar, 2465psi
Motor Specification	3hp, 1450rpm	5.5hp, 1450rpm
Shutdown System	Auto Stop/Start	Auto Stop/Start
Chemical	Low Pressure	Low Pressure
Power	240v	415v
Weight	60kg	70kg
Dimensions (h x w x d)	80 x 60 x 60cm	80 x 60 x 60cm

THE NEW MAC LASER HT WITH HIGH TEMPERATURE INTERPUMP

# MAC CAYMAN

## COLD MOBILE PRESSURE WASHER



**A stylish, robust and reliable cold pressure washer**

- Professional cold water pressure washer
- High pressure and flow rate
- 1450rpm low rewing industrial motor

### Powerful, Industrial Pressure Washer

TECHNICAL INFORMATION

	MAC28	MAC50
Water Flow	12lt per minute	15lt per minute
Pressure	100bar, 1500psi	200bar, 3000psi
Motor Specification	3hp, 1450rpm	7.5hp, 1450rpm
Shutdown System	Low Pressure	Low Pressure
Temperature	Auto Stop/Start	Auto Stop/Start
Power	240v	415v
Weight	70kg	80kg
Dimensions (h x w x d)	94 x 55 x 80cm	94 x 55 x 80cm

# MAC TORNADO

## COLD MOBILE PRESSURE WASHER



**An ultra powerful cold pressure washer with a choice of options**

- Pressure options from 180-450bar
- Water flow options from 15lt to 41lt per minute
- Robust steel chassis and stainless steel panels

### The Ultimate in High Flow & Pressure

TECHNICAL INFORMATION

	TORNADO1	TORNADO2	TORNADO3
Water Flow	15lt per minute	25lt per minute	41lt per minute
Pressure	450bar, 6525psi	250bar, 3600psi	180bar, 2610psi
Motor Specification	20hp, 1450rpm	18hp, 1450rpm	20hp, 1450rpm
Shutdown System	Low Pressure	Low Pressure	Low Pressure
Chemical	Zero Pressure Timed Delay	Zero Pressure Timed Delay	Zero Pressure Timed Delay
Power	415v	415v	415v
Weight	180kg	160kg	160kg
Dimensions (h x w x d)	100 x 80 x 95cm	100 x 80 x 95cm	100 x 80 x 95cm

# MAC PLANTMASTER RANGE

## HOT STATIC PRESSURE WASHER



**MAC STATIC  
ACCESSORIES**  
SEE PAGES 31-33

The MAC Plantmaster range represents the ultimate in strength, security and reliability providing our customers with options for every eventuality

### The All Round Static Pressure Washer

- Highly professional hot static pressure washer
- Perfect for daily heavy-duty industrial cleaning
- Powder coated steel cabinet with lockable controls and steel door
- Upgrade your Plantmaster Standard and choose from a whole range of additional accessories

### CHOOSE YOUR COLOUR



	PLANTMASTER1	PLANTMASTER3	PLANTMASTER2	PLANTMASTER4
Water Flow	12lt per minute	15lt per minute	15lt per minute	21lt per minute
Pressure	100bar, 1500psi	150bar, 2200psi	200bar, 3000psi	200bar, 3000psi
Motor Specification	3hp, 1450rpm	5.5hp, 1450rpm	7.5hp, 1450rpm	10hp, 1450rpm
Chemical	High Pressure	High Pressure	High Pressure	High Pressure
Shutdown System	Auto Stop/Start	Auto Stop/Start	Auto Stop/Start	Auto Stop/Start
Temperature	0-100°C	0-100°C	0-100°C	0-100°C
Power	240v	415v	415v	415v
Weight	230kg	240kg	250kg	270kg
Dimensions (h x w x d)	160 x 82 x 56cm	160 x 82 x 56cm	160 x 82 x 56cm	160 x 82 x 56cm



# STANDARD FEATURES OF THE MAC PLANTMASTER

- Full frost protection and cabinet lagging
- Efficient M2 boiler system
- Double spiral M2 coil
- Automatic stop/start system
- High pressure chemical system
- Professional interpump with ceramic pistons
- Industrial 1450rpm 4 pole electric Nicolini motor
- Flame failure and leak detection system
- 16lt fuel tank with low level sensor
- Burner control with flow switch and thermostat
- 24v low tension safety controls
- Mains power on lamp

## CABINET FINISH

- Powder coated steel cabinet with lockable controls
- High quality matte paint finish
- Lockable powder coated steel front door
- Zinc phosphate steel pre-treatment for weather proofing

## Choose from a whole host of Bespoke options and Accessories:

- Choice of door colours
- Internal and external hose reels
- Upgraded fuel and water tanks
- Key fob and remote control systems
- Timed and non-timed chemical systems



PICTURE SHOWN WITH OPTIONAL  
31LT FUEL TANK UPGRADE

## EXAMPLE OF ACCESSORIES FOR ALL PLANTMASTERS



RETRACTABLE POWDER COATED  
STEEL HOSE REEL



LARGE UPGRADED 55LT POLY  
BREAK WATER TANK



STAINLESS STEEL SPRING LOADED  
WASH BOOM – 2MT



KEY FOB CONTROL SYSTEM

# MAC PLANTMASTER S. S.

## HOT STATIC PRESSURE WASHER




 **MAC STATIC ACCESSORIES**  
SEE PAGES 24-27

The MAC Plantmaster is now available in full stainless steel to meet the growing demand for quality and durability

### High Quality Stainless Steel Cabinet

#### STANDARD FEATURES

- High quality, full stainless steel cabinet
- Full frost protection and cabinet lagging
- Lockable stainless steel front door
- Efficient M2 boiler system
- Flame failure and leak detection
- 16lt fuel tank with low level sensor as standard
- Professional Interpump with ceramic pistons
- Industrial 1450rpm 4 pole electric Nicolini motor
- Automatic stop/start system
- High pressure chemical system
- Bypass and safety valve
- Burner control with flow switch and thermostat
- 24v low tension safety controls
- Mains power on lamp



HOSE REEL OPTIONAL

TECHNICAL INFORMATION

	PLANTMASTER/SS1	PLANTMASTER/SS2	PLANTMASTER/SS3	PLANTMASTER/SS4
Water Flow	12lt per minute	15lt per minute	15lt per minute	21lt per minute
Pressure	100bar, 1500psi	150bar, 2200psi	200bar, 3000psi	200bar, 3000psi
Motor Specification	3hp, 1450rpm	5.5hp, 1450rpm	7.5hp, 1450rpm	10hp, 1450rpm
Chemical	High Pressure	High Pressure	High Pressure	High Pressure
Shutdown System	Auto Stop/Start	Auto Stop/Start	Auto Stop/Start	Auto Stop/Start
Temperature	0-100°C	0-100°C	0-100°C	0-100°C
Power	240v	415v	415v	415v
Weight	230kg	240kg	250kg	270kg
Dimensions (h x w x d)	160 x 82 x 56cm	160 x 82 x 56cm	160 x 82 x 56cm	160 x 82 x 56cm

# MAC TWIN PLANTMASTER

## HOT STATIC PRESSURE WASHER



High quality twin hot machine designed for heavy-duty twin applications, where maximum performance is required

Twin 12lt, 15lt or 21lt options

### STANDARD FEATURES

- Full frost protection and cabinet lagging
- 2 x Efficient M2 boiler systems
- Flame failure and leak detection
- 2 x 16 litre fuel tanks with low level sensors
- Professional Interpumps with ceramic pistons
- Industrial 1450rpm 4 pole electric Nicolini motors
- Automatic stop/start system
- Bypass and safety valve
- Burner control with flow switch and thermostat
- 24v low tension safety controls
- Mains power on lamp
- Choice of front door colours

### CABINET FINISH

- Powder coated steel cabinet with lockable controls
- High quality exterior matte paint finish
- Lockable powder coated steel front door
- Zinc phosphate steel pre-treatment for weather proofing



TECHNICAL INFORMATION

	PLANTMASTER/T1	PLANTMASTER/T2	PLANTMASTER/T3
Water Flow	2 x 12lt per minute	2 x 15lt per minute	2 x 21lt per minute
Pressure	2 x 100bar, 1500psi	2 x 200bar, 3000psi	2 x 200bar, 3000psi
Motor Specification	2 x 3hp, 1450rpm	2 x 7.5hp, 1450rpm	2 x 10hp, 1450rpm
Chemical	High Pressure	High Pressure	High Pressure
Shutdown System	Auto Stop/Start	Auto Stop/Start	Auto Stop/Start
Temperature	0-100°C	0-100°C	0-100°C
Power	240v	415v	415v
Weight	460kg	500kg	540kg
Dimensions (h x w x d)	160 x 165 x 56cm	160 x 165 x 56cm	160 x 165 x 56cm

### CHOOSE YOUR COLOUR





# MAC SITEMASTER

## HOT STATIC PRESSURE WASHER



 **MAC STATIC ACCESSORIES**  
SEE PAGES 31-33



### The MAC Sitemaster - Our flagship machine for over 20 years

- Highly professional pressure washer with modern safety features
- Perfect for daily heavy-duty industrial cleaning
- High quality powder coated gloss paint
- Large easy fill 31lt fuel tank

### Top Quality Build, High-End Finish

#### STANDARD FEATURES

- **31lt easy fill plastic fuel tank with low level sensor**
- **High Efficiency M2 boiler system**
- Full frost protection and cabinet lagging
- High pressure detergent system
- ST66 chemical valve for improved chemical flow
- Professional Interpump with ceramic pistons
- Industrial 1450rpm 4 pole electric Nicolini motor
- Automatic stop/start system
- Flame failure and leak detection system
- Bypass valve and safety valve
- Burner control with flow switch and thermostat
- 24v low tension safety controls
- Low level fuel warning lamp with burner shut down
- Mains power on lamp
- Including 10mt high pressure hose, single lance and heavy-duty trigger

#### CABINET FINISH

- Lockable stainless steel door and control panel
- High quality exterior high gloss paint finish
- Zinc phosphate steel pre-treatment for weather proofing
- Increased steel sheet thickness
- Door decals

TECHNICAL INFORMATION

	SITEMASTER1	SITEMASTER2	SITEMASTER3	SITEMASTER4
Water Flow	12lt per minute	15lt per minute	15lt per minute	21lt per minute
Pressure	100bar, 1500psi	150bar, 2200psi	200bar, 3000psi	200bar, 3000psi
Motor Specification	3hp, 1450rpm	5.5hp, 1450rpm	7.5hp, 1450rpm	10hp, 1450rpm
Chemical	High Pressure	High Pressure	High Pressure	High Pressure
Shutdown System	Auto Stop/Start	Auto Stop/Start	Auto Stop/Start	Auto Stop/Start
Temperature	0-100°C	0-100°C	0-100°C	0-100°C
Power	240v	415v	415v	415v
Weight	230kg	240kg	250kg	270kg
Dimensions (h x w x d)	160 x 82 x 56cm	160 x 82 x 56cm	160 x 82 x 56cm	160 x 82 x 56cm



# MAC SITEMASTER XL

## HOT STATIC PRESSURE WASHER



**MAC STATIC  
ACCESSORIES**  
SEE PAGES 31-33

### Made for heavy-duty use where reliability and longevity are crucial

- High flow rate and pressure
- Heavy-duty industrial machine
- Large super efficient boiler system for additional heat
- Lacquered hammered paint finish and treated aluminium frame

### Super Hot 21ltr Static

#### STANDARD FEATURES

- Lacquered hammered paint finish for increased protection
- Heavy-duty treated aluminium frame
- New super efficient 21ltr boiler system for increased heat
- Removable steel panels to allow easy access for maintenance
- Lockable front door and control panel
- Full cabinet lagging and frost protection
- High pressure detergent system
- ST66 chemical valve for improved calibration
- Water softener system
- Stainless steel water tank
- Professional interpump with ceramic pistons
- 10hp, 1450rpm double bearing Nicolini motor
- Automatic stop/start system
- Flame failure and leak detection
- Bypass and safety valve
- Burner control with flow switch and thermostat
- 24v low tension safety controls
- 31ltr easy fill fuel tank with low level sensor
- Low level fuel warning lamp with burner shut down
- Including 10mt high pressure hose, single lance and heavy-duty trigger



#### SUPER HOT EFFICIENT BOILER



#### SITEMASTERXL1

Water Flow	21lt per minute
Pressure	200bar, 3000psi
Motor Specification	10hp, 1450rpm, Double Bearing
Chemical	High Pressure
Shutdown System	Auto Stop/Start
Temperature	0-100°C
Power	415v
Weight	290kg
Dimensions (h x w x d)	175 x 100 x 60cm

TECHNICAL INFORMATION

**Choose the MAC Static range for Quality, Security and Reliability**

**A Machine and Option for every Environment**



# MAC FIX

## COLD MODULE PRESSURE WASHER



Complete with Stainless Steel Wall Mounting Bracket

The ultimate cold module pressure washer with a high-grade stainless steel construction

- Heavy-duty cold static pressure washer
- Perfect for the food and automotive industries
- High flow rate and pressure
- Supplied complete with stainless steel wall mounting bracket

### Stainless Steel Wall Mounted Cabinet

TECHNICAL INFORMATION

	MAC13	MAC14	MAC15
Water Flow	12lt per minute	15lt per minute	21lt per minute
Pressure	100bar, 1500psi	200bar, 3000psi	200bar, 3000psi
Motor Specification	3hp, 1450rpm	7.5hp, 1450rpm	10hp, 1450rpm
Chemical	Low Pressure	Low Pressure	Low Pressure
Shutdown System	Auto Stop/Start	Auto Stop/Start	Auto Stop/Start
Power	240v	415v	415v
Weight	60kg	70kg	80kg
Dimensions (h x w x d)	40 x 76 x 47cm	40 x 76 x 47cm	40 x 76 x 47cm

# MAC FIX HT

## COLD MODULE PRESSURE WASHER



Complete with Stainless Steel Wall Mounting Bracket

THE MAC FIX HT WITH HIGH TEMPERATURE INTERPUMP

Designed to accept hot water up to 85°C - Perfect for food factories

- Up to 85°C inlet temperature
- High temperature Interpump
- Overtemp sensor as standard

### Designed to utilise on-site hot water

TECHNICAL INFORMATION

	MAC13HT	MAC14HT
Water Flow	11lt per minute	13lt per minute
Pressure	100bar, 1500psi	170bar, 2465psi
Motor Specification	3hp, 1450rpm	5.5hp, 1450rpm
Shutdown System	Low Pressure	Low Pressure
Chemical	Auto Stop/Start	Auto Stop/Start
Power	240v	415v
Weight	60kg	70kg
Dimensions (h x w x d)	40 x 76 x 47cm	40 x 76 x 47cm

# MAC MASTER

## HOT MODULE PRESSURE WASHER



Optional Steel or Stainless Steel Floor Stands are Available

The MAC Master has all the features of the Sitemaster inside a module cabinet

- Free standing capability
- Easy fuel pick up
- High pressure chemical
- Flame failure and leak detection system
- M2 Avant boiler system

### Fully Loaded Module

#### TECHNICAL INFORMATION

	MASTER1	MASTER2	MASTER3
Water Flow	12lt per minute	15lt per minute	21lt per minute
Pressure	100bar, 1500psi	200bar, 3000psi	200bar, 3000psi
Motor Specification	3hp, 1450rpm	7.5hp, 1450rpm	10hp, 1450rpm
Chemical	High Pressure	High Pressure	High Pressure
Shutdown System	Auto Stop/Start	Auto Stop/Start	Auto Stop/Start
Temperature	0-100°C	0-100°C	0-100°C
Power	240v	415v	415v
Weight	200kg	210kg	230kg
Dimensions (h x w x d)	76 x 126 x 60cm	76 x 126 x 60cm	76 x 126 x 60cm

# MAC HOT FIX

## HOT MODULE PRESSURE WASHER



Optional Steel or Stainless Steel Floor Stands are Available

The MAC Hot Fix is the compact hot module pressure washer

- Free standing capability
- Easy fuel pick up
- Low pressure chemical
- M1 Lux boiler system
- W98 pump

### The Standalone Solution

#### TECHNICAL INFORMATION

	HOTFIX1	HOTFIX2
Water Flow	11lt per minute	14lt per minute
Pressure	120bar, 1740psi	150bar, 2200psi
Motor Specification	3hp, 1450rpm	5.5hp, 1450rpm
Chemical	Low Pressure	Low Pressure
Shutdown System	Auto Stop/Start	Auto Stop/Start
Temperature	0-100°C	0-100°C
Power	240v	415v
Weight	110kg	120kg
Dimensions (h x w x d)	80 x 100 x 60cm	80 x 100 x 60cm

# MAC COLD PLANTMASTER

## COLD STATIC PRESSURE WASHERS



 **MAC STATIC ACCESSORIES**  
SEE PAGES 31-33

MAC Cold Plantmaster with optional Internal Hose Reel and Lance Holder

Specifically designed and built to meet the needs of the market, where a cold machine is required in a tough environment

- Powder coated steel cabinet with a choice of door colours
- Full frost protection and cabinet lagging
- Auto stop/start and leak detection system

### The Outdoor Cold Static Solution

#### STANDARD FEATURES

- Full frost protection and cabinet lagging
- Leak detection
- Professional Interpump with ceramic pistons
- Industrial 1450rpm 4 pole electric Nicolini motor
- Automatic stop/start system
- High pressure chemical system
- Bypass and safety valve
- 24v low tension safety controls
- Mains power on lamp

#### CABINET FINISH

- Powder coated steel cabinet with lockable controls
- High quality matte paint finish
- Lockable powder coated steel front door
- Zinc phosphate steel pre-treatment for weather proofing



### CHOOSE YOUR COLOUR



TECHNICAL INFORMATION

	PLANTMASTER/C1	PLANTMASTER/C2	PLANTMASTER/C3
Water Flow	12lt per minute	15lt per minute	21lt per minute
Pressure	100bar, 1500psi	200bar, 3000psi	200bar, 3000psi
Motor Specification	3hp, 1450rpm	7.5hp, 1450rpm	10hp, 1450rpm
Chemical	High Pressure	High Pressure	High Pressure
Shutdown System	Auto Stop/Start	Auto Stop/Start	Auto Stop/Start
Power	240v	415v	415v
Weight	60kg	70kg	80kg
Dimensions (h x w x d)	160 x 82 x 56cm	160 x 82 x 56cm	160 x 82 x 56cm



# MAC TWIN COLD PLANTMASTER

## COLD STATIC PRESSURE WASHERS



 **MAC STATIC ACCESSORIES**  
SEE PAGES 31-33

**Built to meet the demand for twin user, high volume, cold water washing**

- Automatic stop/start and leak detection
- Large water tank as standard
- Full frost protection and cabinet lagging

**Twin Cold 12lt, 15lt or 21lt Wash Solution**

### STANDARD FEATURES

- Full frost protection and cabinet lagging
- Leak detection
- Professional Interpump with ceramic pistons
- Industrial 1450rpm 4 pole electric Nicolini motors
- Automatic stop/start system
- High pressure chemical system
- Large 18lt water tank
- Bypass and safety valve
- 24v low tension safety controls
- Mains power on lamp



TECHNICAL INFORMATION

	PLANTMASTER/TC1	PLANTMASTER/TC2	PLANTMASTER/TC3
Water Flow	2 x 12lt per minute	2 x 15lt per minute	2 x 21lt per minute
Pressure	2 x 100bar, 1500psi	2 x 200bar, 3000psi	2 x 200bar, 3000psi
Motor Specification	2 x 3hp, 1450rpm	2 x 7.5hp, 1450rpm	2 x 10hp, 1450rpm
Chemical	High Pressure	High Pressure	High Pressure
Shutdown System	Auto Stop/Start	Auto Stop/Start	Auto Stop/Start
Power	240v	415v	415v
Weight	160kg	180kg	200kg
Dimensions (h x w x d)	160 x 82 x 56cm	160 x 82 x 56cm	160 x 82 x 56cm

# MAC DUOMASTER

## COLD STATIC PRESSURE WASHER



The Duomaster is designed for pipeline systems with multi take-off points or two simultaneous operators



- Twin lance operation
- Rotational pump stop/start
- Auto stop/start
- Lacquered hammered paint finish and treated aluminium frame

### The MAC Mini Multi-Pump System

#### STANDARD FEATURES

- Heavy-duty treated aluminium frame
- Lacquered hammered steel cabinet
- Lockable front doors & control panel
- Full frost protection and cabinet lagging
- Single or twin outlet
- 2 x Interpump W916 DX with ceramic pistons
- Industrial 1450rpm 4 pole electric Nicolini motors
- Automatic stop/start system
- 2 x bypass valves and safety valves
- 2 x pressure accumulators
- 2 x pressure gauges
- 2 x stainless steel water tanks
- 24v low tension safety controls
- Mains on lamp
- Including 2 x 10mt hose, gun and lance assemblies

 **MAC STATIC ACCESSORIES**  
SEE PAGES 31-33



TECHNICAL INFORMATION


	DUOMASTER1	DUOMASTER2
Water Flow	2 x 15lt per minute	2 x 21lt per minute
Pressure	2 x 200bar, 3000psi	2 x 200bar, 3000psi
Motor Specification	2 x 7.5hp, 1450rpm	2 x 10hp, 1450rpm
Chemical	Low Pressure	Low Pressure
Shutdown System	Auto Stop/Start	Auto Stop/Start
Power	415v	415v
Weight	245kg	265kg
Dimensions (h x w x d)	175 x 100 x 60cm	175 x 100 x 60cm

# MAC KEY FOB SYSTEM

DESIGNED TO FIT ANY MACHINE, PROVIDING THE ULTIMATE IN OPERATIONAL CONTROL



Perfect for Multi-User Sites Where Additional Control is Required and Non-Authorised Users are a Problem



## The Ultimate in Security

TAKE CONTROL OF YOUR VEHICLE WASH DOWN SYSTEMS

**SAVING TIME & MONEY**

- STOP** UNAUTHORISED USAGE
- STOP** OVERUSE OF CHEMICALS
- STOP** OVERTIME ON WASHES
- STOP** COSTLY BREAKDOWNS
- STOP** MACHINE DOWNTIME
- STOP** OPERATOR ABUSE

### BENEFITS

- + TIMED CHEMICAL SYSTEMS
- + REDUCED WHOLESALE CHEMICAL WASTAGE
- + REDUCED DIESEL USAGE
- + INCREASED RELIABILITY
- + TIMED WASH CYCLES

The Key Fob System can be fitted to the Sitemaster or Avant (240v or 415v) as standard or any other machine on request

### STATIC/ACC001 KEY FOB CONTROL SYSTEM

Including fob reader, timer, relay, relay base, 10 x key fobs



DEVELOPED BY PAXTON ACCESS CONTROLS

Paxton Access

# MAC STATIC PRESSURE WASHER ACCESSORIES



**STATIC/ACC006  
TOKEN MECHANISM**

Single slot token mechanism including relays & 100 tokens with timed control system



**STATIC/ACC007  
100 ADDITIONAL SINGLE SLOT TOKENS**

For the Token Mechanism system - (STATIC/ACC0006)



**STATIC/ACC005  
REMOTE CONTROL BOX**

Including 3 switches, machine on/off, burner on/off, chemical on/off in a steel control box with chemical solenoid and restrictor



**STATIC/ACC019  
STAINLESS STEEL LANCE HOLDER**

Fitted



CHEMICAL ON/OFF    TIMED OPTION

**STATIC/ACC008 / ACC009  
CHEMICAL CONTROL SYSTEM - ON/OFF**

Including brass solenoid valve

Timed option available



**STATIC/ACC016  
EXTERNAL BULK CHEMICAL FACILITY**



**STATIC/ACC013  
LARGE 18LT PLASTIC BREAK WATER TANK**

Including float valve & fittings, fitted to machine



**STATIC/ACC017  
STAINLESS STEEL RAIN COVER**



**STATIC/ACC014  
LARGE 55LT PLASTIC BREAK WATER TANK**

Including float valve & fittings, fitted to machine



**STATIC/ACC018  
STAINLESS STEEL SPRING LOADED WASH BOOM - 2MT**

Complete with wall mounting bracket  
**HIGH QUALITY PRODUCT**



**STATIC/ACC015  
EXTERNAL BULK FUEL FACILITY**



**STATIC/ACC020  
LOW PRESSURE WASH BRUSH SYSTEM**

Including T Piece, additional lance and Natural Bristle wash brush for temperatures up to 80°C



# MAC STATIC PRESSURE WASHER ACCESSORIES



**STATIC/ACC0010**  
**RETRACTABLE POWDER COATED STEEL HOSE REEL**

Including powder coated steel reel, 20mt high pressure hose, supply hose, hose door rollers & fitting to Sitemaster / Plantmaster



**STATIC/ACC0011**  
**EXTERNAL 20MT STAINLESS STEEL HOSE REEL**

Complete with wall mounting bracket

**STATIC/ACC0012**  
**EXTERNAL 40MT STAINLESS STEEL HOSE REEL**

Complete with wall mounting bracket

## PLANTMASTER ONLY OPTIONS



**STATIC/ACC021**  
**LARGE 31LT PLASTIC FUEL TANK**

Including fuel tank sensor & fitting



**STATIC/ACC022**  
**BESPOKE LOGO STICKERS**

On cabinet door

## FIX / HOT FIX ONLY OPTIONS



**FIX/ACC001**  
**6LT STAINLESS STEEL BREAK WATER TANK**

Including float valve, fittings, type AB airgap, fitted to machine



**FIX/ACC002**  
**FROST PROTECTION (240V MACHINE)**

Including heater tube and thermostat



**FIX/ACC004**  
**LOW WATER FLOW SHUTDOWN SYSTEM**



**FIX/ACC003**  
**FROST PROTECTION (415V MACHINE)**

Including heater tube, thermostat and upgraded step-down transformer

# SCRUBBER DRIERS

## MAC FLOORMASTER RANGE



MAC SD360B



MAC SD430B



MAC SD400E



MAC SD500E



MAC SD500T



MAC SD500B BIG



MAC SD700T



MAC SD800T BIG



MAC SD660R



MAC SD700R / 800R



MAC SD1000R

# SWEEPERS

## MAC FLOORMASTER RANGE



MAC SW50B



MAC SW50P



MAC SW70P



MAC SW70B



MAC SW65R



MAC SW70R



MAC SW70R STYLE



MAC SW78R GEMMA



# MAC

INTERNATIONAL

[www.macinternational.co.uk](http://www.macinternational.co.uk)