


## Power Sections

22 East Lake Crescent N.E., Airdrie, Alberta, Canada, T4A 2H3  
 Ph: (587) 775-7777  
 www.spirasystems.com



Stator Specifications	
Overall Length (in.)	250.0 [6350 mm]
Tube O.D. (in.)	5.00 [127 mm]
Tube I.D. (in.)	4.00 [102 mm]
Rubber Cut Back Top (in.)	8.0
Rubber Cut Back Bottom (in.)	8.0
Weight (kg)	250
Tube Material	4140-4145
To be threaded and ID Banded by customer	

Rotor Specifications	
Overall Length (in.)	240.0 [6096 mm]
Contour Length (in.)	234 [5944 mm]
Major Diameter (in.)	3.144
Eccentricity (in.)	0.168
Head Diameter (in.)	3.250
Bored Weight (kg)	170
Solid Weight (kg)	194
Material	17-4PH
Coating option 1	Chrome
Coating option 2	Carbide
To be threaded by customer	

Performance Specifications	
Flow Range (lpm)	750 - 1500
Speed Range (RPM)	105 - 195
Torque Slope (ft-lb/kPa)	0.669
Rotation (rev/l)	0.138
Stall Torque (ft-lb)	8,600
Operating Parameters	
Max Diff Pressure (kPa)	9,700
Torque (ft-lb)	6,400
Flow Rate (lpm)	1,400
Full Load RPM	134 at 1400 lpm

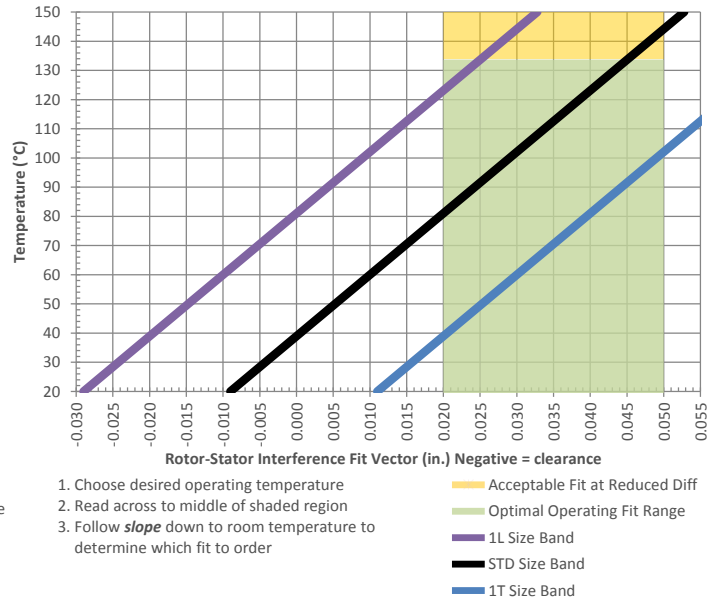
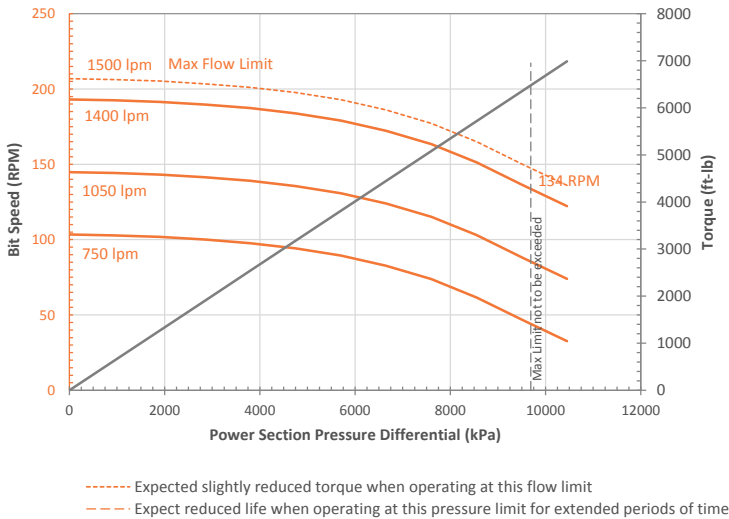
Minor Diameter Fit Details (at 20°C)					
Size Band	Nominal Fit (in.)**	Minor Dia (in.)*	Nominal Fit (in.)**	Minor Dia (in.)*	Operating Temp Optimal
	Vector Measurements		True Size Laser Measurements		
1.0T	0.011	2.797	0.016	2.792	55 - 85 °C
0.5T	0.001	2.807	0.006	2.802	75 - 105 °C
STD	-0.009	2.817	-0.004	2.812	95 - 125 °C
0.5L	-0.019	2.827	-0.014	2.822	115 - 145 °C
1.0L	-	-	-	-	-
1.5L	-	-	-	-	-
2.0L	-	-	-	-	-
<b>Minor Shrinkage (in./°C)</b>					<b>0.00048</b>

All default tolerances are +/- 0.015 unless otherwise explicitly agreed upon with Spira Systems. Call for availability of sizes not listed.

\*Approximate Vector/laser gauge conversion: 0.005 ± 0.005

\*\*Negative fits indicate clearance fit at room temperature using nominal new rotor

\*\*\*Best operating temperatures are based on new stators subject to normal thermal expansion conditions. Operators may wish to consider swell and run life when selecting sizes.



Performance curves are for reference only. Actual power section performance may vary depending on operating conditions (e.g. chosen rotor/stator interference fit, possible rubber swelling by drilling fluid, rotor and stator wear, actual downhole temperature, actual stator temperature, physical and chemical properties of the drilling fluid and other factors encountered downhole). The torque may exceed that specified for the connected components. Operating above the recommended limits may result in damage to the power section and connected components which will be the liability of the operator. Data subject to change without notice. Visit www.spirasystems.com for most up to date information.