

PAR-
TI-
TION-
S



RAY BASIC VISION SEALED

NORTHGATE

 CITTERIO

INDEX >

COMPANY PROFILE —	pages 2 > 7
RAY — Design P. Borgonovo	pages 10 > 33
BASIC — Design F. Mirenzi, V. Parigi	pages 34 > 57
VISION — Design F. Mirenzi, V. Parigi	pages 58 > 77
SEALED — Design F. Mirenzi, V. Parigi	pages 78 > 97
COLORS FINISHES —	pages 98 > 101
TECHNICAL INFO —	pages 102 > 107


RESEARCH DEVELOPMENT & COMFORT

Citterio Spa, founded in the early 60s in the province of Lecco, is a dynamic industry, that looks towards the future, alive to collect market challenges, and, thanks to a steady development, a leader in the office furniture.

Citterio offers a wide range of products: blind and glazed partitions, cabinets, staff and executive systems; each of these products is used by designers to meet the needs of the customer, whose ideas are developed and integrated in a unique and personalized project.

Research and innovation, production flexibility, high technology, attention to detail, qualified services able to enhance the investment of users, reliability and continuity, skill in woodworking: all of the features are inherent in the company and in its DNA.

Citterio's products and services stand for functionality, design, eco-friendly and environmentally friendly materials, high quality: essential elements for the new work environment, where more and more attention to the welfare and comfort of the people cannot ignore the aesthetic and functional requirements.



PEOPLE MATERIALS & TECHNOLOGIES

*A company made of people, who get together every day, in a relaxed, friendly and creative environment, to turn ideas into products, and eventually projects.
A company where noble materials, such as wood, glass and aluminium, are shaped by expert hands that turn them into products thanks to that we create comfortable and ergonomic work environments with a simple and elegant design.
A company that is committed to welfare of its workers, and workers all over the world, where in the work environment design, elegance and transparency are used to produced the same welcoming feel of a home environment.*



LONDON
GLA LONDON
PROJECT BY
N. FOSTER




LONDON
HSBC
PROJECT BY
W. BAGOT




AMSTERDAM
AFVALZORG
PROJECT BY
D. KERSTE



TRENTO
MUSEO MUSE
PROJECT BY
R. PIANO




PADUA
AZIMUT NET
CENTER
PROJECT BY
A. CALVI




MADRID
GLOBOMEDIA
PROJECT BY
BNB PROJECT




BARCELONA
RACC
PROJECT BY
GROUP IDEA
ARCHITECTURA



MONACO
ONLY YACHT
PROJECT BY
R. PIANO




TURIN
INTESA
SAN PAOLO
PROJECT BY
R. PIANO




TEL AVIV
SKY LOOKS
PROJECT BY
H. PERI



ROME
CORRIERE DELLO
SPORT
PROJECT BY
A. ARCANGELI



FLORENCE
CASSA DI
RISPARMIO
DI FIRENZE
PROJECT BY
G. CASTELNOVO



NEW YORK
EMI RECORDS
PROJECT BY
L. MASSAUX



PARTITIONS _____

*LIGHTLY
ECO FRIENDLY
FLEXIBILITY*

RAY >

Ray is a partition system born from the need to create a "custom made" product able to reflect the company's philosophy and extend the design possibilities. The minimal and refined profiles are customized according to customer needs, with a wide range of finishes and colors. Ray is a single-glazed partition, without vertical uprights, where the "color ray" aligns perfectly with the upper and lower profiles, even in the presence of sliding and swivel doors, which are also entirely glazed. The particular shape of the profile is characterized by its minimal thickness and attention to aesthetic details.

**IT IS NOT EASY
TO DO
SOMETHING
GOOD, BUT IT
IS EXTREMELY
DIFFICULT TO DO
SOMETHING BAD**

NON È
FACILE FARE
QUALCOSA DI
BUONO, MA È
ESTREMAMENTE
DIFFICILE FARE
QUALCOSA
DI BRUTTO

CHARLES
EAMES









The elegance of the door is also determined by the absence of visible hinges.





The customizable line of color allows the design of "Custom Made" workplaces.

The particular shape of the aluminium profile, thanks to its minimal dimension and its attractive design, makes this partition elegantly modern and highly distinctive.



The sliding door seems to disappear in the transparency of the partition.





The ray of color appears to be a continuous line without interruption.







The handles, ergonomic and stylish, are integrated with the design of the vertical and horizontal profiles.







Perfect and rigorous angles enhance the beauty of minimal workplaces.



BASIC >

Basic is a partition designed to meet the needs of functionality and comfort. Transparency, light and design characterized this partition. The use of the single glass without uprights or solid panels makes this partition dynamic, lightweight and highly competitive.

**THE ARCHITECTURE
IS A FACT OF ART, A
PHENOMENON THAT
ELICITS EMOTION,
OUTSIDE OF THE
PROBLEMS OF
CONSTRUCTION,
BEYOND THEM**

L'ARCHITETTURA
È UN FATTO
D'ARTE, UN
FENOMENO
CHE SUSCITA
EMOZIONE, AL
DI FUORI DEI
PROBLEMI DI
COSTRUZIONE,
AL DI LÀ DI ESSI
LE CORBUSIER



*Maximum transparency and minimum dimensions
are the intrinsic characteristics of Basic partition.*



In its simplicity Basic partition is able to create highly dynamic places.



Framed or fully glazed doors for maximum transparency.



The absence of vertical uprights guarantees the visual continuity of an extremely clean space.



The external hinges allow the full rotation of the leaf.





The single-glazed partition catches sight of contemporary workplaces, allowing the insertion of modules that can be equipped.




*Basic partitioning system is also completed
with solid doors characterized by essential design.*





The visual lightness of the sliding door is determined by the minimum size of its aluminium frame.





Minimal corners and junction profiles allow a continuous look of the large glasses.



VISION >

Vision is the partition system with elegant and rigorous design. Conceived, designed and built to achieve maximum comfort. Comfort in all its forms, from visual comfort to aesthetic comfort, from sound comfort to eco-friendly comfort. Vision is a glazed partition without vertical structure, which gives the maximum transparency with a small thickness. Vision is also a blind wall, made with panels of the same thickness to ensure the continuity of design.

IT IS NOT JUST THE OBJECT BUT ALSO WHAT SURROUNDS IT, THE EMPTY AND THE SPACE

NON È SOLTANTO L'OGGETTO, MA ANCHE CIÒ CHE LO CIRCONDA E I VUOTI, LO SPAZIO
OSCAR NIEMEYER





Vision partition, fully glazed or blind, is the design response to requests for technical performance, without losing sight of the high aesthetic value.







The glazed or solid doors are completely flush to the partition.



The profiles, available in different finishes, define tasteful spaces.





Vision encloses executive workspaces, where transparency and acoustic comfort are key requirements.




Vision system incorporates glass and blind panels maintaining its coplanarity.



Its clean design and the absence of vertical uprights assure visual continuity.



The minimum dimensions of this double-glazed or solid partition make Vision suitable for sophisticated spaces assuring high-acoustic performance.



SEALED >

The versatility of design and composition of Sealed partition system, allows free separation of contemporary architectural spaces. The modularity and the possibility of reconfiguration makes this product highly customizable and able to meet any design requirement. Some of the main characteristics of Sealed system are the modular design, self-supporting metal framework, optional fittings and fixtures, compatibility with the Citterio range, ease of assembly and disassembly of all components and, most of all, possibility to respond to a wide range of requirements and quality specifications thanks to its double-panel modules with cavity gap, available in a variety of different versions.

**ARCHITECTURE IS THE
MASTERLY, CORRECT
AND MAGNIFICENT
PLAY OF MASSES
BROUGHT TOGETHER
IN LIGHT. ARCHITECTURE
IS A FACT OF ART,
A PHENOMENON THAT
ELICITS EMOTION**

L'ARCHITETTURA
È IL GIOCO
SAPIENTE,
RIGOROSO E
MAGNIFICO DEI
VOLUMI SOTTO
LA LUCE
L'ARCHITETTURA
È UN FATTO
D'ARTE, UN
FENOMENO
CHE SUSCITA
EMOZIONE
LE CORBUSIER





*Sealed is a system of modular partition
with visible vertical uprights.*



The particular shape of the profile allows the installation of double glasses flushed externally or a single central glass.







The wide design flexibility is the key feature of this partitioning system.



The single glazed swivel doors, thanks to a structural profile, eliminate the use of traditional visible hinges.



Concave or convex corners, or with adjustable opening, give the designer endless possibilities of configuration.




Sealed allows to create spaces where acoustic comfort and privacy, guaranteed with the use of venetian blinds, reach levels of excellence.






The wide modularity allows the creation of reconfigurable lay-out over time.



COLORS FINISHES

CUSTOMER'S REQUEST CAN VARY
ITS COLOR PALETTE AND MATERIALS PERFORMING
MATT OR GLOSSY COLORS ACCORDING TO RAL COLOR
CHART AND PROCESSING OF PRECIOUS WOODS.



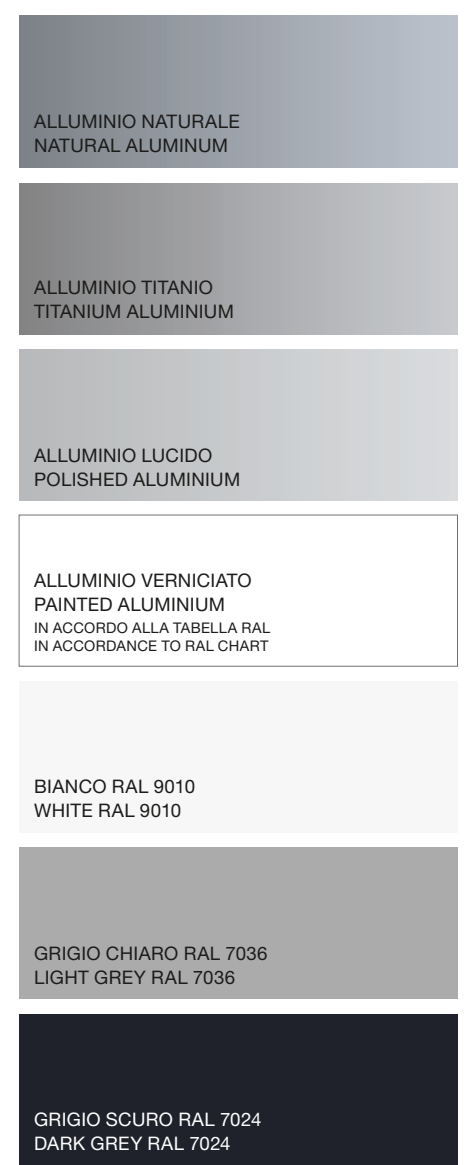
NOBILITATO
MELAMINE FINISH

NOBILITATO
MELAMINE FINISH

ESSENZE
WOODS



ESSENZE
WOODS




STRUTTURE
STRUCTURE



SCHERMI
SCREENS

The color swatches reproduced in this catalog are purely indicative.

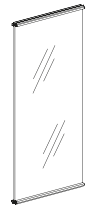


TECHNICAL INFO

CITTERIO SPA RESERVES THE RIGHT TO MODIFY AND IMPROVE THE CHARACTERISTICS OF THE PRODUCTS SHOWN IN THIS CATALOGUE IN ORDER TO MEET MARKET REQUIREMENTS.

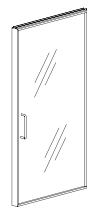
RAY

PANNELLO VETRO
GLASS PANEL



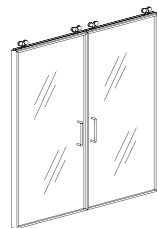
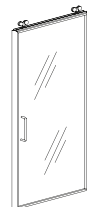
H MAX 300

PORTE A BATTENTE
SWIVEL DOORS



H MAX 300

PORTE SCORREVOLI
SLIDING DOORS



H MAX 300

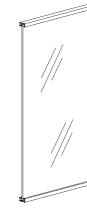
BASIC

PANNELLO CIECO
SOLID PANEL

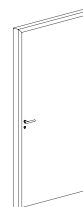


H MAX 300

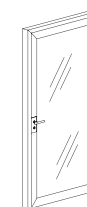
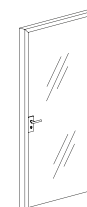
PANNELLO VETRO
GLASS PANEL



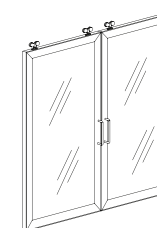
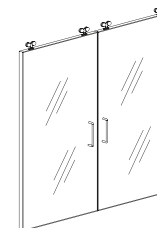
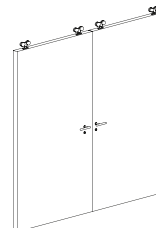
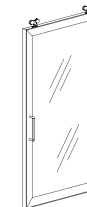
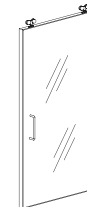
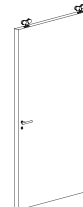
PORTE A BATTENTE
SWIVEL DOORS



H MAX 300



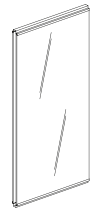
PORTE SCORREVOLI
SLIDING DOORS



H MAX 300

VISION

PANNELLO VETRO GLASS PANEL

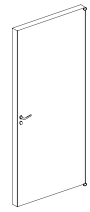


H MAX 300

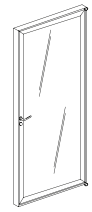
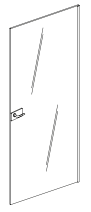
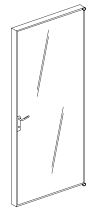
PANNELLO CIECO FOLDING DOORS



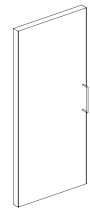
PORTE A BATTENTE SWIVEL DOORS




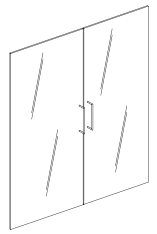

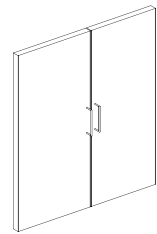
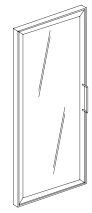
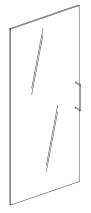
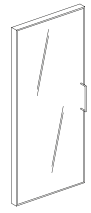
H MAX 300



PORTE SCORREVOLI SLIDING DOORS

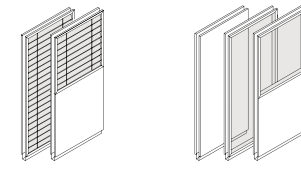


H MAX 300

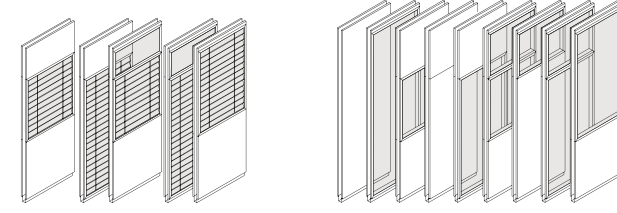


SEALED

TIPOLOGIE DELLA PARETE DIVISORIA STANDARD PARTITION ELEMENTS

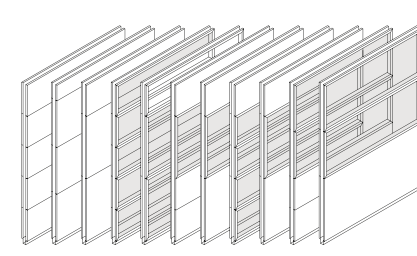


H 173,7 - 212,1 - 237,7 - 263,3 - 288,9 - 314,5

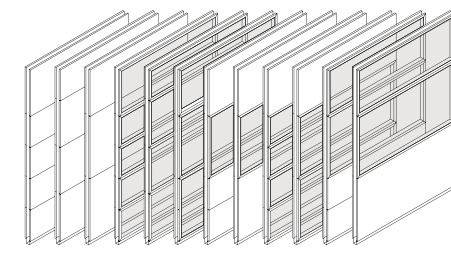


H 173,7 - 212,1 - 237,7 - 263,3 - 288,9 - 314,5

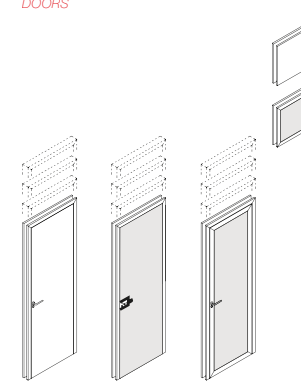
TIPOLOGIE DELLA PARETE DIVISORIA A MODULI ORIZZONTALI TYPES OF PARTITION WALL WITH HORIZONTAL MODULES



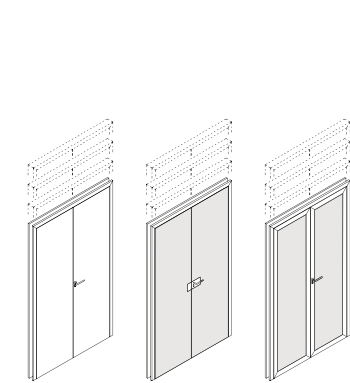
H 173,7 - 212,1 - 237,7 - 263,3 - 288,9 - 314,5



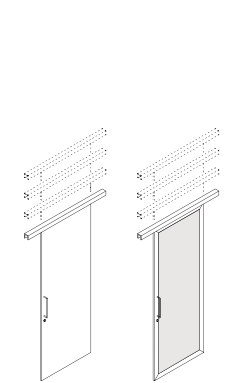
PORTE DOORS



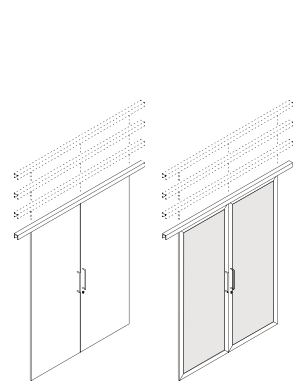
L 95
H 212,1 - 237,7 - 263,3 - 288,9



L 160
H 212,1 - 237,7 - 263,3 - 288,9



L 95
H 212,1 - 237,7 - 263,3 - 288,9



L 190
H 212,1 - 237,7 - 263,3 - 288,9

Per ogni chiarimento tecnico-dimensionale, vi preghiamo di contattare i nostri uffici.
For any technical and dimensional clarification, please contact our offices.

NORTHGATE LTD
UNIT 5A CHURCH FARM
SG11 2DY
020 3034 7200
Enquiries@northgateuk.com
www.Northgateuk.com