

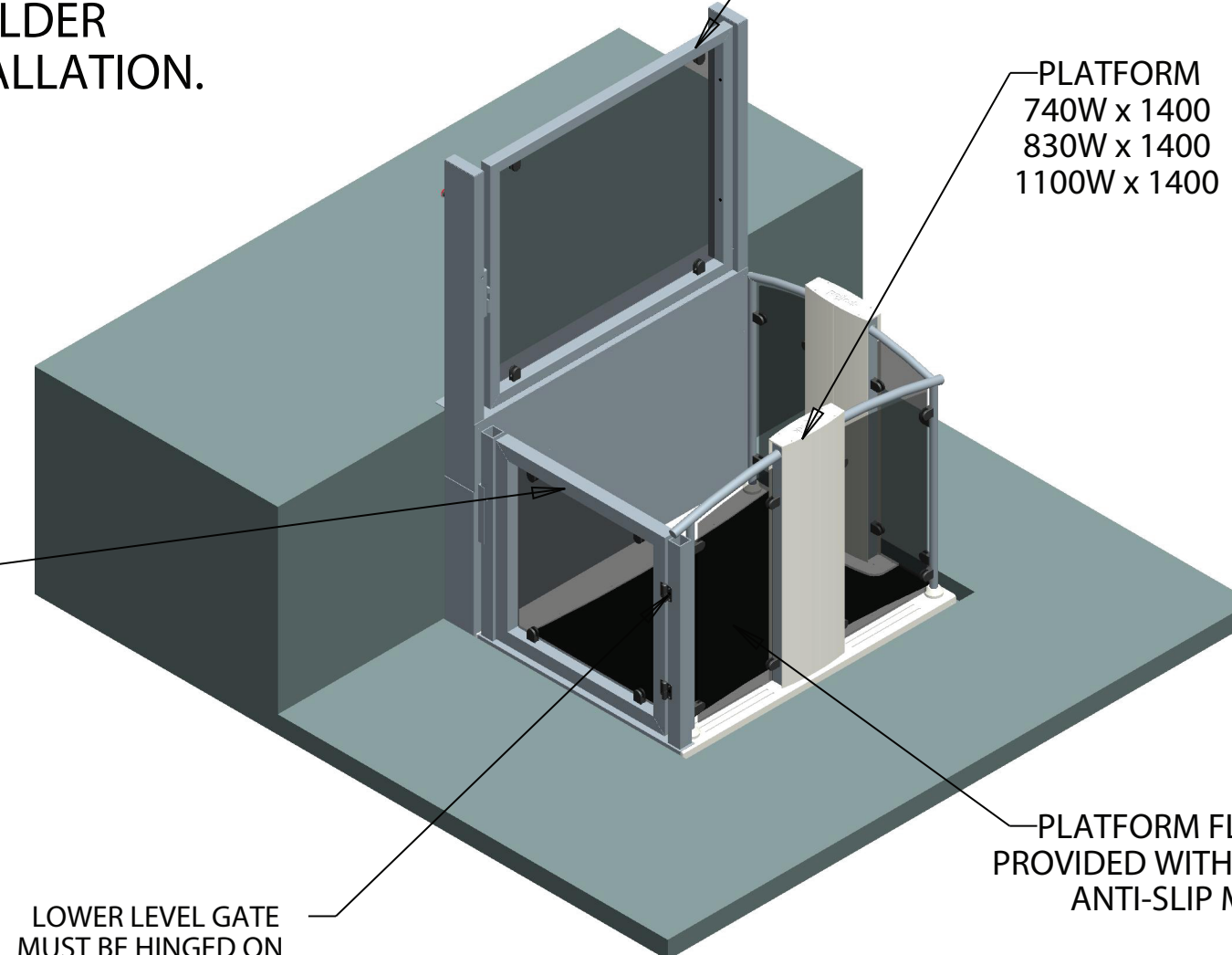
PIT EDGES MAY NEED
TO BE INFILLED AROUND
LIFT BY BUILDER
AFTER LIFT INSTALLATION.

CLEARANCE EITHER SIDE
OF STEPLIFT MUST BE
<10mm OR >150mm TO
COMPLY WITH BS6440.

LOWER GATE
with GLASS GATE
or BARRED GATE

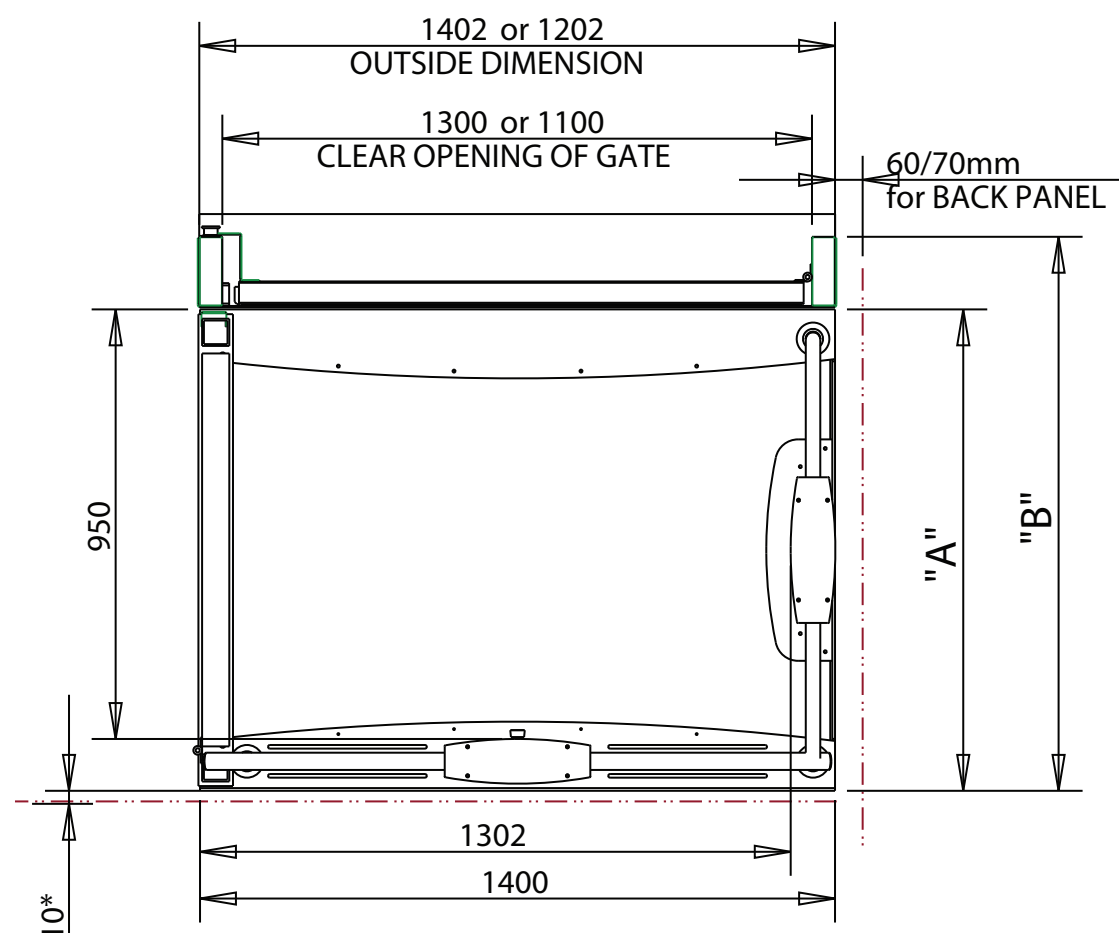
UPPER GATE
with GLASS GATE
or BARRED GATE

PLATFORM
740W x 1400
830W x 1400
1100W x 1400

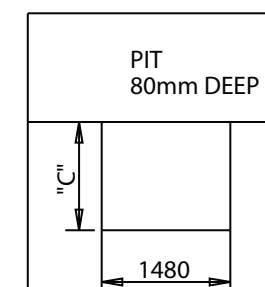


PLATFORM FLOOR
PROVIDED WITH BLACK
ANTI-SLIP MAT

LOWER LEVEL GATE
MUST BE HINGED ON
HANDRAILS SIDE



Steplift SIZE	"A"	"B"	"C"
740W	975	1135	1145
830W	1065	1225	1235
1100W	1355	1515	1525



Drawing Title: A2 Step Lift - Adjacent Entry Pit Mounted		Drawing Number: ■
Date: 24/01/12	Scale: NTS	Rev:
Drawn By: N Massey	Checked By: N Cardwell	

Unit 7, Deanfield Drive,
Link 59 Business Park,
Clitheroe, Lancs, BB7 1QJ,
Tel: 01200 405005
Fax: 01200 405006
Email: info@axess2.co.uk

axess 
Lifts for life

www.axess2.co.uk