









# Technical Specifications Ø 53 cm

	Light output in lumens***	Recommended maximum tube length*	U-value complete set**	G-value**	LTA/value**	Sound Insulation** Dn,e,w (C Ctr)	Upward pressure / downward pressure****	Gust Load
								
Ø 53 cm office	6141	max. 15 m	U=2,2 W/m <sup>2</sup> K	g=42%	42%	65 (- 1;-3) Db	UL 3352/ DL 7182	SB 1350
Ø 53 cm warehouse	7744	max. 15 m	U=3,0 W/m <sup>2</sup> K	g=58%	58%	48 Db	UL 3352/ DL 7182	SB 1350

\* Solatube Lumen Output Tables 4.1 - 7/05

\*\* Research Grontmij (Sweco), Peutz en ITC-CNR

\*\*\* Half-year average based on research by Grontmij (Sweco) en Lichtconsult.nl

\*\*\*\* tested with the EN 1873 method by British Board of Agrément.

## Measurements

The U-value measurements are carried out with a dedicated hotbox specifically built for the test. This enabled the measurements to be carried out with the daylight systems mounted in a vertical position. The measurements were carried out in accordance with EN-ISO 12567 for windows and doors. The optical measurements were carried out spectrally in accordance with EN 410 using the spectral range of 250-2500 nm. A 2.5 kW HMI light source was used. The measurements were carried out for an angle of incidence of 45 degrees to determine the g-value.

