



EFL Shutters

Custom Made Shutters & Windows

www.efl-shutters.co.uk

european shutters **specialist**

CLASSIC ■

PREMIUM ■

ELITE ■

MIMEO ■



We at EFL Shutters, have gained a reputation for service and quality as we cover the growing demand across the European Markets, especially in the United Kingdom.

As a plantation shutters manufacturer, established in Eastern Europe, Romania, we are able to source our timber from the wealthy Romanian forests, while also being amongst the biggest distributors in United Kingdom for the Chinese products and raw wood, with 10 to 12 weeks time frame.

Knowing the importance of a speedy service and without compromising the quality of our products, our strategic positioning in Europe allows us to commit to lead times of up to 6 weeks on our hardwood shutters, for the European Markets.

We can also offer a colour matching service to match your hardwood plantation shutters to mostly any colour you wish. This includes Farrow and Ball or Dulux colour swatches.

Since we have established in 2017, we have developed strong working relationships with Trades and other businesses across Europe, but mostly in the United Kingdom.

We are continuously thriving to expand our client portfolio and commit to the highest standard of service and quality.

Silviu Negoescu
Managing Director

Privacy

Plantation shutters are ideal for those who seek privacy without having to sacrifice the valuable sunlight. The slats(louvres) can be easily tilted according to the sunlight position or direction in order to let it in entirely, and when shut, shutters are a great way to keep out prying eyes. Amazing fit to have them especially if you live on a busy street.

Insulation

Besides allowing for light control, plantation shutters can help in mitigating noise coming from the outside as well as acting as another layer of insulation against the cold winter drafts or the summer's heatwave.

Added Value

As opposed to using curtains or blinds, plantation shutters add up to the property's value itself, which makes shutters an attraction when it comes to new developments or refurbishments. Kerb appeal, elegance, being a permanent fixture, reduced utility bills, more or less benefits that every household needs or wants.

Shutters Styles

The style of the shutters refers to the overall design and how it may look over a particular window. Selecting the right style ultimately starts with the window shape and size and your requirements. We are more than happy to offer recommendation or suggestions on which might be the best or most suitable style for you.



TIER on TIER Plantation Shutters



Full Height Plantation Shutters



CAFÉ Style Plantation Shutters

Full Height

The Full Height style is the most popular choice, where a panel covers the entire height of the window, also being one of the most customisable. The Full Height style can be further classified into several design options.



Full Height Standard

This design option consists of having the entire height of the window covered with each panel's slats, all being interconnected through the tilt rod, and all the slats tilting into the same direction.



Full Height with Mid-Rail

The mid rail is both a design and an utility feature. By having a mid-rail on a Full Height shutter panel, it allows for individual tilting of the slats from the top half compared to the slats from the bottom half of the panel. While you keep the bottom half shut you gain privacy, whereas keeping the top half of the panel with the slats open you also allow for the sunlight to enlighten the room.

For really tall windows, a mid-rail is recommended to have on the Full Height style and in some cases it becomes imposed as it adds up to the stability of the shutters themselves.



Full Height with Split-Louvres

The split louvre section acts a separator for a panel, just like a mid rail, yet without being noticeable at all. It also allows separate openings of the louvres from the top half compared to the louvres left on the bottom side of the panel, from where the split section is done.

TIER on TIER Plantation Shutters

The Tier on Tier design consists on having two sets of panels on top of each other that operate independently. The tier on tier design makes a stunning feature in Victorian properties. This style provides the much needed privacy, whilst allowing the most light into the rooms.



CAFÉ Style Plantation Shutters

The Café Style covers only the bottom half of a window while leaving the top side fully exposed. These are ideal for ground level windows in living areas or kitchens, while also being a great fit for commercial premises such as cafes or restaurants. The style originated from France, where various shutters are used in order to offer a private dining experience.



Solid Shutters



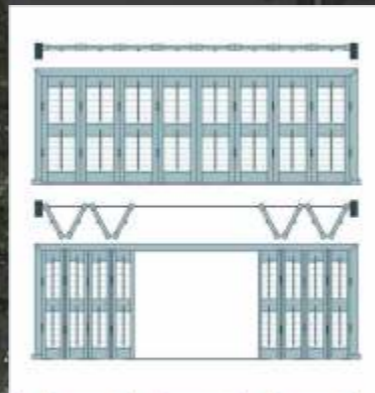
When choosing wood shutters for windows, the style of your shutter defines the entire feel of the window.

If slatted shutters can be designed to appear modern or traditional, depending on your selection of wood material and slat size, larger sizes tend to appear more modern.

The Solid panel shutters still remain a favourite for those who want to keep a traditional Victorian look for their windows.



Tracked Shutters



Rather than fitting shutters in the usual manner with frames and hinges, these shutters slide on a track.

Tracked shutters are ideal for wide window expanses, or when you are looking to divide a room, as tracking allows for multiple folding panels. The tracked shutters are full height style allowing you to either concertina or slide the panels.


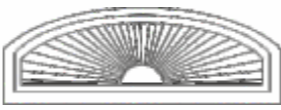
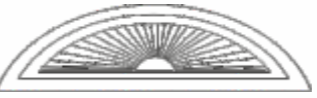


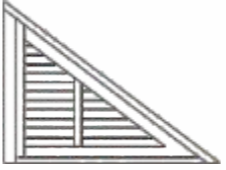


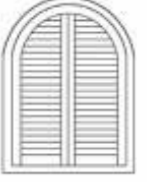





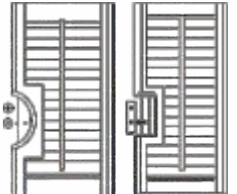


Special Shapes Shutters

Covering any shaped window, this is a great solution for the difficult ones.



OUR SHUTTERS COME IN ALL SHAPE AND SIZES

Half Round Sunburst	Elongated Eyebrow Sunburst	Eyebrow Sunburst	Quarter Round	Circle
				
Triangle	Hexagon	Octagon	Multi Panel Arch	Raked
				
Angled	Sunburst at Top with Divider Strip	Sunburst at Top with T Post	Sunburst Panel with Frame	French Door Cutout
				

CLASSIC SHUTTERS

UPVC frames with PAWLONIA WOOD panels



The reasoning behind this particular manufacturing style is being able to mix the insulation properties of the Pawlonia hardwood, with the resilience and stability of the uPVC frames, while also offering a cost-effective solution to plantation shutters.

This might be the best option if you have uPVC Windows. Bare in mind that the Classic Shutters range also comes in limited colour options as in: Pure White, Silk White and Pearl.

Plantation shutters traditionally come with a stained finish, now thanks to Paulownia Wood Shutters, it is possible to have them in a wide range of stained wooden colours and a wide range of painted colours.

With our Premium Shutters range, the entire shutter is made out of Pawlonia Hardwood, both frames, panels and slats. Plantation Shutters made out of Pawlonia Wood have insulation properties due to the very nature of the wood itself, helping in maintaining as much as possible a perfect ambient in the room, keeping out the winter cold and the summer heat. This option remains one of the best choices for Tier on Tier Styles or large panels as in for conservatory windows.

PREMIUM SHUTTERS

PAWLONIA WOOD frames and panels



ELITE SHUTTERS

POPLAR frames & panels

Poplar is one of the finest varieties of wood used to manufacture plantation shutters. It has a finer texture that gives your shutters an attractive look. Shutters created from poplar are sturdy and have a uniform, smooth finish, so upon staining or painting, your shutters look amazing on every window. The Elite Shutters range has gained popularity among home owners due to their quality. They are more durable than other types of wooden plantation shutters because the poplar itself is less porous, making it longer lasting and much more stable compared to other types of hardwoods.

Our UPVC shutters were designed having bathrooms in mind. Where Wooden or MDF shutters failed against humid conditions by developing defects such as warping or paint blowing, the uPVC shutters are tough, hard wearing and ideally suited to withstand high humidity, moisture, condensation and direct water contact.

With a great quality finish and look, they fit the same as the other plantation shutters that we can provide.

Mimeo: UPVC SHUTTERS

for bathrooms



Louvres Sizes

The louvres that we can manufacture are available in a choice of up to 4 sizes. Starting with the 64mm wide slat, 76mm wide, 89mm wide and even up to 114mm wide.

It's worth knowing that choosing the right louvre size needs to reflect the proportions of both the window and the room sizes. The wider the panels of a window the wider we recommend the louvre to be.

From a design perspective, wider slats make up for a more contemporary look whereas the narrower louvres reflect a more traditional design.


Our 76mm wide slat is slowly gaining popularity as it tends to work well with the majority of window and room sizes.



Tilt Rod

In order to control the opening and/or closing of the slats, the Tilt Rod positioning can also be customised. Generally, the Tilt Rod runs down the centre of a panel, yet again there is the possibility of having it placed on the side of the panel towards the hinges.

Another great option is to opt for a Clearview – Aluminium Rod, which comes fixed on the back side of the panels, all the times on the sides towards the hinges. The Clearview – Aluminium rod comes painted in the same colour as the shutters are in order to blend in colour-wise as much as possible. Due to being really slim, it is hardly visible from the outside of the property.



EFL Shutters are an inspired choice for any style of home. Especially when you consider that they're just as beautiful when viewed from the outside as the inside and very easy to keep clean.

Whether you want privacy or light control, functionality or versatility, contemporary or period style we can provide shutters and blinds that will fit your needs perfectly.

The Shutters we produce are custom made for your window measurements – we guarantee a perfect fit. Your order will be crafted by our experienced and skilled staff to the highest quality available.

Our friendly staff will manage your order from start to finish. You can relax and allow our professional team take care of every stage of production.



EFL Shutters

Custom Made Shutters & Windows

www.efl-shutters.co.uk

28 Upper Richmond Rd,
Wandsworth, London SW15 2RX

148 Wandsworth Bridge Rd,
Fulham, London SW6 2UH

european shutters specialist