

Date: July 14, 2017

BSE Limited

Corporate Relation Department  
Phiroze Jeejeebhoy Towers  
Dalal Street  
Mumbai- 400001

Delhi Stock Exchange  
Limited

Mr. P.K Mishra  
Head Listing & Compliance  
3/1, Asaf Ali Road  
New Delhi – 110002

Ahemdabad Stock  
Exchange Limited

The Manager  
Listing Department  
Kamdhenu Complex  
Opp. Sahajanand College,  
Panjrapole  
Ahmedabad – 380015  
(Gujarat)

Jaipur Stock Exchange  
Limited

The Manager  
Listing Department  
Stock Exchange Building  
JLN Marg , Malviya  
Nagar  
Jaipur - 302017  
(Rajasthan)

**Subject: Compliance with Regulation 31(1) (b) of the SEBI (Listing Obligations & Disclosure Requirements), 2015.**

**Scrip Code: 514394**

Dear Sir,


Please find enclosed herewith Shareholding Pattern in the prescribed format for the first quarter ended on June 30, 2017 in compliance with Regulation 31(1)(b) of SEBI(Listing Obligations & Disclosure Requirements), 2015.

We hope you will find the same in order and kindly take the information on records.

Thanking You

Yours Faithfully

For ATLAS Jewellery India Limited

  
(Chandan Mahapatra)  
Company Secretary & CFO



Encl: As Above



1 Name of Listed Entity: ATLAS Jewellery India Limited

2 Scrip Code/Name of Scrip/Class of Security: 514394

3 Share Holding Pattern Filed under: Reg. 31(1)(b)  
Quarter Ended: 30th June, 2017

4 Declaration:

	Particulars	Yes*	No*
1	Whether the Listed Entity has issued any partly paid up shares?		No
2	Whether the Listed Entity has issued any Convertible Securities or Warrants?		No
3	Whether the Listed Entity has any shares against which depository receipts are issued?		No
4	Whether the Listed Entity has any shares in locked-in?	Yes	
5	Whether any shares held by promoters are pledge or otherwise encumbered?		No

\*If the Listed Entity selects the option 'No' for the questions above, the column for the partly paid up shares, Outstanding Convertible Securities/Warrants, depository receipts, locked-in shares, No of shares pledged or otherwise encumbered by promoters, as applicable, shall not be displayed at the time of dissemination on the Stock Exchange website. Also wherever there is 'No' declared by Listed Entity in above table the values will be considered as 'Zero' by default on submission of the format of holding of specified securities

5. The tabular format for disclosure of holding of specified securities is as follows:-








Table - I Summary Statement holding of specified securities as on 30th June, 2017

Category (I)	Category of Shareholder (II)	No of Shareholders (III)	No. of fully paid Equity Share Held (IV)	No. of Partly Paid Equity Shares Held (V)	No. of shares underlying Depository Receipts (VI)	Total Nos. Shares Held (VII) = (IV)+(V)+(VI)	Shareholding as a % of total no of Shares (calculated as per SCRR 1957) (VIII) as a % of (A+B+C2)	Number of Voting Rights held in each class of securities (IX)			No of shares underlying outstanding convertible securities (including warrants)	Shareholding as a % assuming full conversions of convertible securities (as a % of diluted equity capital) (XI)=(VII)+(X) as a % of (A+B+C2)	No. of Locked in Shares (XII)		No of Shares pledged or otherwise encumbered (XIII)		No of Equity Shares Held in Dematerialized form (XIV)	
								No. of Voting Rights					Total as a % of (A+B+C)	No. (a)	As a % of total shares held (b)	No. (a)		As a % of total shares held (b)
								Class X	Class Y	Total								
(A)	Promoter & Promoter Group	2	51636044	0	0	51636044	51.3003	51636044	0	51636044	51.3003	0	51.3003	20131000	38.9863	0	0.0000	51635944
(B)	Public	5318	49018489	0	0	49018489	48.6997	49018489	0	49018489	48.6997	0	48.6997	0	0.0000	8638	0.0176	47766082
(C)	Non Promoter - Non Public	0	0	0	0	0	0.0000	0	0	0	0.0000	0	0.0000	0	0.0000	0	0.0000	0
(C1)	Shares Underlying DRs	0	0	0	0	0	0.0000	0	0	0	0.0000	0	0.0000	0	0.0000	0	0.0000	0
(C2)	Share Held By Employees Trusts	0	0	0	0	0	0.0000	0	0	0	0.0000	0	0.0000	0	0.0000	0	0.0000	0
	<b>Total</b>	<b>5320</b>	<b>100654533</b>	<b>0</b>	<b>0</b>	<b>100654533</b>	<b>100.0000</b>	<b>100654533</b>	<b>0</b>	<b>100654533</b>	<b>100.0000</b>	<b>0</b>	<b>100.0000</b>	<b>20131000</b>	<b>20.0001</b>	<b>8638</b>	<b>0.0086</b>	<b>99402026</b>





# ATLAS

Trusted by Millions

**Table II - Statement showing shareholding pattern of the Promoter and Promoter Group as on 30th June, 2017**

	Category & Name of the Shareholder (I)	PAN (II)	No. of Shareholders (III)	No. of fully paid Equity Share Held (IV)	No. Of Partly Paid Equity Shares Held (V)	No. Of shares underlying Depository Receipts (VI)	Total Nos. Shares Held (VII) = (IV)+(V)+(VI)	Shareholding as a % of total no of Shares (calculated as per SCRR 1957) (VIII) As a % of (A+B+C2)	No of Voting Rights held in each class of securities (IX)			No of shares underlying outstanding convertible securities (including warrants) (X)	Shareholding as a % assuming full conversions of convertible securities (as a % of diluted equity capital)	No. of Locked in Shares (XII)		No of Shares pledged or otherwise encumbered (XIII)		No of Equity Shares Held in Dematerialized form (XIV)	
									No. of Voting Rights					Total as a % of (A+B+C)	No. (a)	As a % of total shares held (b)	No. (a)		As a % of total shares held (b)
									Class X	Class Y	Total								
(1)	<b>Indian</b>																		
(a)	Individual/Hindu Undivided Family		0	0	0	0	0	0.0000	0	0	0	0.0000	0	0.0000	0	0.0000	0	0	0
(b)	Central Govt /state Govt/ President Of India		0	0	0	0	0	0.0000	0	0	0	0.0000	0	0.0000	0	0.0000	0	0	0
(c)	Financial Inst/banks		0	0	0	0	0	0.0000	0	0	0	0.0000	0	0.0000	0	0.0000	0	0	0
(d)	Any other																		
(d)(i)	Body Corporates		2	51636044	0	0	51636044	51.3003	51636044	0	51636044	51.3003	0	51.3003	20131000	38.9862	0	0	51635944
	Atlas Jewellery Pvt Ltd	AAGCA8260K	1	1636044	0	0	1636044	1.6254	1636044	0	1636044	1.6254	0	1.6254	0	0.0000	0	0	1635944
	DAFSPAL AIL Open Offer Escrow Account	AAACG5890R	1	50000000	0	0	50000000	49.6749	50000000	0	50000000	49.6749	0	49.6700	20131000	40.2620	0	0	50000000
	Sub - Total (A) (1)		2	51636044	0	0	51636044	51.3003	51636044	0	51636044	51.3003	0	51.3003	20131000	38.9863	0	0	51635944
(2)	<b>Foreign</b>																		
(a)	Individual(Non Resident Individuals/ Foreign Individual )		0	0	0	0	0	0.0000	0	0	0	0.0000	0	0.0000	0	0.0000	0	0	0
(b)	Government		0	0	0	0	0	0.0000	0	0	0	0.0000	0	0.0000	0	0.0000	0	0	0
(c)	Institutions		0	0	0	0	0	0.0000	0	0	0	0.0000	0	0.0000	0	0.0000	0	0	0
(d)	Foreign Portfolio Investors		0	0	0	0	0	0.0000	0	0	0	0.0000	0	0.0000	0	0.0000	0	0	0
(e)	Any Other																		
	Sub - Total (A) (2)		0	0	0	0	0	0.0000	0	0	0	0.0000	0	0.0000	0	0.0000	0	0	0
	<b>Total Shareholding of Promoter and Promotor Group (A)= (A)(1)+(A)(2)</b>		2	51636044	0	0	51636044	51.3003	51636044	0	51636044	51.3003	0	51.3003	20131000	38.9863	0	0	51635944

Note: (1) PAN would not be displayed on website of Stock Exchange(s)

(2) The term "Encumbrance" has the same meaning as assigned under regulation 28(3) of SEBI (Substantial Acquisition of Shares and Takeovers) Regulations, 2011






Table - III Statement showing shareholding pattern of the Public shareholding as on 30th June, 2017

Category & Name of the Shareholder (I)	PAN (II)	No. of Shareholders (III)	No. of fully paid Equity Share Held (IV)	No. Of Partly Paid Equity Shares Held (V)	No. Of shares underlying Depository Receipts (VI)	Total Nos. Shares Held (VII) = (IV)+(V)+(VI)	Shareholding as a % of total no of Shares (calculated as per SCRR 1957) (VIII) As a % of (A+B+C2)	No of Voting Rights held in each class of securities (IX)			No of shares underlying outstanding convertible securities (including warrants) (X)	Shareholding as a % assuming full conversions of convertible securities (as a % of diluted equity capital) (XI)=(VII)+(X) as a % of (A+B+C2)	No. of Locked in Shares (XII)		No of Shares pledged or otherwise encumbered (XIII)		No of Equity Shares Held in Dematerialized form (XIV)	
								No. of Voting Rights					Total as a % of (A+B+C)	No. (a)	As a % of total shares held (b)	No. (a)		As a % of total shares held (b)
								Class X	Class Y	Total								
<b>(1) Institutions</b>																		
(a) Mutual Funds		0	0	0	0	0	0.0000	0	0	0	0.0000	0	0.0000	0	0.0000	0	0.0000	
(b) Venture Capital Funds		0	0	0	0	0	0.0000	0	0	0	0.0000	0	0.0000	0	0.0000	0	0.0000	
(c) Alternate Investment Funds		0	0	0	0	0	0.0000	0	0	0	0.0000	0	0.0000	0	0.0000	0	0.0000	
(d) Foreign Venture Capital Investors		0	0	0	0	0	0.0000	0	0	0	0.0000	0	0.0000	0	0.0000	0	0.0000	
(e) Foreign Portfolio Investors		0	0	0	0	0	0.0000	0	0	0	0.0000	0	0.0000	0	0.0000	0	0.0000	
(f) Financial Inst/banks		0	0	0	0	0	0.0000	0	0	0	0.0000	0	0.0000	0	0.0000	0	0.0000	
(g) Insurance Companies		0	0	0	0	0	0.0000	0	0	0	0.0000	0	0.0000	0	0.0000	0	0.0000	
(h) Provident Funds/ Pension Fund		0	0	0	0	0	0.0000	0	0	0	0.0000	0	0.0000	0	0.0000	0	0.0000	
(i) Any other																		
Sub-total (B)(1)		0	0	0	0	0	0.0000	0	0	0	0.0000	0	0.0000	0	0.0000	0	0.0000	
<b>(2) Central Govt /state Govt/ President Of India</b>		0	0	0	0	0	0.0000	0	0	0	0.0000	0	0.0000	0	0.0000	0	0.0000	
Sub-total (B)(2)		0	0	0	0	0	0.0000	0	0	0	0.0000	0	0.0000	0	0.0000	0	0.0000	
<b>(3) Non-institutions</b>																		
(a) (i) Individual-Holding Nom. Val. upto Rs.2 lakhs		5076	1923595	0	0	1923595	1.9111	1923595	0	1923595	1.9111	0	1.9111	0	0.0000	8638	0.4490	813688
(ii) Individual-Holding Nom. Val. greater than Rs.2 lakhs		8	419637	0	0	419637	0.4169	419637	0	419637	0.4169	0	0.4169	0	0.0000	0	0.0000	337137
(b) Nbfci Registered With Rbi		0	0	0	0	0	0.0000	0	0	0	0.0000	0	0.0000	0	0.0000	0	0.0000	0
(c) Employees Trust		0	0	0	0	0	0.0000	0	0	0	0.0000	0	0.0000	0	0.0000	0	0.0000	0
(d) Overseas Depository Holding DRs		0	0	0	0	0	0.0000	0	0	0	0.0000	0	0.0000	0	0.0000	0	0.0000	0
(e) Any Other		234	46675257	0	0	46675257	46.3717	46675257	0	46675257	46.3717	0	46.3717	0	0.0000	0	0.0000	46615257
(e)(i) Body Corporates		74	130661	0	0	130661	0.1298	130661	0	130661	0.1298	0	0.1298	0	0.0000	0	0.0000	105161
(e)(ii) Clearing Member		7	6033	0	0	6033	0.0060	6033	0	6033	0.0060	0	0.0060	0	0.0000	0	0.0000	6033
(e)(iii) NRI - Non Repatriable		4	7178	0	0	7178	0.0071	7178	0	7178	0.0071	0	0.0071	0	0.0000	0	0.0000	7178
(e)(iv) NRI - Repatriable		108	57915	0	0	57915	0.0575	57915	0	57915	0.0575	0	0.0575	0	0.0000	0	0.0000	25815
(e)(v) HUF		26	22037	0	0	22037	0.0219	22037	0	22037	0.0219	0	0.0219	0	0.0000	0	0.0000	21737
(e)(vi) ESOP/ESOS/ESPS		11	2100	0	0	2100	0.0021	2100	0	2100	0.0021	0	0.0021	0	0.0000	0	0.0000	0
(e)(vii) Overseas Corporate Bodies		4	46449333	0	0	46449333	46.1473	46449333	0	46449333	46.1473	0	46.1473	0	0.0000	0	0.0000	46449333
Al Juraina Precious Metals And Bullions (FZE)	AALCA9215F	1	9655168	0	0	9655168	9.5924	9655168	0	9655168	9.5924	0	9.5900	0	0.0000	0	0.0000	9655168
Al Lavyah General Trading (FZE)	AALCA9217H	1	12188737	0	0	12188737	12.1095	12188737	0	12188737	12.1095	0	12.1100	0	0.0000	0	0.0000	12188737
Al Mareija Precious Metal And Bullions (FZE)	AALCA9216G	1	12494680	0	0	12494680	12.4134	12494680	0	12494680	12.4134	0	12.4100	0	0.0000	0	0.0000	12494680
Mankool General Trading (FZE)	AA1CM7748N	1	12110748	0	0	12110748	12.0320	12110748	0	12110748	12.0320	0	12.0300	0	0.0000	0	0.0000	12110748
Sub-total (B)(3)		5318	49018489	0	0	49018489	48.6997	49018489	0	49018489	48.6997	0	48.6997	0	0.0000	8638	0.0176	4776082
<b>Total Public Shareholding</b>		<b>5197</b>	<b>49018489</b>	<b>0</b>	<b>0</b>	<b>49018489</b>	<b>48.6997</b>	<b>49018489</b>	<b>0</b>	<b>49018489</b>	<b>48.6997</b>	<b>0</b>	<b>48.6997</b>	<b>0</b>	<b>0.0000</b>	<b>8638</b>	<b>0.0176</b>	<b>47747382</b>

Note: (1) PAN would not be displayed on website of Stock Exchange(s)

(2) The above format needs to be disclosed along with the name of following persons: Institutions/Non Institutions holding more than 1% of total number of shares.

(3) W.r.t. the information pertaining to Depository Receipts, the same may be disclosed in the respective columns to the extent information available and the balance to be disclosed as held by custodian







Table - IV Statement showing shareholding pattern of the Non Promoter - Non Public shareholder as on 30th June, 2017

	Category & Name of the Shareholder (I)	PAN (II)	No. of Shareholders (III)	No. of fully paid Equity Share Held (IV)	No. Of Partly Paid Equity Shares Held (V)	No. Of shares underlying Depository Receipts (VI)	Total Nos. Shares Held (VII) = (IV)+(V) + (VI)	Shareholding as a % of total no of Shares (calculated as per SCRR 1957) (VIII) As a % of (A+B+C2)	No of Voting Rights held in each class of securities (IX)			No of shares underlying outstanding convertible securities (including warrants) (X)	Shareholding as a % assuming full conversions of convertible securities (as a % of diluted equity capital) (XI)=(VII)+(X) as a % of (A+B+C2)	No. of Locked in Shares (XII)		No of Shares pledged or otherwise encumbered (XIII)		No of Equity Shares Held in Dematerialized form (XIV)	
									No. of Voting Rights					Total as a % of (A+B+C)	No. (a)	As a % of total shares held (b)	No. (a)		As a % of total shares held (b)
									Class X	Class Y	Total								
(1)	Custodian/DR Holder		0	0	0	0	0	0	0	0	0	0	0	0	0	0	0	0	0
(a)	Names of DR Holders		0	0	0	0	0	0	0	0	0	0	0	0	0	0	0	0	0
(2)	Employees Benefit Trust (under SEBI Based employees benefit) Regulation 2014		0	0	0	0	0	0	0	0	0	0	0	0	0	0	0	0	0
(a)	Names		0	0	0	0	0	0	0	0	0	0	0	0	0	0	0	0	0
	<b>Total Non-Promoter Non Public shareholding C = C1+C2</b>		<b>0</b>	<b>0</b>	<b>0</b>	<b>0</b>	<b>0</b>	<b>0</b>	<b>0</b>	<b>0</b>	<b>0</b>	<b>0</b>	<b>0</b>	<b>0</b>	<b>0</b>	<b>0</b>	<b>0</b>	<b>0</b>	<b>0</b>

Note(1) PAN would not be displayed on website of Stock Exchange(s)

(2) The above format needs to disclose name of all holders holding more than 1% of total number of shares

(3) W.r.t. the information pertaining to Depository Receipts, the same may be disclosed in the respective columns to the extent information available

