

indice index



triedri  
p.004



strass  
p.042



bohemia  
p.060



murano  
p.068



soffiato  
p.124






# 007



007/55 TRC

# pigna











# pigna



8928/60 SQ

# concavo







# pioggia





# centoventuno



2517/60 SQ

# punta







# chiocciola







# archimede



9944/SQ



9941/SQ





# vortice





# vortice



8934/SQ



8928/LSQ

# vortice



# vortice



8930/S SQ



8930/SQ



# vortice

LIGHTSTYLE  
Interiors



9947/SQ




8933/A1 SQ







# losanghe






# losanghe



9991/A2



9991/A



9991/L

# drappi



10003/70 SQ






# colonna





**10007/55 SQ**





# spirale



8940/166 SQ


# dorico



DOR/LT



# dorico



DOR/T

























# u.f.o.



U.F.O./100



u.f.o.













# u.f.o.



U.F.O./100x100 P

# shine













shine



**CIL/SPIRAL 55**

# shine





# shine



CIL/A 30





# shine



CIL/40





# shine

LIGHTSTYLE  
LUMINARIES



CIL/50

# shine







CIL/ESSE

# oldies but goldies







1237/12+6+3





# oldies but goldies



1237/8+4

# oldies but goldies







1237/A2

1237/A3+2



# oldies but goldies



1237/4 CAND



1237/4 LT











# circus



CIRCUS/155

# circus





# circus



CIRCUS/A





# circus




**CIRCUS/T**





# quadrus



QUADRUS/60x60

# OLIV



LOTVS/60 T





# lotus





# lotus







**LOTVS/55 P**





# lotvs



LOTVS/80

# cobweb





# cobweb



COBWEB/46 S





# cobweb



COBWEB/80



COBWEB/60



COBWEB/48

# moon



MOON/A





# moon



MOON/75



MOON/63



MOON/50

# mirò



MIRÒ/A



mirò



# mirò



MIRÒ/67x67



MIRÒ/52x45





# budino



635/50



635/40



635/30

# alba



29000/A



28000/A



27000/A





alba



28000/75







28000/60

lisa



34000/95





nelly



33000/A





nelly



33000/65

# tartaruga



37000/80



37000/A









# grecia



10997/100

# grecia



13500/70





# grecia



13500/A3



13500/A5

# tulipani







# tulipani





# tulipani



2000/A



2000/L

# rondini



3000/A



3000/L



# rondini



3000/45

110|111

# molle



4000/50



# molle



4000/A



4000/L





# tronchi



**2500/50**



**2500/A**

# pini



5000/A



5000/L



pini



5000/50

116|117

# fiamme



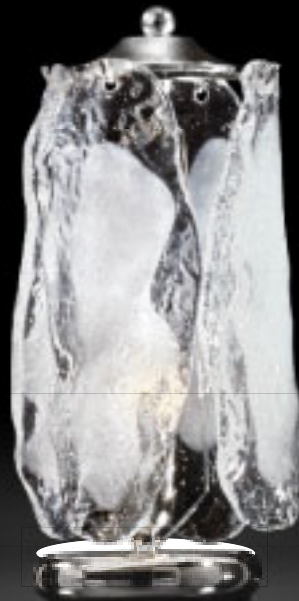
6000/40



# fiamme



6000/A



6000/L

# foglie



9960/A



9960/L



# foglie



9960/45

# foglie



12000/6



12000/A





# foglie



12000/3



12000/L







# soap




SOAP/R


# cannucce



CAN/A 30







CAN/40











dati tecnici technical details



007



alba



FRAME AVAILABLE:

GOLD 24 KT  
CHROME

FRAME AVAILABLE:

GOLD 24 KT  
CHROME

GLASS AVAILABLE:

WHITE GRANIGLIA  
AMBER GRANIGLIA

CHANDELIER  
**007/30 TRC**

Ø 30 x H 100 cm  
8 x E14  
KG 40

**007/55 TRC**

Ø 55 x H 190 cm  
16 x E14  
KG 98

**007/40 TRC**

Ø 40 x H 160 cm  
11 x E14  
KG 60

**007/80 TRC**

Ø 80 x H 340 cm  
41 x E27  
KG 250

CEILING LAMP  
**28000/60**

Ø 60 x H 25 cm  
8 x E14  
KG 21

WALL BRACKET  
**27000/A**

L 30 x H 25 x SP 25 cm  
1 x E27  
KG 3

**28000/75**

Ø 75 x H 30 cm  
10 x E27  
KG 30

**28000/90**

Ø 90 x H 30 cm  
15 x E27  
KG 38

LIGHTSTYLE

alba



archimede



FRAME AVAILABLE:

GOLD 24 KT  
CHROME

FRAME AVAILABLE:

GOLD 24 KT  
CHROME

WALL BRACKET  
**28000/A**

L 25 x H 30 x SP 15 cm  
1 x E27  
KG 3

WALL BRACKET  
**29000/A**

L 40 x H 25 x SP 17 cm  
2 x E27  
KG 5

CEILING LAMP  
**9941/SQ**

L 35 x 35 x H 25 cm  
4 x E14  
KG 11

CEILING LAMP  
**9943/SQ**

Ø 30 x H 28 cm  
3 x E14  
KG 8

**9944/50 SQ**

Ø 50 x H 30 cm  
4 x E14  
KG 16

**9941/45 SQ**

L 45 x 45 x H 33 cm  
8 x E14  
KG 16

**9944/SQ**

Ø 40 x H 30 cm  
3 x E14  
KG 14

**9944/60 SQ**

Ø 60 x H 35 cm  
6 x E14  
KG 20



budino



FRAME AVAILABLE:

GOLD 24 KT  
CHROME

CEILING LAMP

**635/30**

Ø 30 x H 14 cm  
2 x E14  
KG 8

**635/40**

Ø 40 x H 14 cm  
3 x E14  
KG 10

**635/50**

Ø 50 x H 15 cm  
5 x E14  
KG 10

**635/55**

Ø 55 x H 15 cm  
6 x E27  
KG 23

cannucce



FRAME AVAILABLE:

GOLD 24 KT  
CHROME

CEILING LAMP

**CAN/30**

Ø 30 x H 100 cm  
4 x G9  
KG 7

**CAN/40**

Ø 40 x H 100 cm  
6 x G9  
KG 8

**CAN/50**


Ø 50 x H 100 cm  
6 x G9  
KG 13

**CAN/60**

Ø 60 x H 100 cm  
6 x G9  
KG 14

LIGHTSTYLE

cannucce



FRAME AVAILABLE:

GOLD 24 KT  
CHROME

WALL BRACKET

**CAN/A 30**

L 30 x H 50 x SP 15 cm  
2 x G9  
KG 2

**CAN/A 40**

Ø 40 x H 50 x SP 20 cm  
3 x G9  
KG 3

FLOOR LAMP

**CAN/T**

Ø 30 x H 175 cm  
4 x G9  
KG 13

centoventuno



FRAME AVAILABLE:

GOLD 24 KT  
CHROME

CHANDELIER

**2517/45 SQ**

Ø 45 x H 25 cm  
4 x E14  
KG 14

**2517/60 SQ**

Ø 55 x H 30 cm  
4 x E14  
KG 20

**2517/70 SQ**

Ø 70 x H 33 cm  
4 x E14  
KG 29

chiocciola



FRAME AVAILABLE:

GOLD 24 KT  
CHROME

CHANDELIER

**10009/40 SQ**

Ø 40 x H 50 cm  
6 x E14  
KG 22

**10009/60 SQ**

Ø 60 x H 70 cm  
7 x E14  
KG 40

**10009/80 SQ**

Ø 80 x H 70 cm  
12 x E27  
KG 55



GLASS AVAILABLE:

CLEAR  
GOLD  
SILVER  
COPPER

**CEILING LAMP  
CIRCUS/95**

Ø 95 x H 45 cm  
6 x G9  
KG 30

**CIRCUS/125**

Ø 125 x H 95 cm  
8 x G9  
KG 50

**CIRCUS/155**

Ø 155 x H 110 cm  
12 x G9  
KG 80

**CEILING LAMP  
CIRCUS/60x60**

L 60 x 60 x H 55 cm  
6 x G9  
KG 20

**CIRCUS/90x90**

L 90 x 90 x H 55 cm  
9 x G9  
KG 25

**WALL BRACKET  
CIRCUS/A**

L 60 x H 20 x SP 35 cm  
3 x G9  
KG 6

**FLOOR LAMP  
CIRCUS/T**

Ø 30 x H 175 cm  
4 x G9  
KG 30

**LIGHTSTYLE**



GLASS AVAILABLE:

CLEAR  
WHITE

**CHANDELIER  
COBWEB/32 S**

Ø 32 x H 20 cm  
1 x E27  
KG 5

**COBWEB/46 S**

Ø 46 x H 25 cm  
1 x E27  
KG 10

**CEILING LAMP  
COBWEB/48**

Ø 48 x H 12 cm  
3 x G9  
KG 8

**COBWEB/60**

Ø 60 x H 12 cm  
4 x G9  
KG 12

**COBWEB/80**

Ø 80 x H 15 cm  
6 x G9  
KG 24



FRAME AVAILABLE:

GOLD 24 KT  
CHROME

**CHANDELIER  
10007/40 SQ**

Ø 40 x H 80 cm  
12 x E14  
KG 35

**10007/55 SQ**

Ø 55 x H 130 cm  
19 x E14  
KG 60

**WALL BRACKET  
10007/A SQ**

Ø 50 x H 150 cm  
9 x E14  
KG 30

**10007/A TR**

Ø 50 x H 150 cm  
9 x E14  
KG 30



concavo



FRAME AVAILABLE:

GOLD 24 KT  
CHROME

CEILING LAMP/  
CHANDELIER

**8928/25**  
Ø 25 x H 33 cm  
3 x E14  
KG 16

**8928/35**  
Ø 35 x H 33 cm  
3 x E27  
KG 21

**8928/45**  
Ø 45 x H 33 cm  
4 x E27  
KG 34

**8928/60**  
Ø 60 x H 33 cm  
6 x E27  
KG 40

**8928/75**  
Ø 75 x H 33 cm  
8 x E27  
KG 60

**8928/90**  
Ø 90 x H 33 cm  
9 x E27  
KG 85

**8928/100**  
Ø 100 x H 33 cm  
9 x E27  
KG 100

**8928/120**  
Ø 120 x H 33 cm  
18 x E27  
KG 120

**8928/130**  
Ø 130 x H 33 cm  
23 x E27  
KG 130

dorico



FRAME AVAILABLE:

GOLD 24 KT  
CHROME

TABLE LAMP

**DOR/LT**  
L 36 x 26 x H 40 cm  
4 x G9  
KG 20

FLOOR LAMP

**DOR/T**  
L 46 x 32 x H 150 cm  
8 x G9  
KG 80

LIGHTSTYLE

drappi



FRAME AVAILABLE:

GOLD 24 KT  
CHROME

CHANDELIER  
**10003/40 SQ**  
Ø 40 x H 80 cm  
7 x E14  
KG 40

**10003/60 SQ**  
Ø 60 x H 80 cm  
12 x E14  
KG 40

**10003/70 SQ**  
Ø 70 x H 120 cm  
16 x E14  
KG 60

fiamme



A



B

FRAME AVAILABLE:

GOLD 24 KT  
CHROME

CHANDELIER  
**6000/25**  
Ø 25 x H 35 cm  
1 x E27  
KG 8

**6000/40**  
Ø 40 x H 50 cm  
3 x E27  
KG 24

**6000/50**  
Ø 50 x H 55 cm  
5 x E27  
KG 34

**6000/80**  
Ø 80 x H 75 cm  
13 x E27  
KG 66

**6000/110**  
Ø 110 x H 80 cm  
21 x E27  
KG 130

WALL BRACKET

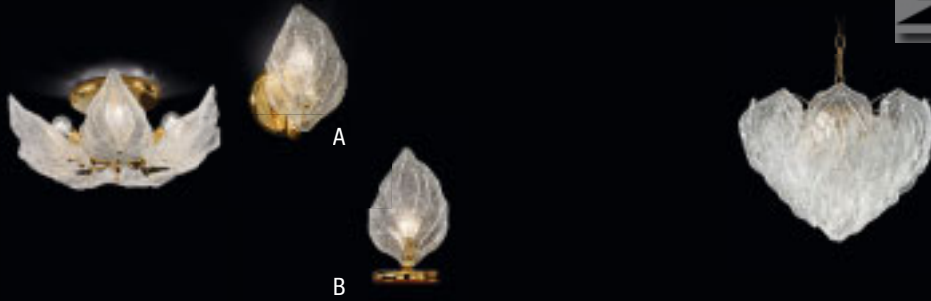
**A\_**  
**6000/A**  
Ø 18 x H 25 cm  
2 x E14  
KG 3

TABLE LAMP

**B\_**  
**6000/L**  
Ø 15 x H 27 cm  
1 x E14  
KG 4

FLOOR LAMP

**6000/T**  
Ø 40 x H 165 cm  
3 x E27  
KG 35



FRAME AVAILABLE: GOLD 24 KT  
CHROME

**CEILING LAMP**  
**12000/3**  
Ø 45 x H 20 cm  
3 x E14  
KG 4

**12000/6**  
Ø 60 x H 20 cm  
6 x E14  
KG 6

**12000/6+3**  
Ø 60 x H 30 cm  
9 x E14  
KG 8

**WALL BRACKET**  
**A\_**  
**12000/A**  
L 15 x H 25 x SP 15 cm  
1 x E14  
KG 2

**12000/A2**  
L 30 x H 25 x SP 15 cm  
2 x E14  
KG 3

**12000/A3**  
L 30 x H 40 x SP 20 cm  
3 x E14  
KG 4

**TABLE LAMP**  
**B\_**  
**12000/L**  
Ø 14 x H 30 cm  
1 x E14  
KG 2

**CHANDELIER**  
**9960/25**  
Ø 25 x H 25 cm  
1 x E27  
KG 7

**9960/45**  
Ø 45 x H 40 cm  
4 x E27  
KG 17

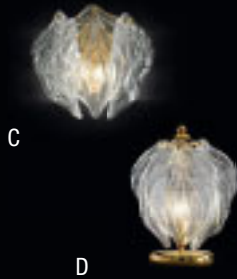
**9960/55**  
Ø 55 x H 43 cm  
5 x E27  
KG 25

**9960/70**  
Ø 70 x H 60 cm  
7 x E27  
KG 30

**9960/85**  
Ø 85 x H 65 cm  
13 x E27  
KG 60

**9960/115**  
Ø 115 x H 80 cm  
21 x E27  
KG 120

**LIGHTSTYLE**



FRAME AVAILABLE: GOLD 24 KT  
CHROME

**WALL BRACKET**  
**C\_**  
**9960/A**  
L 20 x H 25 x SP 15 cm  
2 x E14  
KG 3

**TABLE LAMP**  
**D\_**  
**9960/L**  
Ø 20 x H 28 cm  
1 x E14  
KG 3

**FLOOR LAMP**  
**9960/T**  
Ø 40 x H 165 cm  
3 x E27  
KG 35



FRAME AVAILABLE: GOLD 24 KT  
CHROME

GLASS AVAILABLE:

CLEAR  
AMBER

**CEILING LAMP**  
**10997/70**  
Ø 70 x H 30 cm  
5 x E14  
KG 18

**10997/100**  
Ø 100 x H 45 cm  
12 x E14  
KG 40

**10997/160**  
Ø 160 x H 60 cm  
18 x E14  
KG 130

**WALL BRACKET**  
**A\_**  
**10997/A3**  
Ø 30 x H 35 cm  
2 x E14  
KG 8

**B\_**  
**10997/A5**  
Ø 52 x H 40 cm  
2 x E27  
KG 14



grecia



FRAME AVAILABLE:

GOLD 24 KT  
CHROME

GLASS AVAILABLE:

WHITE GRANIGLIA  
AMBER GRANIGLIA

CEILING LAMP

**13500/70**

Ø 70 x H 30 cm  
5 x E14  
KG 18

**13500/100**

Ø 100 x H 45 cm  
12 x E27  
KG 38

**13500/160**

Ø 160 x H 60 cm  
16 x E27  
KG 130

WALL BRACKET

**13500/A1**

L 13 x H 35 x SP 15 cm  
1 x E14  
KG 2

**13500/A2**

L 27 x H 35 x SP 17 cm  
2 x E14  
KG 4

WALL BRACKET

C\_

**13500/A3**

L 27 x H 40 x SP 17 cm  
2 x E14  
KG 8

D\_

**13500/A5**

L 43 x H 40 x SP 22 cm  
2 x E27  
KG 14

lisa

**LIGHTSTYLE**  
interiors



FRAME AVAILABLE:

GOLD 24 KT  
CHROME

CEILING LAMP

**34000/75**

Ø 75 x H 38 cm  
5 x E27  
KG 20

**34000/95**

Ø 95 x H 40 cm  
12 x E27  
KG 40

**LIGHTSTYLE**

losanghe



FRAME AVAILABLE:

GOLD 24 KT  
CHROME

CEILING LAMP

**9991/45 P**

L 45 x 45 x H 18 cm  
4 x E14  
KG 9

**9991/50 P**

L 50 x 50 x H 26 cm  
4 x E14  
KG 13

**9991/55 P**

L 55 x 55 x H 26 cm  
8 x E14  
KG 18

WALL BRACKET

**9991/A**

L 27 x H 19 x SP 12 cm  
1 x E14  
KG 2

WALL BRACKET

**9991/A2**

L 33 x H 23 x SP 15 cm  
2 x E14  
KG 3

TABLE LAMP

**9991/L**

L 26 x 15 x H 21 cm  
1 x E14  
KG 2



GLASS AVAILABLE:

WHITE  
GRAY  
BLACK  
TRANSPARENT GOLD  
TRANSPARENT SILVER

**CEILING LAMP  
LOTVS/55 P**

Ø 55 x H 30 cm  
3 x E27  
KG 12

**LOTVS/75 P**

Ø 75 x H 10 cm  
6 x E27  
KG 16

**CHANDELIER  
LOTVS/40**

Ø 40 x H 40 cm  
3 x E27  
KG 16

**LOTVS/60**

Ø 60 x H 60 cm  
7 x E27  
KG 28

**LOTVS/80**

Ø 80 x H 80 cm  
12 x E27  
KG 40

**WALL BRACKET  
LOTVS/A 30**

Ø 30 x H 40 cm  
2 x E27  
KG 3

**LOTVS/A 45**

Ø 45 x H 50 cm  
3 x E27  
KG 5

**FLOOR LAMP  
LOTVS/40 T**

Ø 40 x H 40 cm  
3 x E27  
KG 20

**LOTVS/60 T**

Ø 60 x H 60 cm  
7 x E27  
KG 35

**LOTVS/80 T**

Ø 80 x H 80 cm  
12 x E27  
KG 60

**LIGHTSTYLE**

mirò



COLOURS GLASS BORD  
AVAILABLE:

SILVER  
GOLD

**CEILING LAMP  
MIRÒ/30x30**

L 30 x 30 x H 10 cm  
2 x E14  
KG 4

**MIRÒ/52x45**

L 52 x 45 x H 15 cm  
2 x E27  
KG 6

**MIRÒ/67x67**

L 67 x 67 x H 11 cm  
4 x E27  
KG 15

**WALL BRACKET  
MIRÒ/A**

L 52 x H 12 x SP 22 cm  
1 x R7s 78 mm  
KG 4

molle



FRAME AVAILABLE:

GOLD 24 KT  
CHROME

**CHANDELIER  
4000/30**

Ø 30 x H 50 cm  
4 x E14  
KG 10

**4000/40**

Ø 40 x H 50 cm  
4 x E27  
KG 18

**4000/50**

Ø 50 x H 55 cm  
6 x E27  
KG 28

**4000/60**

Ø 60 x H 60 cm  
7 x E27  
KG 30

**4000/75**


Ø 75 x H 80 cm  
10 x E27  
KG 50

**4000/90**

Ø 90 x H 80 cm  
13 x E27  
KG 80



molle



FRAME AVAILABLE:

GOLD 24 KT  
CHROME


**WALL BRACKET  
4000/A**

L 25 x H 25 x SP 16 cm  
2 x E14  
KG 3

**TABLE LAMP  
4000/L**

Ø 18 x H 27 cm  
1 x E14  
KG 4

moon



FRAME AVAILABLE:

GOLD 24 KT  
CHROME

**CEILING LAMP  
MOON/50**

Ø 50 x H 10 cm  
3 x E27  
KG 10

**WALL BRACKET  
MOON/A**

L 40 x SP 20 x H 15 cm  
2 x E14  
KG 5

**MOON/63**

Ø 63 x H 14 cm  
4 x E27  
KG 14

**MOON/75**

Ø 75 x H 16 cm  
6 x E27  
KG 20

**LIGHTSTYLE**

nelly



FRAME AVAILABLE:

GOLD 24 KT  
CHROME

GLASS AVAILABLE:

WHITE GRANIGLIA  
AMBER GRANIGLIA

**CEILING LAMP  
33000/55**

Ø 55 x H 35 cm  
6 x E14  
KG 16

**33000/150**

Ø 150 x H 35 cm  
16 x E27  
KG 90

**33000/65**

Ø 65 x H 40 cm  
8 x E14  
KG 18

**WALL BRACKET  
33000/A**

Ø 25 x H 35 cm  
2 x E14  
KG 4

**33000/95**

Ø 95 x H 55 cm  
9 x E27  
KG 40

oldies  
but goldies



FRAME AVAILABLE:

GOLD 24 KT  
CHROME

**CHANDELIER  
1237/3**

Ø 52 x H 61 cm  
3 x E14  
KG 7

**1237/6**

Ø 60 x H 77 cm  
6 x E14  
KG 10

**1237/5**

Ø 52 x H 61 cm  
5 x E14  
KG 9

**1237/8**

Ø 80 x H 70 cm  
8 x E14  
KG 11

**1237/12**

Ø 90 x H 90 cm  
12 x E14  
KG 14

oldies  
but goldies



FRAME AVAILABLE:

GOLD 24 KT  
CHROME

**CHANDELIER**

**1237/8+4**

Ø 70 x H 100 cm  
12 x E14  
KG 14

**1237/12+6**

Ø 96 x H 100 cm  
18 x E14  
KG 18

**1237/12+6+3**

Ø 96 x H 133 cm  
21 x E14  
KG 23

**WALL BRACKET**

**1237/A**

L 15 x H 22 x SP 25 cm  
1 x E14  
KG 2

**1237/A2**

L 30 x H 25 x SP 25 cm  
2 x E14  
KG 2

**1237/A3**

L 40 x H 25 x SP 30 cm  
3 x E14  
KG 3

**WALL BRACKET**

**1237/A3+2**

L 45 x H 35 x SP 35 cm  
5 x E14  
KG 4

**TABLE LAMP**

**1237/4LT**

Ø 50 x H 60 cm  
4 x E14  
KG 6

**CANDELABRUM**

**1237/L**


Ø 15 x H 45 cm  
CANDEL  
KG 3

**1237/4 CAND**

Ø 50 x H 60 cm  
CANDELS  
KG 5

**LIGHTSTYLE**

pigna



FRAME AVAILABLE:

GOLD 24 KT  
CHROME

**CEILING LAMP/  
CHANDELIER**

**8928/25 TR**

Ø 25 x H 38 cm  
3 x E14  
KG 16

**8928/35 TR**

Ø 35 x H 42 cm  
3 x E27  
KG 21

**8928/45 TR**

Ø 45 x H 48 cm  
4 x E27  
KG 34

**8928/60 TR**

Ø 60 x H 50 cm  
6 x E27  
KG 40

**8928/75 TR**

Ø 75 x H 53 cm  
9 x E27  
KG 60

**8928/90 TR**

Ø 90 x H 55 cm  
12 x E27  
KG 85

**8928/100 TR**

Ø 100 x H 60 cm  
12 x E27  
KG 100

**8928/120 TR**

Ø 120 x H 65 cm  
23 x E27  
KG 120

**8928/130 TR**

Ø 130 x H 70 cm  
23 x E27  
KG 130

**8928/150 TR**

Ø 150 x H 100 cm  
28 x E27  
KG 160

**8928/190 TR**

Ø 190 x H 100 cm  
30 x E27  
KG 200

**CEILING LAMP/  
CHANDELIER**

**8928/25 SQ**

Ø 25 x H 38 cm  
3 x E14  
KG 16

**8928/35 SQ**

Ø 35 x H 42 cm  
3 x E27  
KG 21

**8928/45 SQ**

Ø 45 x H 48 cm  
4 x E27  
KG 34

**8928/60 SQ**

Ø 60 x H 50 cm  
6 x E27  
KG 40

**8928/75 SQ**

Ø 75 x H 53 cm  
9 x E27  
KG 60

**8928/90 SQ**

Ø 90 x H 55 cm  
12 x E27  
KG 85

pigna



FRAME AVAILABLE:

GOLD 24 KT  
CHROME

**8928/100 SQ**

Ø 100 x H 60 cm  
12 x E27  
KG 100

**8928/120 SQ**

Ø 120 x H 65 cm  
23 x E27  
KG 120

**8928/130 SQ**

Ø 130 x H 70 cm  
23 x E27  
KG 130

**8928/150 SQ**

Ø 150 x H 100 cm  
28 x E27  
KG 160

**8928/190 SQ**

Ø 190 x H 100 cm  
30 x E27  
KG 200

pini



FRAME AVAILABLE:

GOLD 24 KT  
CHROME

CHANDELIER

**5000/30**  
Ø 30 x H 50 cm  
4 x E14  
KG 12

**5000/40**

Ø 40 x H 50 cm  
4 x E27  
KG 20

**5000/50**

Ø 50 x H 55 cm  
6 x E27  
KG 30

CHANDELIER

**5000/60**  
Ø 60 x H 60 cm  
7 x E27  
KG 40

**5000/75**

Ø 75 x H 80 cm  
10 x E27  
KG 70

**5000/90**

Ø 90 x H 80 cm  
13 x E27  
KG 80

pini



FRAME AVAILABLE:

GOLD 24 KT  
CHROME

WALL BRACKET

**5000/A**  
Ø 25 x H 25 cm  
2 x E14  
KG 3

TABLE LAMP

**5000/L**  
Ø 18 x H 25 cm  
1 x E14  
KG 4

pioggia



FRAME AVAILABLE:

GOLD 24 KT  
CHROME

CHANDELIER

**10005/35 SQ**  
Ø 35 x H 40 cm  
6 x E14  
KG 12

**10005/45 SQ**

Ø 45 x H 45 cm  
6 x E27  
KG 25

**10005/55 SQ**

Ø 55 x H 50 cm  
6 x E14  
KG 30



punta



quadrus



FRAME AVAILABLE:

GOLD 24 KT  
CHROME

GLASS AVAILABLE:

CLEAR  
GOLD  
SILVER  
COPPER

CEILING LAMP  
**10100/40 SQP**  
Ø 40 x H 33 cm  
3 x E14  
KG 13

CHANDELIER  
**10100/35 SQ**  
Ø 35 x H 30 cm  
3 x E14  
KG 12

CEILING LAMP  
**QUADRUS/60x60**  
L 60 x 60 x H 55 cm  
6 x G9  
KG 20

CEILING LAMP  
**QUADRUS/95**  
Ø 95 x H 45 cm  
6 x G9  
KG 30

**10100/50 SQP**  
Ø 50 x H 36 cm  
6 x E14  
KG 26

**10100/45 SQ**  
Ø 45 x H 33 cm  
6 x E14  
KG 25

**QUADRUS/90x90**  
L 90 x 90 x H 55 cm  
9 x G9  
KG 25

**QUADRUS/125**  
Ø 125 x H 95 cm  
8 x G9  
KG 50

**10100/60 SQP**  
Ø 60 x H 43 cm  
6 x E14  
KG 30

**10100/60 SQ**  
Ø 60 x H 40 cm  
6 x E14  
KG 30

**QUADRUS/155**  
Ø 155 x H 110 cm  
12 x G9  
KG 80

LIGHTSTYLE

quadrus

rondini



GLASS AVAILABLE:

CLEAR  
GOLD  
SILVER  
COPPER

FRAME AVAILABLE:

GOLD 24 KT  
CHROME

WALL BRACKET  
**QUADRUS/A**  
L 60 x H 35 x SP 20 cm  
3 x G9  
KG 6

FLOOR LAMP  
**QUADRUS/T**  
Ø 30 x H 175 cm  
4 x G9  
KG 30

CHANDELIER  
**3000/30**  
Ø 30 x H 25 cm  
1 x E27  
KG 8

**3000/45**  
Ø 45 x H 40 cm  
4 x E27  
KG 21

**3000/60**  
Ø 60 x H 45 cm  
5 x E27  
KG 30

**3000/75**  
Ø 75 x H 60 cm  
7 x E27  
KG 35

**3000/90**  
Ø 90 x H 70 cm  
13 x E27  
KG 70

**3000/120**  
Ø 120 x H 80 cm  
21 x E27  
KG 110

WALL BRACKET  
**3000/A**  
Ø 25 x H 25 cm  
2 x E14  
KG 3

rondini



shine



**LIGHTSTYLE**  
interiors

FRAME AVAILABLE:

GOLD 24 KT  
CHROME

FRAME AVAILABLE:

GOLD 24 KT  
CHROME

TABLE LAMP  
**3000/L**  
Ø 20 x H 25 cm  
1 x E14  
KG 4

FLOOR LAMP  
**3000/T**  
Ø 45 x H 165 cm  
3 x E27  
KG 30

CEILING LAMP  
**CIL/YN**  
L 120 x 15 x H 100 cm  
6 x G9  
KG 24

CEILING LAMP  
**CIL/ESSE**  
L 100 x 12 x H 40 cm  
5 x G9  
KG 17

CEILING LAMP  
**CIL/SPIRAL 30**  
Ø 30 x H 65 cm  
5 x G9  
KG 10

**CIL/SPIRAL 40**  
Ø 40 x H 100 cm  
8 x G9  
KG 17

**CIL/SPIRAL 55**  
Ø 55 x H 145 cm  
13 x G9  
KG 30

**LIGHTSTYLE**

shine



soap



FRAME AVAILABLE:

GOLD 24 KT  
CHROME

FRAME AVAILABLE:

GOLD 24 KT  
CHROME

CEILING LAMP  
**CIL/30**  
Ø 30 x H 100 cm  
4 x G9  
KG 15

**CIL/40**  
Ø 40 x H 100 cm  
6 x G9  
KG 20

CEILING LAMP  
**CIL/50**  
Ø 50 x H 100 cm  
6 x G9  
KG 25

**CIL/60**  
Ø 60 x H 100 cm  
6 x G9  
KG 35

WALL BRACKET  
**CIL/AYN**  
L 60 x H 40 x SP 15 cm  
3 x G9  
KG 6

**CIL/A 30**  
Ø 30 x H 40 cm  
2 x G9  
KG 4

**CIL/A 40**  
Ø 40 x H 50 cm  
3 x G9  
KG 7

CEILING LAMP  
**SOAP/Q**  
L 100 x 100 x H 90 cm  
4 x G9  
KG 15

**SOAP/R**  
Ø 95 x H 90 cm  
4 x G9  
KG 15



FRAME AVAILABLE:

GOLD 24 KT  
CHROME

**CHANDELIER**  
**8940/75 SQ**

Ø 30 x H 75 cm  
5 x E14  
KG 20

**8940/100 SQ**

Ø 40 x H 100 cm  
8 x E14  
KG 28

**8940/150 SQ**

Ø 55 x H 150 cm  
12 x E27 + 1 x E14  
KG 70

**8940/200 SQ**

Ø 65 x H 200 cm  
30 x E27 + 1 x E14  
KG 90

**8940/250 SQ**

Ø 80 x H 250 cm  
30 x E27 + 1 x E14  
KG 200

**8940/360 SQ**

Ø 110 x H 360 cm  
45 x E27 + 1 x E14  
KG 380

**8940/570 SQ**

Ø 180 x H 570 cm  
88 x E27 + 1 x E14  
KG 1.050

**CHANDELIER**  
**8940/75 TR**

Ø 30 x H 75 cm  
5 x E14  
KG 20

**8940/100 TR**

Ø 40 x H 100 cm  
8 x E14  
KG 28

**8940/150 TR**

Ø 55 x H 150 cm  
12 x E27 + 1 x E14  
KG 70

**8940/200 TR**

Ø 65 x H 200 cm  
30 x E27 + 1 x E14  
KG 90

**8940/250 TR**

Ø 80 x H 250 cm  
30 x E27 + 1 x E14  
KG 200

**8940/360 TR**

Ø 110 x H 360 cm  
45 x E27 + 1 x E14  
KG 380

**8940/570 TR**

Ø 180 x H 570 cm  
88 x E27 + 1 x E14  
KG 1.050

tartaruga



FRAME AVAILABLE:

GOLD 24 KT  
CHROME

**CHANDELIER**  
**37000/60**

Ø 60 x H 30 cm  
6 x E14  
KG 15

**37000/80**

Ø 80 x H 30 cm  
9 x E27  
KG 25

**WALL BRACKET**  
**37000/A**

Ø 25 x H 35 cm  
2 x E14  
KG 3

tronchi



FRAME AVAILABLE:

GOLD 24 KT  
CHROME

**CHANDELIER**  
**2500/35**

Ø 35 x H 35 cm  
4 x E27  
KG 15

**2500/45**

Ø 45 x H 45 cm  
4 x E27  
KG 18

**2500/50**

Ø 50 x H 45 cm  
5 x E27  
KG 24

**2500/60**

Ø 60 x H 50 cm  
7 x E27  
KG 35

**2500/75**

Ø 75 x H 60 cm  
10 x E27  
KG 50

**2500/90**

Ø 90 x H 70 cm  
13 x E27  
KG 60



tronchi



FRAME AVAILABLE:

GOLD 24 KT  
CHROME

**WALL BRACKET  
2500/A**

L 30 x H 25 x SP 15 cm  
2 x E14  
KG 4

tulipani



FRAME AVAILABLE:

GOLD 24 KT  
CHROME

GLASS AVAILABLE:

WHITE  
PINK

**CHANDELIER  
2000/30**

Ø 30 x H 35 cm  
1 x E27  
KG 8

**2000/45**

Ø 45 x H 50 cm  
4 x E27  
KG 20

**2000/60**

Ø 60 x H 55 cm  
5 x E27  
KG 30

**2000/75**

Ø 75 x H 60 cm  
7 x E27  
KG 50

**2000/90**

Ø 90 x H 70 cm  
13 x E27  
KG 66

**2000/120**

Ø 120 x H 80 cm  
21 x E27  
KG 130

**WALL BRACKET  
2000/A**

Ø 25 x H 30 cm  
2 x E14  
KG 3



LIGHTSTYLE

tulipani



FRAME AVAILABLE:

GOLD 24 KT  
CHROME

GLASS AVAILABLE:

WHITE  
PINK

**TABLE LAMP  
2000/L**

Ø 20 x H 32 cm  
1 x E14  
KG 4

**FLOOR LAMP  
2000/T**

Ø 45 x H 165 cm  
3 x E27  
KG 30

u.f.o.



FRAME AVAILABLE:

CHROME

**CEILING LAMP  
U.F.O./80x80 P**

L 80 x 80 x H 40 cm  
8 x G9  
KG 14

**U.F.O./100x100 P**

L 100 x 100 x H 50 cm  
12 x G9  
KG 20

**CEILING LAMP  
U.F.O./40 P**

Ø 40 x H 30 cm  
3 x G9  
KG 8

**U.F.O./60 P**

Ø 60 x H 30 cm  
4 x G9  
KG 10

**U.F.O./80 P**

Ø 80 x H 40 cm  
8 x G9  
KG 14

**CHANDELIER  
U.F.O./80**


Ø 80 x H 50 cm  
6 x G9  
KG 14

**U.F.O./100**

Ø 100 x H 60 cm  
8 x G9  
KG 20

**U.F.O./120**

Ø 120 x H 65 cm  
12 x G9  
KG 24



FRAME AVAILABLE:

GOLD 24 KT  
CHROME

CEILING LAMP

**9947/SQ**  
Ø 22 x H 25 cm  
1 x E27  
KG 4

WALL BRACKET

**8946/40 SQ**  
Ø 40 x H 70 cm  
4 x E27  
KG 18

**8946/SQ**  
Ø 30 x H 60 cm  
3 x E14  
KG 11

WALL BRACKET

**A\_**  
**8930/S SQ**  
Ø 20 x H 20 cm  
2 x E14  
KG 4

**B\_**  
**8930/SQ**  
Ø 20 x H 35 cm  
2 x E14  
KG 6

WALL BRACKET

**C\_**  
**8933/A1 SQ**  
Ø 20 x H 20 cm  
2 x E14  
KG 4

**D\_**  
**8934/SQ**  
Ø 40 x H 40 cm  
3 x E14  
KG 7

TABLE LAMP

**E\_**  
**8928/LSQ**  
Ø 18 x H 18 cm  
1 x E14  
KG 4

TABLE LAMP  
**8928/LTR**  
Ø 18 x H 18 cm  
1 x E14  
KG 4



