



**TECO**<sup>®</sup>

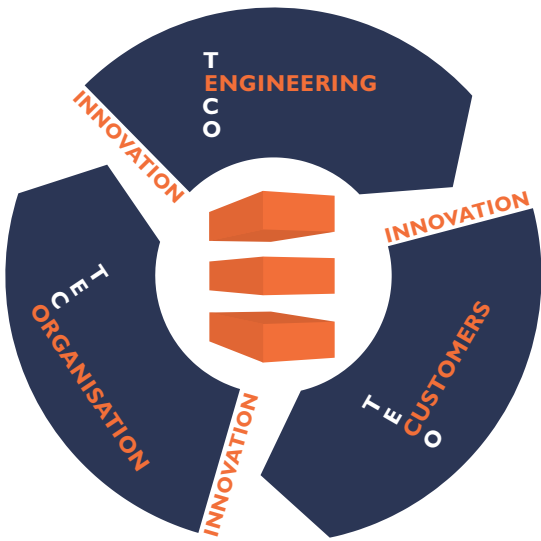
**BUILDING PRODUCTS**

PRODUCT CATALOGUE



Our core value, **INNOVATION**, represents who we are as a business and spreads across three key areas: **ENGINEERING, CUSTOMERS AND ORGANISATION.**

But what does all this mean?



**TECO** – We're a family friendly run business that have been manufacturing builders' metalwork in the UK for almost 40 years. We're proud that we remain fully committed to being a British Manufacturer and continually strive for ongoing innovation across our three key areas.

**Engineering** – We consistently manufacture high quality products which are sustainable, economical, designed for use and engineered for strength.

**Customers** – We take great pride in delivering exceptional customer service to ensure you are enthusiastically satisfied.

**Organisation** – It's important for us to have a great working environment where we value respect, integrity, personal excellence and continuous self-improvement as it enhances our engineering ability and great customer service.

### Contacts

Tel: 01273 423 983  
Email: sales@tecoproducts.co.uk  
Web: www.tecoproducts.co.uk  
Address: TECO Building Products, Wellington Road, Portslade, East Sussex, BN41 1DN

### Opening times













Our offices are open:  
Monday to Thursday 7:00am – 5:00pm  
Friday 7:00am – 4:30pm

### Where to find us

Our manufacturing plant is on the South Coast in Brighton.  
For a map of our location, visit the contact page on our website [www.tecoproducts.co.uk](http://www.tecoproducts.co.uk)

### Accreditations



JOIST HANGERS	03	
TRUSS CLIPS & GIRDER HANGERS	12	
RESTRAINT STRAPS, WATERBAR & BANDING	13	
TIMBER CONNECTORS	15	
BRACKETS & PLATES	17	
FRAME CRAMPS & FRAME TIES	20	
BEAD & MESH	21	
WALLSTARTERS & TIES	27	
FENCING	31	
FIXINGS	33	
MISCELLANEOUS	42	
PRODUCT INDEX	44	

# TECO Mini Joist Hangers

## MMINI & MINI


Timber to timber Mini Joist Hangers suitable for light duty applications such as trimmers, ceiling joists and decking.

### Mini Mini & Woody Mini

- Tag on the base of the hanger helps avoid rotation and aids fast, accurate location. The tag can easily be bent if not required
- Joist bearing 50mm
- Two depths available

### SPECIFICATION

- Pre galvanised steel EN 10346 DX51D Z275
- Grade 1.4301 austenitic stainless steel to EN 10088-2 (available on selected products — please see table)
- 1mm thick



MMINI

MINI

### INSTALLATION

- All holes should be nailed using 30 x 3.75 square twist nails or equivalent
- For stainless steel products use 30 x 3.75 stainless steel annular ring shank nails

Code	Product Dimensions (mm)		Joist size (mm)	Number of Nails (30 x 3.75)	Box Qty.	Characteristic Value (kN) for Eurocode 5	Safe Working Load for BS5268 (kN)		
	Width	Height					Short Term	Medium Term	Long Term
Pre Galvanised Steel - 1mm						Square Twist			
<b>MINI MINI</b>									
MMINI38	38	72	38 x 75 to 100	14	150	8.34	4.17	3.97	3.47
MMINI44	44	68	44 x 75 to 100	14	150	8.34	4.17	3.97	3.47
MMINI47	47	67	47 x 75 to 100	14	150	8.34	4.17	3.97	3.47
MMINI50	50	65	50 x 75 to 100	14	150	8.34	4.17	3.97	3.47
<b>WOODY MINI</b>									
MINI38	38	100	38 x 100 to 150	20	150	9.5	4.75	4.53	3.96
MINI44	44	97	44 x 100 to 150	20	150	9.5	4.75	4.53	3.96
MINI47	47	96	47 x 100 to 150	20	150	9.5	4.75	4.53	3.96
MINI50	50	94	50 x 100 to 150	20	150	9.5	4.75	4.53	3.96
Stainless Steel - 1mm						Annular Ring			
MINISS44	44	97	44 x 100 up to 150	20	-	9.5	4.75	4.53	3.96
MINISS47	47	96	47 x 100 up to 150	20	-	9.5	4.75	4.53	3.96

## TECO Picking the correct Joist Hanger

When selecting the correct Joist Hanger for the application, consideration must be given to the Building Regulations, engineers' drawings and the safe working load capacities required.

	Product Use	Hanger	Product Code	Page number in Catalogue
Timber to Timber	Decking / Trimming	Mini Joist Hangers	MMINI	3
			MINI	3
	Floor Joists and Trimmers	Standard Timber to Timber Joist Hangers	WNT	4
			STD	4
			I Joist Hangers	TIJ
	Loft Conversions	Long Leg Joist Hangers	LL	5
	Face Fixing	Multi Functional Face Fix Hangers	HWT	11
			MFT	10
	Supporting Truss Rafters	Girder Truss Shoes	GTS	12
	Masonry	Building In	Masonry Hangers	FHM & WM



# TECO Timber to Timber Joist Hangers

STD, WNT, SHORTLEG & MSL

Timber to Timber Joist Hangers to support floor joists and trimmers of varying depths.

## Woody No Tag WNT

- Designed to allow easy fixing of plasterboard
- Superior design allows for the use of fewer nails for faster installation

## SPECIFICATION

- Pre galvanised steel EN 10346 DX51D Z275
- Tested by Lucideon Ltd

## Woody Standard STD

- Increased leg lengths, all widths can take up to 225mm deep joist
- Available up to 150mm wide
- Tag on the base of the hanger to help avoid rotation and aid fast, accurate location. The tag can be bent if not required

## SPECIFICATION

- Pre galvanised steel EN 10346 DX51D Z275
- Also available in grade 1.4301 austenitic stainless steel to EN 10088-2
- Tested by Lucideon Ltd

## Shortleg & Mini Short Leg SHORTLEG & MSL

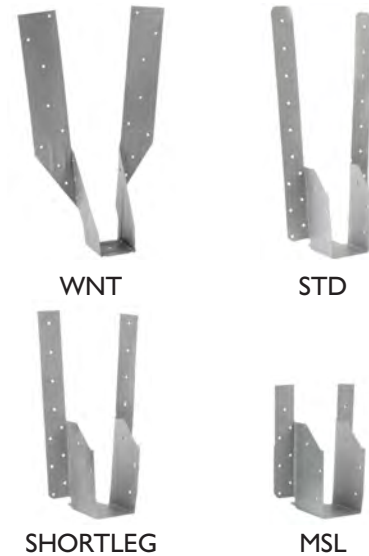
- Tag on the base of the hanger to help avoid rotation and aid fast, accurate location. The tag can be bent if not required

## SPECIFICATION

- Pre galvanised steel EN 10346 DX51D Z275

## INSTALLATION

- All holes should be nailed using 30 x 3.75 square twist nails or equivalent, for stainless steel products use 30 x 3.75 stainless steel annular ring shank nails
- Always ensure that compatible corrosion resistant fixings are used, i.e. do not use galvanised fixings with stainless steel products or vice versa



Code	Product Dimensions (mm)			Joist size	Number of Nails (30 x 3.75)	Box Qty.	Characteristic Value (kN) for Eurocode 5	Safe Working Load BS5268 (kN)		
	Width	Leg	Joist Bearing					Short Term	Medium Term	Long Term
Pre Galvanised Steel - 1mm							Square Twist			
<b>WOODY NO TAG</b>										
WNT38	38	309	60	38 x 125 to 220	23	100	14.41	7.21	6.86	6.0
WNT44	44	306	60	44 x 125 to 220	23	100	14.41	7.21	6.86	6.0
WNT47	47	305	60	47 x 125 to 220	23	100	14.41	7.21	6.86	6.0
WNT50	50	303	60	50 x 125 to 220	23	100	14.41	7.21	6.86	6.0
WNT63	63	297	60	63 x 125 to 220	23	100	14.41	7.21	6.86	6.0
WNT75	75	291	60	75 x 125 to 220	23	100	14.41	7.21	6.86	6.0
WNT90	90	283	60	90 x 125 to 220	23	100	14.41	7.21	6.86	6.0
WNT100	100	278	60	100 x 125 to 220	23	100	14.41	7.21	6.86	6.0
<b>WOODY STANDARD</b>										
STD38	38	285	50	38 x 100 to 225	32	100	15.44	7.72	7.35	6.43
STD44	44	282	50	44 x 100 to 225	32	100	15.44	7.72	7.35	6.43
STD47	47	277	50	47 x 100 to 225	32	100	15.44	7.72	7.35	6.43
STD50	50	275	50	50 x 100 to 225	32	100	15.44	7.72	7.35	6.43
STD63	63	300	50	63 x 100 to 225	32	50	15.44	7.72	7.35	6.43
STD76	76	300	50	76 x 100 to 225	32	50	15.44	7.72	7.35	6.43
STD90	90	300	50	90 x 100 to 225	32	50	15.44	7.72	7.35	6.43
STD100	100	300	50	100 x 100 to 225	32	50	15.44	7.72	7.35	6.43
STD125	125	300	50	125 x 100 to 225	32	50	15.44	7.72	7.35	6.43
STD132	132	300	50	132 x 100 to 225	32	50	15.44	7.72	7.35	6.43
STD150	150	300	50	150 x 100 to 225	32	50	15.44	7.72	7.35	6.43
<b>SHORTLEG &amp; MINI SHORTLEG</b>										
MSL38	38	140	50	38 x 100 to 125	22	100	9.5	4.75	4.53	3.96
MSL50	50	135	50	50 x 100 to 125	22	100	9.5	4.75	4.53	3.96
SHORTLEG38	38	216	50	38 x 100 to 175	28	100	9.5	4.75	4.53	3.96
SHORTLEG47	47	210	50	47 x 100 to 175	28	100	9.5	4.75	4.53	3.96
SHORTLEG50	50	210	50	50 x 100 to 175	28	100	9.5	4.75	4.53	3.96
Stainless Steel - 1mm							Annular Ring			
<b>WOODY STANDARD</b>										
STDSS38	38	285	50	38 x 100 to 225	32	-	15.44	7.72	7.35	6.43
STDSS44	44	282	50	44 x 100 to 225	32	-	15.44	7.72	7.35	6.43
STDSS50	50	275	50	50 x 100 to 225	32	-	15.44	7.72	7.35	6.43
STDSS63	63	300	50	63 x 100 to 225	32	-	15.44	7.72	7.35	6.43
STDSS76	76	300	50	76 x 100 to 225	32	-	15.44	7.72	7.35	6.43
STDSS90	90	300	50	90 x 100 to 225	32	-	15.44	7.72	7.35	6.43
STDSS100	100	300	50	100 x 100 to 225	32	-	15.44	7.72	7.35	6.43
STDSS125	125	300	50	125 x 100 to 225	32	-	15.44	7.72	7.35	6.43
STDSS150	150	300	50	150 x 100 to 225	32	-	15.44	7.72	7.35	6.43

# TECO Long Leg Joist Hangers

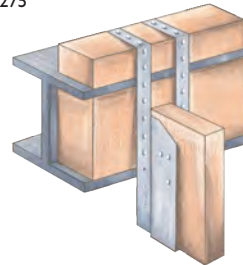
LL

Timber to timber Long Leg Joist Hangers; designed for use in loft conversions where the hanger extends below the support.

- The superior design does not require wide straps, making them easier to install on site
- Loads below are from tests where the Long Leg is hung 100mm below the support with all available holes nailed
- Far greater load carrying capabilities than other leading brands
- 450mm and 600mm legs available

**SPECIFICATION**

- Pre galvanised steel EN 10346 DX51D Z275
- Grade 1.4301 austenitic stainless steel to EN 10088-2 (available on selected products - please see table)
- 1.4mm thick (Galvanised) & 1mm thick (Stainless Steel)
- Tested by Lucideon Ltd



LL450

LL600

**INSTALLATION**

- All holes should be nailed using 30 x 3.75 square twist nails or equivalent, for stainless steel products use 30 x 3.75 stainless steel annular ring shank nails
- Always ensure that compatible corrosion resistant fixings are used, i.e. do not use galvanised fixings with stainless steel products or vice versa

Code	Product Dimensions (mm)			Joist size (mm)	Box Qty.	Characteristic Value (kN) for Eurocode 5	Safe Working Load for BSS268 (kN)		
	Width	Leg	Joist Bearing				Short Term	Medium Term	Long Term
<b>Pre Galvanised Steel - 1.4mm</b>									
LL38X450	38	450	50	38 x 175 to 250	25	28.04	14.02	13.35	11.68
LL38X600	38	600	50	38 x 210 to 300	25	28.04	14.02	13.35	11.68
LL44X450	44	453	50	44 x 150 to 250	25	28.04	14.02	13.35	11.68
LL44X600	44	600	50	44 x 200 to 300	25	28.04	14.02	13.35	11.68
LL47X450	47	445	50	47 x 150 to 250	25	28.04	14.02	13.35	11.68
LL47X600	47	600	50	47 x 200 to 300	25	28.04	14.02	13.35	11.68
LL50X450	50	445	50	50 x 150 to 250	25	28.04	14.02	13.35	11.68
LL50X600	50	600	50	50 x 200 to 300	25	28.04	14.02	13.35	11.68
LL63X450	63	440	50	63 x 175 to 250	25	28.04	14.02	13.35	11.68
LL63X600	63	600	50	63 x 220 to 300	25	28.04	14.02	13.35	11.68
LL76X450	76	435	50	76 x 175 to 250	25	28.04	14.02	13.35	11.68
LL76X600	76	600	50	76 x 220 to 300	25	28.04	14.02	13.35	11.68
LL90X450	90	425	50	90 x 150 to 250	25	28.04	14.02	13.35	11.68
LL90X600	90	600	50	90 x 200 to 300	25	28.04	14.02	13.35	11.68
LL100X450	100	420	50	100 x 150 to 250	25	28.04	14.02	13.35	11.68
LL100X600	100	600	50	100 x 200 to 300	25	28.04	14.02	13.35	11.68
LL125X450	125	450	50	125 x 175 to 250	15	28.04	14.02	13.35	11.68
LL125X600	125	600	50	125 x 220 to 300	25	28.04	14.02	13.35	11.68
LL132X450	132	450	50	132 x 175 to 250	15	28.04	14.02	13.35	11.68
LL150X450	150	450	50	150 x 175 to 250	15	28.04	14.02	13.35	11.68
LL150X600	150	600	50	150 x 220 to 300	25	28.04	14.02	13.35	11.68
<b>Stainless Steel - 1mm</b>									
LLSS38X450	38	450	50	38 x 175 to 250		-	-	-	-
LLSS38X600	38	600	50	38 x 210 to 300		-	-	-	-
LLSS44X450	44	453	50	44 x 150 to 250		-	-	-	-
LLSS44X600	44	600	50	44 x 200 to 300		-	-	-	-
LLSS47X450	47	445	50	47 x 150 to 250		-	-	-	-
LLSS47X600	47	600	50	47 x 200 to 300		-	-	-	-
LLSS63X450	63	440	50	63 x 175 to 250		-	-	-	-
LLSS63X600	63	600	50	63 x 220 to 300		-	-	-	-
LLSS76X450	76	435	50	76 x 175 to 250		-	-	-	-
LLSS76X600	76	600	50	76 x 220 to 300		-	-	-	-
LLSS90X450	90	425	50	90 x 150 to 250		-	-	-	-
LLSS90X600	90	600	50	90 x 200 to 300		-	-	-	-
LLSS100X450	100	420	50	100 x 150 to 250		-	-	-	-
LLSS100X600	100	600	50	100 x 200 to 300		-	-	-	-
LLSS125X450	125	450	50	125 x 175 to 250		-	-	-	-
LLSS125X600	125	600	50	125 x 220 to 300		-	-	-	-
LLSS150X450	150	450	50	150 x 175 to 250		-	-	-	-
LLSS150X600	150	600	50	150 x 220 to 300		-	-	-	-

## TECO I Joist Hangers

### TIJ

An innovative backer free Joist Hanger that incorporates a number of unique design features. The TECO TIJ range of timber to timber hangers suit solid engineered wood products as well as I-Joists, and are engineered to combine maximum load carrying capacity, at minimum cost. Protected by Patent Pending and design registration, this unique new product is independently tested in accordance with ETAG 015 and has load capacities which are independently qualified.

The TIJ I Joist Hanger is available in 2 different types:


#### Face fix version TIJ-F

#### Top fix version TIJ-T

- Qualified for use with various nail types
- Requires less nails
- Face fix or top fix design
- Enhanced load carrying option
- Can be used on solid EWP or I-Joists

#### SPECIFICATION

- Pre galvanised mild steel EN 10346 DX51D Z275
- 0.7mm thick



#### INSTALLATION

- All standard round holes should be filled with either 40 x 2.65 or 40 x 2.8 or 35 x 3.4 ring shank nails or 30 x 3.75 square twist nails
- Fill diamond shaped holes for enhanced installation to I-Joist with backer blocks or solid LVL or Glulam headers

#### TIJ-F Face Fix Load Capacities

Connection Type				Hanger Spec				Backerless Mode				Enhanced Nailing			
Joist Material	Header Material	Width Range (mm)	Depth Range (mm)	Nail Quantities		Uplift (4 nails)		Down Load TIJ-F		Nail Quantities		Uplift (10 nails)		Down Load TIJ-F	
				Top	Face	BS (Short term)	EC5 (f <sub>k</sub> )	BS (long term)	EC5 (f <sub>t</sub> )	Top	Face	BS (Short term)	EC5 (f <sub>k</sub> )	BS (long term)	EC5 (f <sub>t</sub> )
LVL or timber flange I-joist or solid EWP		38, 45, 50, 60, 63, 74, 90, 100	240 - 245	0	8	2.0kN	4.4kN	3.5kN	8.42kN	0	14	5.0kN	11.0kN	7.0kN	16.86kN

#### NOTES

Hanger capacities apply equally to both timber or LVL flanged I-Joists and pertain to any of the following fixing nail specifications: 40 x 2.65 or 40 x 2.8 or 35 x 3.4 ring shank nails or 30 x 3.75 square twist nails.

#### TIJ-T Top Fix Load Capacities

Connection Type				Hanger Spec				Backerless Mode				Enhanced Nailing			
Joist Material	Header Material	Width Range (mm)	Depth Range (mm)	Nail Quantities		Uplift (4 nails)		Down Load TIJ-F		Nail Quantities		Uplift (10 nails)		Down Load TIJ-F	
				Top	Face	BS (Short term)	EC5 (f <sub>k</sub> )	BS (long term)	EC5 (f <sub>t</sub> )	Top	Face	BS (Short term)	EC5 (f <sub>k</sub> )	BS (long term)	EC5 (f <sub>t</sub> )
LVL or timber flange I-joist or solid EWP		38, 45, 50, 60, 63, 74, 90, 100	240 - 245	2	6	2.0kN	4.4kN	4.3kN	10.41kN	2	12	5.0kN	11.0kN	8.6kN	20.66kN

#### NOTES

Hanger capacities apply equally to both timber or LVL flanged I-Joists and pertain to any of the following fixing nail specifications: 40 x 2.65 or 40 x 2.8 or 35 x 3.4 ring shank nails or 30 x 3.75 square twist nails.

# TECO Masonry Hangers

## FHM & WM

The FHM Single Piece Joist Hanger and the WM Welded Masonry Joist Hanger are designed to support timber joists built in to brick or block walls with a minimum crushing strength of 3.5N/mm<sup>2</sup>. They are also suitable for many timber to timber applications by fixing the masonry flange securely to the timber or to steel beams using appropriate fixings.

### Single Piece Masonry Hanger FHM

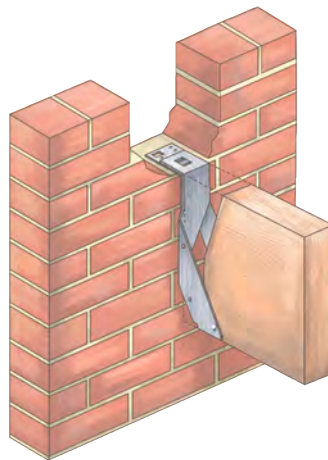
- Straight top flange
- Can easily be transformed into a hook over joist hanger using the unique FHM Lock Plates; no special tools or rivets are required. Just insert Lock Plate at 90°, rotate and tap into place
- No welds
- FHM Hangers 150mm and above are manufactured 10mm less to allow for notching out regularised timber

### Welded Masonry Hanger WM

- Flexibility of design means as well as the standard sizes shown, the WM can be manufactured in any size to order

### SPECIFICATION

- Galvanised steel to EN 10346 DX51D Z600
- Grade 1.4301 austenitic stainless steel to EN 10088-2 (available on selected products - please see table)
- Manufactured to EN 845-1:2013
- 2.4mm thick
- Tested by Lucideon Ltd



FHM



WM

### INSTALLATION

- Always ensure that compatible corrosion resistant fixings are used, i.e. do not use galvanised fixings with stainless steel products or vice versa
- The back plate of the hanger should lie flat against the vertical masonry support
- Masonry flange should have a minimum of 3 courses (675mm masonry) above
- Both supporting and above masonry should be allowed to mature before any load is applied
- Joist should be square cut and sit tight to the back of the hanger - maximum gap permitted is 6mm
- Nail the side flanges with 30 x 3.75 galvanised square twist nails or equivalent. Stainless steel hangers should be nailed using 30 x 3.75 annular ring shank nails
- To provide lateral restraint HD straps should be used
- The masonry flange should always be securely fixed or adequately embedded and should never be placed in dry slots
- Use appropriate fixings
- Use correct strength mortar as per British Standard

Code	Product Dimensions (mm)		Box Qty.	Characteristic Value (kN) for Eurocode 6	Safe Working Load for BS5628 (kN)
	Width	Leg			
Pre Galvanised Steel - 2.4mm					
SINGLE PIECE MASONRY HANGER					
FHM47/100	47	100	30	9.7	5.4
FHM47/125	47	125	30	9.7	5.4
FHM47/150	47	140	20	9.7	5.4
FHM47/175	47	165	20	9.7	5.4
FHM47/200	47	190	20	9.7	5.4
FHM47/225	47	215	20	9.7	5.4
FHM50/100	50	100	30	9.7	5.4
FHM50/125	50	125	30	9.7	5.4
FHM50/150	50	140	20	9.7	5.4
FHM50/175	50	165	20	9.7	5.4
FHM50/200	50	190	20	9.7	5.4
FHM50/225	50	215	20	9.7	5.4
Lock Plates					
SINGLE PIECE MASONRY HANGER LOCK PLATE RETURN					
FHMR100	100mm				
FHMR115	115mm				
FHMR140	140mm				
FHMR150	150mm				
FHMR215	215mm				



LOCK PLATE



Code	Product Dimensions (mm)		Box Qty.	Characteristic Value (kN) for Eurocode 6	Safe Working Load for BS5628 (kN)
	Width	Height			
<b>Pre Galvanised Steel - 2.4mm</b>					
<b>WELDED MASONRY HANGER</b>					
WM44X100	44	100	45	6.7	3.5
WM44X125	44	125	40	6.7	3.5
WM44X150	44	140	40	6.7	3.5
WM44X175	44	165	30	6.7	3.5
WM44X200	44	190	30	6.7	3.5
WM44X225	44	215	30	6.7	3.5
WM44X250	44	240	30	6.7	3.5
WM44X275	44	265	25	6.7	3.5
WM44X300	44	290	25	6.7	3.5
WM50X100	50	100	45	6.7	3.5
WM50X125	50	125	40	6.7	3.5
WM50X150	50	140	40	6.7	3.5
WM50X175	50	165	30	6.7	3.5
WM50X200	50	190	30	6.7	3.5
WM50X225	50	215	30	6.7	3.5
WM50X250	50	240	30	6.7	3.5
WM50X275	50	265	25	6.7	3.5
WM50X300	50	290	25	6.7	3.5
WM63X100	63	100	30	6.7	3.5
WM63X125	63	125	25	6.7	3.5
WM63X150	63	140	25	6.7	3.5
WM63X175	63	165	20	6.7	3.5
WM63X200	63	190	20	6.7	3.5
WM63X225	63	215	20	6.7	3.5
WM63X250	63	240	20	6.7	3.5
WM63X275	63	265	15	6.7	3.5
WM63X300	63	290	15	6.7	3.5
WM75X100	75	100	30	6.7	3.5
WM75X125	75	125	25	6.7	3.5
WM75X150	75	140	25	6.7	3.5
WM75X175	75	165	20	6.7	3.5
WM75X200	75	190	20	6.7	3.5
WM75X225	75	215	20	6.7	3.5
WM75X250	75	240	15	6.7	3.5
WM75X275	75	265	15	6.7	3.5
WM75X300	75	290	15	6.7	3.5
WM90X125	90	125	15	6.7	3.5
WM90X150	90	140	15	6.7	3.5
WM90X175	90	165	15	6.7	3.5
WM90X200	90	190	15	6.7	3.5
WM90X225	90	215	15	6.7	3.5
WM90X250	90	240	10	6.7	3.5
WM90X275	90	265	10	6.7	3.5
WM90X300	90	290	10	6.7	3.5
WM100X100	100	100	20	6.7	3.5
WM100X125	100	125	15	6.7	3.5
WM100X150	100	140	15	6.7	3.5
WM100X175	100	165	15	6.7	3.5
WM100X200	100	190	15	6.7	3.5
WM100X225	100	215	15	6.7	3.5
WM100X250	100	240	10	6.7	3.5
WM100X275	100	265	10	6.7	3.5
WM100X300	100	290	10	6.7	3.5
WM125X100	125	100	20	6.7	3.5
WM125X125	125	125	10	6.7	3.5
WM125X150	125	140	15	6.7	3.5
WM125X175	125	165	10	6.7	3.5
WM125X200	125	190	10	6.7	3.5
WM125X225	125	215	10	6.7	3.5
WM132X150	132	140	-	6.7	3.5
WM132X200	132	190	-	6.7	3.5
WM132X225	132	215	-	6.7	3.5
WM150X150	150	140	15	6.7	3.5
WM150X175	150	165	10	6.7	3.5
WM150X200	150	190	10	6.7	3.5
WM150X225	150	215	10	6.7	3.5
<b>Stainless Steel</b>					
WMSS50X100	50	100	-	6.7	3.5
WMSS50X125	50	125	-	6.7	3.5
WMSS50X150	50	140	-	6.7	3.5
WMSS50X175	50	165	-	6.7	3.5
WMSS50X200	50	190	-	6.7	3.5
WMSS50X225	50	215	-	6.7	3.5
WMSS100X150	100	140	-	6.7	3.5
WMSS100X175	100	165	-	6.7	3.5
WMSS100X200	100	190	-	6.7	3.5
WMSS100X225	100	215	-	6.7	3.5

**NOTES**

All values are derived in line with EN 845-1:2013 based on a declared value

## TECO Masonry Return Hangers

### FHMR & WR

The FHMR and WR Joist Hangers are designed for similar applications and installation as the standard Masonry Joist Hangers FHM & WM. The return adds additional lateral support by wrapping around the back of the masonry or timber.

The FHMR and WR have a 25mm drop on the return flange as standard but many specials and variations can be made to order.

#### Masonry Return Hanger FHMR

- No welds
- FHM hangers 150mm and above are manufactured 10mm less to allow for notching and regularised timber

#### SPECIFICATION

- Galvanised steel to EN 10346 DX51D Z600
- Grade 1.4301 austenitic stainless steel to EN 10088-2 (available on selected products - please see table)
- 2.4mm thick

#### Welded Masonry Return Hanger WR

- Flexibility of design means as well as the standard sizes shown the WM can be manufactured in any size to order

#### ORDERING

- When ordering, please state the width, height and the width of the return

Code	Characteristic Value (kN) for Eurocode 6	Safe Working Load for BS5628 (kN)
Pre Galvanised Steel - 2.4mm		
<b>MASONRY RETURN HANGER</b>		
FHMR	9.7	5.4

#### NOTES

All values are derived in line with EN 845-1:2013 based on a declared value of 10.8kN

Code	Characteristic Value (kN) for Eurocode 6	Safe Working Load for BS5628 (kN)
Pre Galvanised Steel - 2.4mm		
<b>WELDED RETURN HANGER</b>		
WR	6.7	3.5
Stainless Steel		
WRSS	6.7	3.5

#### NOTES

All values are derived in line with EN 845-1:2013 based on a declared value of 7kN



FHMR



WR

## TECO Masonry Straddle Hangers

### WS

The WS Masonry Straddle Joist Hangers are designed for similar applications and installation as the standard Masonry Joist Hangers FHM & WM. The WS is two hangers joined together by a plate on the masonry flange to enable exact alignment of two joists positioned directly opposite each other on either side of a wall or beam.

- Flexibility of design means as well as the standard sizes, the WS can be manufactured in any size to order

#### SPECIFICATION

- Galvanised steel EN 10346 DX51D Z275
- Grade 1.4301 austenitic stainless steel to EN 10088-2 (available on selected products - please see table)
- Manufactured to EN 845-1:2013
- 2.4mm thick

#### ORDERING

- When ordering, please state the width, height and the straddle width

Code	Characteristic Value (kN) for Eurocode 6	Safe Working Load for BS5628 (kN)
Pre Galvanised Steel - 2.4mm		
<b>WELDED STRADDLE HANGER</b>		
WS	6.7	3.5
Stainless Steel		
WSSS	6.7	3.5

#### NOTES

All values are derived in line with EN 845-1:2013 based on a declared value of 7kN



WS

## TECO Face Fix Hangers

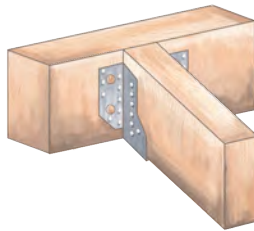
MFM, MFT & HWT

The TECO Face Fix range of Joist Hangers are designed for applications where additional strength is required or where access to the top of the timber or steel is not available. This range can be nailed or bolted. All values are given based on all nail holes being used. For bolting values please refer to the bolt manufacturers guidelines.

### Multi Functional Face Fix Hangers MFM & MFT

#### SPECIFICATION

- MFM - 1.2mm & MFT - 2mm thick
- Location tabs aid fast accurate alignment of the hanger
- M12 bolt holes
- 85mm bearing
- Galvanised steel EN 10346 DX51D Z275
- The MFT is tested by Lucideon Ltd



MFM

MFT346

MFT404

MFT504

#### INSTALLATION

- The hanger should be a minimum of over half (60%) the depth of the supported member to avoid rotation

Code	Product Dimensions (mm)		Number of Nails (30 x 3.75)		Box Qty.	Characteristic Value (kN) for Eurocode 5	Safe Working Load for BS5268 (kN)		
	Width	Height	Header	Joist			Short Term	Medium Term	Long Term
Pre Galvanised Steel 1.2mm						Square Twist			
MULTI FUNCTIONAL MINI									
MFM38	38	101	10	8	50	-	-	-	-
MFM44	44	98	10	8	25	-	-	-	-
MFM47	47	97	10	8	25	-	-	-	-
MFM50	50	95	10	8	25	-	-	-	-
MFM76	76	82	10	8	25	-	-	-	-
MFM90	90	75	10	8	25	-	-	-	-
MFM100	100	70	10	8	25	-	-	-	-
Pre Galvanised Steel 2mm						Square Twist			
MULTI FUNCTIONAL HANGER									
MFT38/346BA	38	154	12	13	30	12.8	6.4	6.1	5.3
MFT38/404BA	38	183	18	15	30	19.8	9.9	9.4	8.25
MFT38/504BA	38	233	28	21	20	25.1	12.55	11.95	10.45
MFT44/346BA	44	151	12	13	30	12.8	6.4	6.1	5.3
MFT44/404BA	44	180	18	15	30	19.8	9.9	9.4	8.25
MFT44/504BA	44	230	28	21	20	25.1	12.55	11.95	10.45
MFT47/346BA	47	150	12	13	30	12.8	6.4	6.1	5.3
MFT47/404BA	47	179	18	15	30	19.8	9.9	9.4	8.25
MFT47/504BA	47	229	28	21	20	25.1	12.55	11.95	10.45
MFT50/346BA	50	150	12	13	30	12.8	6.4	6.1	5.3
MFT50/404BA	50	179	18	15	30	19.8	9.9	9.4	8.25
MFT50/504BA	50	229	28	21	20	25.1	12.55	11.95	10.45
MFT63/346BA	63	142	12	13	30	12.8	6.4	6.1	5.3
MFT63/404BA	63	170	18	15	30	19.8	9.9	9.4	8.25
MFT63/504BA	63	220	28	21	20	25.1	12.55	11.95	10.45
MFT76/346BA	76	135	12	13	30	12.8	6.4	6.1	5.3
MFT76/404BA	76	164	18	15	30	19.8	9.9	9.4	8.25
MFT76/504BA	76	214	28	21	20	25.1	12.55	11.95	10.45
MFT90/346BA	90	128	12	13	30	12.8	6.4	6.1	5.3
MFT90/404BA	90	157	18	15	30	19.8	9.9	9.4	8.25
MFT90/504BA	90	207	28	21	20	25.1	12.55	11.95	10.45
MFT100/346BA	100	123	12	13	30	12.8	6.4	6.1	5.3
MFT100/404BA	100	152	18	15	30	19.8	9.9	9.4	8.25
MFT100/504BA	100	202	28	21	20	25.1	12.55	11.95	10.45
MFT125/346BA	125	110	12	13	30	12.8	6.4	6.1	5.3
MFT125/404BA	125	140	18	15	30	19.8	9.9	9.4	8.25
MFT125/504BA	125	190	28	21	20	25.1	12.55	11.95	10.45
MFT150/346BA	150	98	12	13	30	12.8	6.4	6.1	5.3
MFT150/404BA	150	127	18	15	30	19.8	9.9	9.4	8.25
MFT150/504BA	150	177	28	21	20	25.1	12.55	11.95	10.45

## Heavy Face Fix Hanger No Tag HWTNT

## Heavy Face Fix Hanger Concealed Flange HWTI

### SPECIFICATION

- All hangers come up to 150mm deep
- M10 & M12 bolt holes for added versatility
- 95mm bearing
- Versatile design enables specials to be ordered in a variety of depths and widths
- Available in standard (HWTNT) or with concealed flanges (HWTI)
- Galvanised steel to EN 10346 DX51D Z275
- Grade 1.4301 austenitic stainless steel to EN 10088-2 (available on selected products - please see table)

### INSTALLATION

- The hanger should be a minimum of over half (60%) the depth of the supported member to avoid rotation



HWTNT

HWTI

Code	Product Dimensions (mm)		Number of Nails (30 x 3.75)		Box Qty.
	Width	Height	Header	Joist	
Pre Galvanised Steel - 2.4mm					
Square Twist					
JOIST HANGER					
HWTNT38	38	150	20	16	10
HWTNT44	44	150	20	16	10
HWTNT50	50	150	20	16	10
HWTNT63	63	150	20	16	10
HWTNT76	76	150	20	16	10
HWTNT80	80	150	20	16	10
HWTNT90	90	150	20	16	10
HWTNT100	100	150	20	16	10
HWTNT125	125	150	20	16	10
HWTNT150	150	150	20	16	10
HWTNT175	175	150	20	16	10
HWTNT200	200	150	20	16	5
HWTNT225	225	150	20	16	5
HWTNT250	250	150	20	16	5
HWTNT275	275	150	20	16	5
HWTNT300	300	150	20	16	5
Stainless Steel - 2mm					
Annular Ring					
HWTSS38	38	150	20	16	-
HWTSS50	50	150	20	16	-
HWTSS63	63	150	20	16	-
HWTSS76	76	150	20	16	-
HWTSS80	80	150	20	16	-
HWTSS90	90	150	20	16	-
HWTSS100	100	150	20	16	-
HWTSS125	125	150	20	16	-
HWTSS150	150	150	20	16	-
HWTSS175	175	150	20	16	-
HWTSS200	200	150	20	16	-
HWTSS225	225	150	20	16	-
HWTSS250	250	150	20	16	-
HWTSS300	300	150	20	16	-

Code	Product Dimensions (mm)		Number of Nails (30 x 3.75)		Box Qty.
	Width	Height	Header	Joist	
Pre Galvanised Steel - 2.4mm					
Square Twist					
CONCEALED FLANGE					
HWTI90	90	150	20	16	-
HWTI100	100	150	20	16	10
HWTI125	125	150	20	16	10
HWTI150	150	150	20	16	10
HWTI200	200	150	20	16	5
HWTI225	225	150	20	16	5
HWTI250	250	150	20	16	5
HWTI300	300	150	20	16	5

## What is Galvanised Steel?

Galvanised steel is manufactured by coating cold reduced or hot rolled substrate with a molten zinc coating. This zinc coating then cools and hardens to create a protective coating. Galvanised is widely used in applications where corrosion resistance is needed without the cost of stainless steel, and is considered superior in terms of cost and life-cycle. The coating thickness of zinc slowly corrodes over time so the thicker the coating the longer the life-cycle. For more information on coatings and the estimated zinc corrosion rates according to BS EN ISO 12944 – 1988 please visit our website.

## What is Stainless Steel?

Stainless steel is made by mixing molten steel with 10% or more molten chromium plus other metals dependent on grade and other factors and applications. Stainless steel retains its anti-corrosive qualities much longer as the chromium forms an inextricable part of the material during its transition from molten to solid, hence, stainless steel is stronger and so is preferred when it comes to construction, particularly in high rise buildings. Stainless is also preferred for the working parts of hand tools such as saw blades as well as medical instruments and cutlery due to its resilience and is also the metal of choice in marine environments as it is more resistant to salt than zinc oxide. More expensive but stronger and resistant to impacts, so more reliable.

**For full details on Galvanised and Stainless Steel, please see our website, [www.tecoproducts.co.uk](http://www.tecoproducts.co.uk)**



## TECO Truss Clips

### TCW & TCP

Used to fix trusses, girders and rafters to the wall plate.

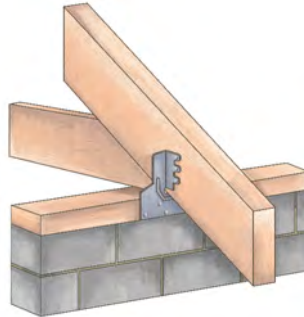
TECO Truss Clips are available in 2 different types:

#### Truss Clip Woody TCW


#### Truss Clip Pye TCP

#### SPECIFICATION

- Superior design loads on the TCW
- Galvanised steel EN 10346 DX51D Z275
- Grade 1.4301 austenitic stainless steel to EN 10088-2 (available on selected products - please see table)
- 1mm thick
- Tested by Lucideon Ltd



TCW



TCP

#### INSTALLATION

- All holes should be nailed using 30 x 3.75 square twist nails or equivalent, for stainless steel products use 30 x 3.75 stainless steel annular ring shank nails

Code	Width (mm)	Number of Nails (30 x 3.75)	Box Qty.	Characteristic Value (kN) for Eurocode 5	Safe Working Load for BS5268 (kN)
Pre Galvanised Steel - 1mm			Square Twist		
<b>TRUSS CLIP WOODY</b>					
TCW38	38	12	150	6.36	3.18
TCW47	47	12	150	6.36	3.18
TCW50	50	12	150	6.36	3.18
<b>TRUSS CLIP PYE</b>					
TCP38	38	13	150	2.88	1.44
TCP50	50	13	150	2.88	1.44
Stainless Steel - 1mm			Annular Ring		
<b>TRUSS CLIP WOODY</b>					
TCWSS38	38	12	-	6.36	3.18
TCWSS47	47	12	-	6.36	3.18

## TECO Girder Hangers

### GTS & MGTS

TECO Girder Hangers are available in 2 different types:

#### TECO Girder Hanger GTS

- For supporting Truss Rafters, fully adjustable for depths between 100 to 225mm

#### TECO Mini GTS MGTS

- For short span, mono or in-fill trusses 100mm deep

#### SPECIFICATION

- Galvanised steel EN 10346 DX51D Z275
- 1.2mm thick
- The GTS is tested by Lucideon Ltd



GTS

MGTS

#### INSTALLATION

- All holes should be nailed using 30 x 3.75 square twist nails or equivalent

Code	Product Dimensions (mm)			Box Qty.	Characteristic Value (kN) for Eurocode 5	Safe Working Load for -BS5268 (kN)		
	Width	Leg	Bearing			Short Term	Medium Term	Long Term
Pre Galvanised Steel - 1.2mm								
<b>GTS</b>								
GTS38	38	300	85	50	17.45	8.73	8.31	7.27
GTS50	50	300	85	50	17.45	8.73	8.31	7.27
GTS63	63	300	85	25	17.45	8.73	8.31	7.27
GTS76	76	300	85	25	17.45	8.73	8.31	7.27
GTS100	100	300	85	25	17.45	8.73	8.31	7.27
<b>MGTS</b>								
MGTS38	38	100	85	25	-	-	-	-
MGTS50	50	100	85	25	-	-	-	-




## TECO The Ron Sammons

### TRS

The Ron Sammons is lightweight to handle yet retains its structural strength. It can be used instead of a traditional Heavy Duty Strap for providing lateral restraint of roof trusses, rafters and joists tied to masonry and for vertical applications such as holding down the wall plate. Designed to The Building Regulations BS 5268 Part 3 and other building standards for lateral restraint.

- Lightweight design makes it easier to handle
- No need to notch joists making it easier and quicker to install
- Easier to build into brickwork courses
- More cost effective when compared to the traditional Heavy Duty Strap and Heavy Edge Rolled Strap



TRS

### SPECIFICATION

- Galvanised steel EN 10346 G600
- Manufactured to EN 845-1:2013
- 1.4mm thick
- 36mm wide
- Tested by Lucideon Ltd Notification Body No. 1289

### INSTALLATION

- For horizontal applications use min 6 no. 3.75 x 30mm square twist nails or equivalent fixed to timber joists/rafters

Code	Product Dimensions (mm)		Bundle Qty.
	Overall length (including any bend)	Length of bend	
<b>Pre Galvanised - 1.4mm thick x 36mm wide</b>			
TRS600B100	600	100	25
TRS800B100	800	100	25
TRS1000B100	1000	100	25
TRS1200B100	1200	100	25
TRS1500B100	1500	100	25
TRS1600B100	1600	100	25

## TECO Traditional Restraint Straps

### LD & HD

Traditional Light and Heavy Duty Restraint Straps designed to The Building Regulations BS 5268 Part 3 and other building standards for vertical (LD) restraint or lateral (HD) restraint.

- Popular stock sizes are listed below but straps can be ordered to any length up to 15m
- Holed 6mm at 25mm offset centres
- Available in galvanised or stainless steel

### Light Duty LD

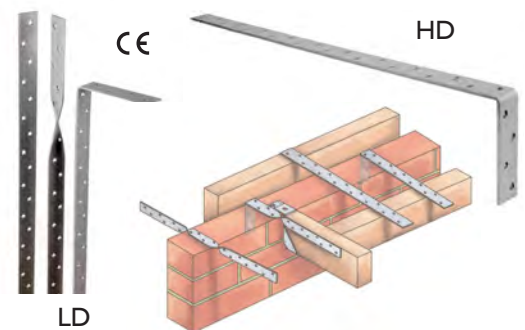
Light Duty Restraint Straps are generally for vertical applications such as holding down a wall plate.

### Heavy Duty HD

Heavy Duty Restraint Straps are generally for horizontal applications providing lateral restraint of roof trusses, rafters and joists tied to masonry.

### SPECIFICATION

- Galvanised steel
- Grade 1.4301 austenitic stainless steel
- Manufactured to EN 845-1:2013
- LD 2.4mm & HD 4mm thick
- Tested by Lucideon Ltd



LD

HD

### INSTALLATION

#### LD

- When used as a vertical restraint to hold down a wall plate use a minimum length of 900mm
- For galvanised straps use min 10 no. 30 x 3.75 square twist nails or 6 no. 40 x 4 screws (drilled and plugged) into the masonry. Use min 2 no. 30 x 3.75 square twist nails into wall plate
- For stainless steel straps use min 10 no. 30 x 3.75 annular ring shank nails stainless steel or 6 no. 40 x 4 stainless steel screws (drilled and plugged) into the masonry. Use min. 2 no. 30 x 3.75 annular ring shank nails into wall plate

#### HD

- For galvanised straps use min 7 no. 30 x 3.75 square twist nails or equivalent fixed to timber joists/rafters
- For stainless steel use min 7 no. 30 x 3.75 annular ring shank stainless steel nails or equivalent fixed to timber joists/rafters

Code	Product	Product Dimensions (mm)		Bundle Qty.
		Overall length including bend or twist	Length of bend or twist	
<b>Pre Galvanised - 2.4mm thick x 27.5mm wide</b>				
<b>LIGHT DUTY</b>				
LD300B100	Light Duty Galv Bent	300	100	100
LD600B100	Light Duty Galv Bent	600	100	20
LD1000B100	Light Duty Galv Bent	1000	100	20
LD1200B100	Light Duty Galv Bent	1200	100	20
LD1000F	Light Duty Galv Flat	1000	-	20
LD600T100	Light Duty Galv Twisted	600	100	20
LD1000T100	Light Duty Galv Twisted	1000	100	20
LD1000T150	Light Duty Galv Twisted	1000	150	20
LD1200T100	Light Duty Galv Twisted	1200	100	20
<b>Stainless Steel - 2.4mm thick x 27.5mm wide</b>				
LDSS1000B100	Light Duty Stainless Bent	1000	100	-
LDSS1000F	Light Duty Stainless Flat	1000	-	-

Code	Product	Product Dimensions (mm)		Bundle Qty.
		Overall length including bend or twist	Length of bend	
<b>Edge Coated Galvanised Steel - 4mm thick x 27.5mm wide</b>				
<b>HEAVY DUTY</b>				
HD1000B100	Heavy Duty Galv Bent	1000	100	10
HD1200B100	Heavy Duty Galv Bent	1200	100	10
HD1600B100	Heavy Duty Galv Bent	1600	100	10
HD1600B150	Heavy Duty Galv Bent	1600	150	10
HD1000F	Heavy Duty Galv Flat	1000	-	10
HD1000T100	Heavy Duty Galv Twisted	1000	100	10
<b>Heavy Duty Stainless Steel - 4mm thick x 27.5mm wide</b>				
HDSS1000B100	Heavy Duty Stainless Bent	1000	100	-
HDSS1200B100	Heavy Duty Stainless Bent	1200	100	-
HDSS1000F	Heavy Duty Stainless Flat	1000	-	-
HDSS1000T100	Heavy Duty Stainless Twisted	1000	100	-

## TECO Timber Frame Strap

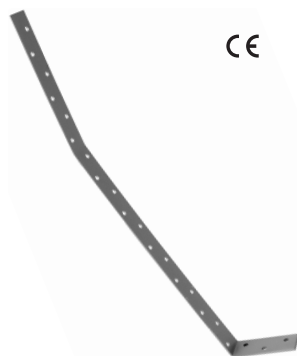
LDTF & HDTF

The Timber Frame Strap is a holding down strap providing restraint against uplift to timber frames.

- Holed 6mm at 25mm offset centres
- Available in two thicknesses
- Available in both galvanised and stainless steel

### SPECIFICATION

- Grade 1.4301 austenitic stainless steel EN 10088-2
- Galvanised steel



LDTF

### INSTALLATION

- Always ensure that compatible corrosion resistant fixings are used, i.e. do not use galvanised fixings with stainless steel products or vice versa.

Code	Product Dimensions (mm)	
	Thickness	Overall length
Stainless Steel		
LDTF		
LDTFSS	2.4	900
HDTF		
HDTFSS	4	900
Pre Galvanised		
HDTF	4	900

## TECO Fixing Band

FB

A versatile multi purpose banding that can be cut, bent and formed for all types of light applications. Ideal for DIY, industrial and agricultural uses.

- Available in stainless steel and galvanised
- Multiple hole sizes to add to its versatility

### SPECIFICATION

- Galvanised steel EN 10346 DX51D Z275
- Grade 1.4301 austenitic stainless steel to EN 10088-2
- FBG 0.9mm & FBS 0.7mm thick



FBG

### Holes

- 3.75 Round, M10 Round, M6 & M8 Square
- The square holes are suitable for Cup Square Hex (Coach Bolts)

### INSTALLATION

- Fix using 30 x 3.75 galvanised square twist nails or 4mm screws

Code	Product Dimensions	
	Width (mm)	Length (m)
Pre Galvanised Steel - 0.9mm		
FBG	20	10
Stainless Steel - 0.7mm		
FBS	20	10

## TECO Party Wall Strap

PWS


A timber frame strap for connecting separating walls in attached dwellings.

### SPECIFICATION

- Galvanised steel EN 10346 DX51D Z275
- Hole patterns may vary
- 2.4mm thick

### INSTALLATION

- Fix using 30 x 3.75 galvanised square twist nails or 4mm screws



PWS

Code	Product Dimensions (mm)		6mm holes	Bundle Qty.
	Length	Width		
Pre Galvanised - 2.4mm				
PWS200	200	28	8	100
PWS220	220	28	12	100
PWS250	250	28	12	100

## TECO Scaffold Board End Band

SCAFF

Metal end band for use with standard scaffolding boards.

### SPECIFICATION

- Galvanised steel

### INSTALLATION

- Fix to end of board
- Use appropriate fixings



SCAFF

Code	Product Dimensions (mm)		
	Thickness	Width	Length
Galvanised			
SCAFF/C	0.6	25	540

## TECO Waterbar

WB

A steel bar for fitting into door sills for weather protection.

- Special lengths are available to order

### SPECIFICATION

- Available in galvanised as standard or stainless steel for added durability

### INSTALLATION

- Traditionally used with wooden doors, the water bar is fitted into the threshold so that the front door closes against it, sealing any gaps and preventing wind and rain from entering the property



WB

Code	Product Dimensions (mm)		
	Thickness	Width	Length
Galvanised			
WBX2.5	2.4	28	1000
WB30X2.5/2	2.4	28	2000
WB30X2.5/3	2.4	28	3000
WB30X5	4	28	1000
WB30X5/2	4	28	2000
WB30X5/3	4	28	3000
Stainless Steel			
WBSS27.5X4	4	28	1000

## TECO Timber Connectors - Tooth Plate

TCDS & TCSS

Single and double sided Tooth Plate Connectors are for improving bolt performance in timber.

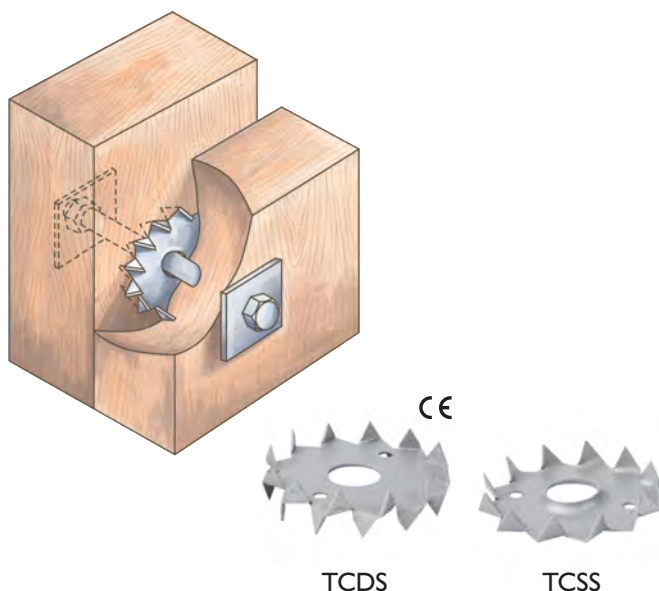
Timber Connectors are easily installed devices for improving the efficiency of timber structures. They increase the joint strength, reduce the size of members required for a given load and simplify fabrication and erection. The use of connectors in timber structures can make it possible to develop the full allowable load of the members connected and in some circumstances, make a joint stronger than the members themselves.

### SPECIFICATION

- Available in a variety of diameters with various hole sizes
- Galvanised steel EN 10346 DX51D Z275 or grade 1.4301 austenitic stainless steel to EN 10088-2
- Type C6 & Type C7 according to EN 912:2011
- Manufactured to EN 14545:2008
- Factory Production Control assessed and audited by BM TRADA CE scheme for Construction Products Notification Body No. 1224

### INSTALLATION

- For installation please see, [www.tecoproducts.co.uk](http://www.tecoproducts.co.uk)



Code	Product Dimensions		Box Qty.
	Diameter (mm)	Hole size	
Pre Galvanised Mild Steel			
<b>DOUBLE SIDED</b>			
TCDS38	38	M12	250
TCDS38M10	38	M10	250
TCDS50	50	M12	100
TCDS50M10	50	M10	100
TCDS50M16	50	M16	-
TCDS63	63	M12	100
TCDS63M10	63	M10	100
TCDS63M16	63	M16	100
TCDS76	76	M12	75
TCDS76M16	76	M16	75
<b>SINGLE SIDED</b>			
TCSS38	38	M12	250
TCSS38M10	38	M10	250
TCSS50	50	M12	100
TCSS50M10	50	M10	100
TCSS50M16	50	M16	100
TCSS63	63	M12	100
TCSS63M10	63	M10	100
TCSS63M16	63	M16	100
TCSS76	76	M12	100
TCSS76M16	76	M16	100
Stainless Steel			
<b>DOUBLE SIDED</b>			
TCDSS50	50	M12	-
TCDSS63	63	M12	-
TCDSS76	76	M12	-
<b>SINGLE SIDED</b>			
TCSSSS50	50	M12	-
TCSSSS63	63	M12	-
TCSSSS76	76	M12	-

## TECO Timber Connector Tools

TS

Tools to cut precision grooves or recesses (daps) for Split Ring and Shear Plate Connectors. The tools consist of a pilot, cutting blades and a depth gauge and can be used with a standard portable drill or drill press. Spare cutter sets are sold separately.

### SPECIFICATION

- Manufactured from tool steel



### INSTALLATION

- Use with a standard portable drill or drill press
- Ensure depth gauges are set before installation

Code	Product	Suitable for diameter (mm)	Pilot (mm)
<b>Shear Plate Tools</b>			
TSP67	Shear Plate Tool	67	21.5
TSP67C	Shear Plate (Spare Cutter Set)	67	-
TSP102	Shear Plate Tool	102	21.5
TSP102C	Shear Plate (Spare Cutter Set)	102	-
<b>Split Ring Tools</b>			
TSR64	Split Ring 64mm Tool	64	12
TSR64C	Split Ring (Spare Cutter Set)	64	-
TSR102	Split Ring Tool	102	21.5
TSR102C	Split Ring (Spare Cutter Set)	102	-

## TECO Timber Connectors - Split Ring

### SRTC

Designed for heavy shear loads in timber to timber connections. The Split Ring with the bevelled inside and outside face makes it easier to insert in the pre-cut grooves and also gives greater load capacity.

The Ring is split across at one point, the split being in the form of a tongue and groove. The purpose of the tongue and groove is to provide for possible expansion or contraction of the timber. When the Ring is embedded in the timber, it can expand or contract with the wood, and thus at all times forms a tight and rigid connection. The Ring is sunk into the groove of one of the two facing members, and the other half into the groove of the other member, so that when the two members are joined face to face, the Ring is wholly embedded between them.

The connecting through bolt, which formerly carried the stress in timber joints, is relieved of this stress by the embedded Split Ring. The bolt principally serves the purpose of holding two members together. A special tool is available for cutting the grooves in the timber.

For loads please refer to the relevant TECO Declaration of Performance or contact TECO for assistance.

#### SPECIFICATION

- Available in galvanised & stainless steel (stainless steel Split Rings may have parallel sides)
- Type 3 acc. to EN 912:2011
- Electroplated zinc coating to ISO 2081 Fe/Zn 12c, hot dipped spun galvanised to EN ISO 1461:2009 or grade 1.4301 austenitic stainless steel



SRTC64

SRTC102

Code	Product Dimensions		Box Qty.
	Diameter (mm)		
<b>Hot Dipped Spun Heavy Duty Galvanised</b>			
SRTC64	64		100
SRTC102	102		50
<b>Stainless Steel</b>			
SRTCSS64	64		-
SRTCSS102	102		-

#### INSTALLATION

- For installation please see, [www.tecoproducts.co.uk](http://www.tecoproducts.co.uk)

## TECO Timber Connectors - Shear Plate

### SPTC

Specially designed for heavy shear loads in timber to steel connections, but may be used for demountable timber to timber connections. Shear Plates are placed in recesses cut in the timber and provide a flush surface without projections which facilitates transport. A special tool is available for cutting the recesses (or daps) in the timber. For shear loads please refer to the relevant TECO Declaration of Performance or contact TECO for assistance.

#### SPECIFICATION

- Holed for M20 bolt
- 67mm Shear Plate available in galvanised & stainless steel
- Manufactured to EN 14545:2008
- Factory Production Control assessed and audited by BM TRADA CE Scheme for Construction Products Notification Body No.1224
- Electroplated zinc coating to ISO 2081 Fe/Zn 12c, hot dipped spun galvanised to EN ISO 1461:2009 or grade 1.4301 austenitic stainless steel

#### 67mm diameter

- Type B2 according to EN 912:2011

#### 102mm diameter

- Type B3 according to EN 912:2011



SPTCG67

SPTCG102

Code	Product Dimensions		Box Qty.
	Diameter (mm)	Hole Size	
<b>Hot Dipped Spun Heavy Duty Galvanised</b>			
SPTCG67	67	M20	100
SPTCG102	102	M20	50
<b>Stainless Steel</b>			
SPTCSS67	67	M20	-

#### INSTALLATION

- For installation please see, [www.tecoproducts.co.uk](http://www.tecoproducts.co.uk)

## TECO Angle Brackets

AB, CB & SP40

General purpose brackets for all applications where one member crosses another or one member is trimmed into another. A full range of sizes and finishes are available to suit all applications.

### AB90, ABI50/90 & ABI50

- Heavy duty brackets with strengthening rib on bend to give added rigidity

### ABLD, ABLDSS


- Ideal for connecting Hand Rails
- Available in galvanised and stainless steel for outdoor use

### CB

- Countersunk holes for a flush finish

### SP40

- Designed to aid easy installation of cabinets and worktops



Code	Product Dimensions (mm)			Number of Fixing Holes per Bracket					Box Qty.
	Width	Legs	Thickness	3.75	6mm	M8	M10	M10 Slots	
<b>Pre Galvanised Mild Steel</b>									
ABLD	28	50 x 50	2.4	-	4	-	-	-	100
AB50	62	50 x 50	2	11	9	-	-	2	100
AB60	62	60 x 40	2	13	7	-	-	2	50
AB90	62	90 x 90	2	15	-	4	3	2	50
ABI50/90	62	150 x 90	2	19	-	5	3	3	50
ABI50	62	150 x 150	2	23	-	6	3	4	50
<b>Stainless Steel</b>									
ABLDSS	28	50 x 50	2.4	-	4	-	-	-	-
ABSS50	62	50 x 50	2	11	9	-	-	2	100
ABSS60	62	60 x 40	2	13	7	-	-	2	50
ABSS90	62	90 x 90	2	15	-	4	3	2	50
ABSS150/90	62	150 x 90	2	23	-	6	3	4	50
ABSS150	62	150 x 150	2	19	-	5	3	3	50
HHR	28	50 x 50	2.4	-	4	-	-	-	-

Code	Product Dimensions (mm)			Suitable for screws only			Box Qty.
	Width	Legs	Thickness	4mm Screw	5mm Screw	4mm Slot	
<b>Zinc &amp; Yellow Passivated</b>							
CB50	16	50 x 50	1.5	4	-	-	50
CB75	17	75 x 75	1.5	4	-	-	50
CB100	22	100 x 100	2	-	6	6	25
CB150	26	150 x 150	2.5	-	6	6	25
SP40	39	27 x 27	1.8	2	-	2	100

## TECO Du-al-Clips


DL & DR

An all purpose framing anchor with dual grip action for rigidity in lighter timber structures.

Provides nailing on two surfaces for jointing two timber members, where one member crosses or is trimmed to another (as in the fixing of suspended ceilings, framework to the underside of trusses or beams, or in light studding and joist trimming).

- Only 89mm high, each flange being 44 x 36mm
- Hook that can be tacked in position before nailing
- Each Anchor has two large holes to permit the fixing of a surface covering

Code	Product	Product Dimensions (mm)		Number of nails (30 x 3.75)
		Flange	Height	
<b>Pre Galvanised - 1mm</b>				
DL	Du-al-Clip Left Hand	36 x 44	89	8
DR	Du-al-Clip Right Hand	36 x 44	89	8





## TECO Universal Framing Anchor

### TUNI

A Universal Anchor that can be bent on site to suit all applications.

For stronger nailed joints and economical secondary connections in timber framing. Framing Anchors are an effective, versatile and economical method of providing strong, mechanical joints. Suitable for timber of a minimum 44 x 44 section.

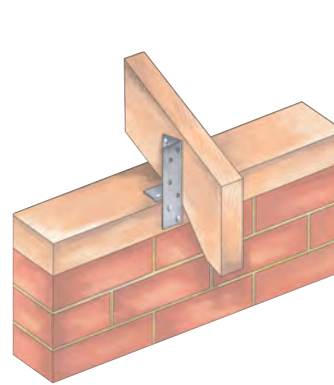
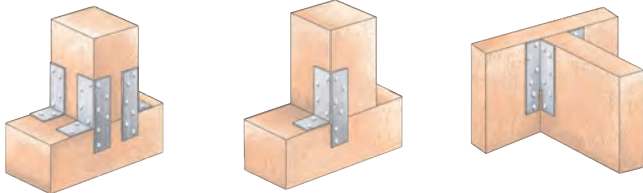
#### SPECIFICATION

- Galvanised steel EN 10346 DX51D Z275 or grade 1.4301 austenitic stainless steel to EN 10088-2

#### INSTALLATION

- For installation please see, [www.tecoproducts.co.uk](http://www.tecoproducts.co.uk)


Code	Product Dimensions (mm)		Number of nails (30 x 3.75)	Box Qty.
	Width	Height		
Pre Galvanised - 1mm				
TUNI	40 x 40	124	Square Twist 12	100
Stainless Steel - 1mm				
TSSUNI	40 x 40	124	Annular Ring 12	-



TUNI

## TECO Sole Plate Anchor

### SP



SP42

SP

Sole Plate Anchors are used to attach timber sole plates to concrete foundations.

- Strengthening ribs for added rigidity
- All holes are pressed countersunk to aid location of the fixing and to give a flush finish

Code	Product Dimensions (mm)			Box Qty.
	Width	Upstand	Length	
Pre Galvanised - 1mm				
SP42 & SP				
SP	85	40	135	50
SP42	42	40	135	100
Stainless Steel - 1mm				
SPSS	85	40	135	-
SPSS42	42	40	135	-

## TECO Sole Plate Channel

### SPC



SPC

The Sole Plate Channel is fixed to the concrete base before installation of the sole plate and then secured either side using the holes provided. This system provides a quick and simple solution to aid with the correct alignment of the sole plate, as well as securing it firmly to the concrete base.

- Quick and easy alignment of Sole Plate
- 3.75mm nail holes
- 8mm holes suitable for concrete fixings

Code	Product Dimensions (mm)		Box Qty.
	Width	Length	
Pre Galvanised - 1mm			
SPC			
SPC75	75	200	50
SPC90	90	200	50
SPC96	96	200	50
SPC140	140	200	50
SPC152	152	200	50

## TECO Nail Plates

NP

A versatile plate used to connect or repair timber.

- Strengthening ribs for added rigidity.
- All holes are pressed countersunk to aid location of the nail and to give a flush finish.

Code	Product Dimensions (mm)		Box Qty.
	Width	Length	
<b>Pre Galvanised - 1mm</b>			
NPSTD	85	178	50
NP85X87	85	87	100
NP85X350	85	338	50
NP41X152	42	154	50
NP42X175	42	178	100
NP103X152	104	154	50
NP170X175	169	178	50
NP170X350	178	338	25
<b>Stainless Steel - 1mm</b>			
NPSSSTD	85	178	-
NPSS85X87	85	89	-
NPSS42X175	42	178	-
NPSS170X175	169	178	-



NP

CE

## TECO Flat Connector Plates

CP, MP, TP & FAB

An easy to use plate to connect two or more timbers or for use in general repair projects. A wide range of flat plate connectors to suit all applications.


CP, MP & TP

- Countersunk holes for a flush finish
- Holed for nails or screws

FAB

- Holed for 3.75 square twist nails, 6mm screws, M8, M10 bolts and M10 slots
- Heavy duty 2.4mm thick
- Galvanised or stainless steel finish

Code	Product Dimensions (mm)			Box Qty.
	Thickness	Width	Length	
<b>Zinc &amp; Yellow Passivated</b>				
<b>CP</b>				
CP50	1.5	13	50 X 50	50
CP75	2	16	75 X 75	50
CP100	2	15	100 X 100	25
CP150	2	22	150 X 150	25
<b>MP</b>				
MP75	2	16	75	50
MP100	2	16	100	50
<b>TP</b>				
TP75	1.5	16	75 X 75	25
TP100	2	30	140 X 110	25
<b>Pre Galvanised Steel - 2.4mm</b>				
<b>FAB</b>				
FAB100	2	62	100	50
FAB180	2	62	180	50
FAB240	2	62	240	50
FAB300	2	62 </td <td>300</td> <td>50</td>	300	50
<b>Stainless Steel - 2.4mm</b>				
FABSS100	2	62	100	-
FABSS180	2	62	180	-
FABSS240	2	62	240	-
FABSS300	2	62	300	-



FAB



CP



MP



TP

## TECO Frame Cramps

### FFCPG & FFCS

Traditionally used for fixing wooden door and window frames into block work. Frame Cramps can also be used for restraining masonry to new and existing structures in non-structural applications and can easily be shot fired into steel work. Available in galvanised with fishtailed end or stainless steel with safety end.

TECO Frame Cramps are available in 2 different types:


#### Fishtailed Frame Cramp Galvanised FFCPG

- 50mm upstand for easy fixing
- Two 6mm holes and one 8mm hole

#### Safety End Frame Cramp Stainless FFCS

- Two 6mm holes and one 9mm hole

Code	Product Dimensions (mm)			Box Qty.
	Width	Upstand	Length	
Galvanised - 2.3mm				
FFCPG				
FFCPG150	25	50	100	100
FFCPG200	25	50	150	100
FFCPG250	25	50	200	100
Stainless Steel - 2mm				
FFCS				
FFCS150	19	44	100	100
FFCS200	19	44	150	100
FFCS250	19	44	200	100



## TECO Screw Ties

### ST & SFT

Screw Ties are used to tie timber doors and window frames to adjacent brickwork.

- Threaded one end
- Available in two finishes: yellow passivated mild steel or stainless steel



ST



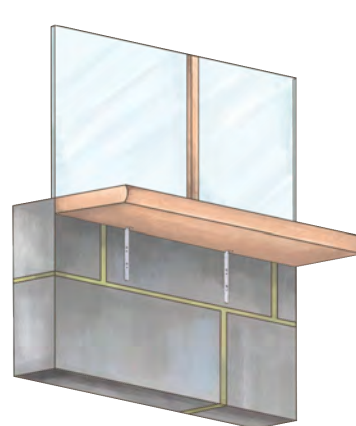
SFT

Code	Product Dimensions (mm)		Box Qty.
	Dia.	Length	
Yellow Passivated			
ST	5	150	100
Stainless Steel			
SFT	3	130	100

## TECO Window Board Tie


### WBT

A bracket designed as a simple solution for fixing down the window board.




WBT


Code	Product Dimensions (mm)			Number of holes per Tie		Box Qty.
	Width	Upstand	Length	4mm	6mm	
Pre Galvanised Steel - 2.4mm						
WBT	12	22	147	3	2	100




ABG



PB 2/3




PB 6/10




MMG



SBG



PSTC



PSG



PBPS 10/12

## TECO Corner Beads

ABG, PABG, ABS, PB, MMG & SBG

### ANGLE BEAD

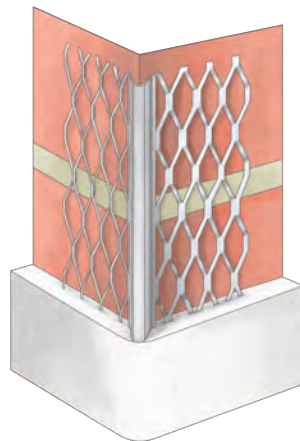
Angle Bead is used to provide a true, straight corner which protects and reinforces a 2 or 3 coat plaster or render application in its most vulnerable area. In external applications and where there is regular exposure to moisture, heavy condensation, persistent damp or concern that drying out times may be extended, stainless steel or uPVC should be used.

### MINI MESH

Mini Mesh is for internal thin-coat plaster applications. It is used to reinforce and protect one-coat finishes of plaster on corners at its weakest point on internal walls and plasterboard. The Mini Mesh Bead has a greater area of expanded metal and therefore gives a better mechanical key.

### SKIM BEAD

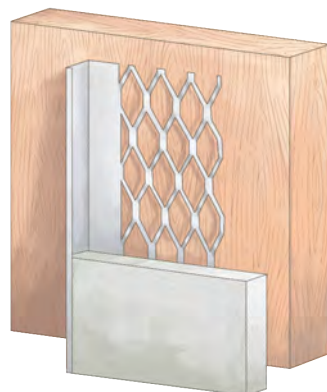
Skim Bead is for use on plasterboard or aerated blocks. Designed for standard single coat plasterwork for internal thin-coat plaster applications, used to reinforce and protect plaster on corners and reveals at its weakest points.



## TECO Plaster Stop Beads

PSTCG, PSG, PSS & PBPS

Plaster Stop Bead provides a precise, clean edge to render where it butts up to other materials such as a door or window frame, reinforcing the edges of the plaster. In external applications and where there is regular exposure to moisture, heavy condensation, persistent damp or concern that drying out times may be extended, stainless steel or uPVC should be used.



Code	Product Dimensions			Box Qty.
	Bead Length (m)	Size (mm)	Plaster Depth (mm)	
Pre Galvanised Mild Steel				
<b>ABG</b>				
ABG2.4	2.4	43 x 43	10	50
ABG3	3	43 x 43	10	50
<b>PABG</b>				
PABG2.4	2.4	48 x 48	13	50
PAB3	3	48 x 48	13	50
Stainless Steel				
<b>ABS</b>				
ABS3	3	50 x 50	16 to 20	50
uPVC				
<b>PB</b>				
PB2/3	2.5	24 x 24	2 to 3	50
PB6/10	2.5	40 x 40	6 to 10	50
PB8/12	2.5	40 x 40	8 to 12	40
PB13/19	2.5	40 x 40	13 to 19	30
Pre Galvanised Mild Steel				
<b>MMG</b>				
MMG2.4	2.4	27 x 27	3	50
MMG3	3	27 x 27	3	50
Pre Galvanised Mild Steel				
<b>SBG</b>				
SBG2.4	2.4	22 x 22	2 to 3	50
SBG3	3	22 x 22	2 to 3	50

Code	Product Dimensions			Box Qty.
	Bead Length (m)	Size (mm)	Plaster Depth (mm)	
Pre Galvanised Mild Steel				
<b>PSTCG</b>				
PSTCG2.4	2.4	3	3	50
PSTCG3	3	3	3	50
Pre Galvanised Mild Steel				
<b>PSG</b>				
PSG2.4X10	2.4	10	10	50
PSG2.4X13	2.4	13	13	50
PSG3X10	3	10	10	50
PSG3X13	3	13	13	50
PSG3X19	3	19	19	50
Stainless Steel				
<b>PSS</b>				
PSS3X13	3	13	13	50
PSS3X16	3	16	16	50
PSS3X20	3	20	20	50
uPVC				
<b>PBPS</b>				
PBPS6/8	2.5	45	6 to 8	50
PBPS10/12	2.5	45	10 to 12	50
PBPS15/17	2.5	45	15 to 17	50
PBPS20/22	2.5	45	20 to 22	50

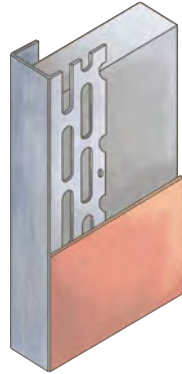


EB

## TECO Edge Beads

EB

Plasterboard Edge Bead is used to reinforce plasterboard edges by enclosing them in a protective steel enclosure. It is reversible and therefore can be used with thin coat plaster or drylining paper tape.



Code	Product Dimensions			Box Qty.
	Bead Length (m)	Size (mm)	Plaster Depth (mm)	
Pre Galvanised Mild Steel				
EB3X10	3	10	2 to 3	50
EB3X13	3	13	2 to 3	50
EB3X15	3	15	2 to 3	50

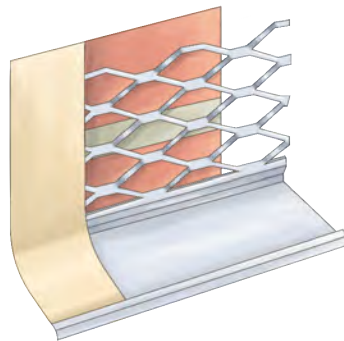


ERSG

## TECO Render Stop Beads

ERSG, ERSS & PBERS

External Render Stop Bead is predominantly used to form a neat bell shaped edge at the bottom of an external render finish, thus protecting the edge and acting as a run-off for when rainfall occurs. Use on traditional wet 2 or 3 coat plaster applications. Galvanised product to be used in sheltered areas only, stainless steel or uPVC for all other areas including coastal.



Code	Product Dimensions			Box Qty.
	Bead Length (m)	Size (mm)	Plaster Depth (mm)	
Pre Galvanised Mild Steel				
ERSG				
ERSG2.4	2.4	25	16 to 20	50
ERSG3	3	25	16 to 20	50
Stainless Steel				
ERSS				
ERSS3	3	25	16 to 20	50
ERSS3X20	3	20	16 to 20	50
uPVC				
PBERS				
PBERS6/12	2.5	12	6 to 12	50
PBERS12/22	2.5	25	12 to 22	50



PBERS

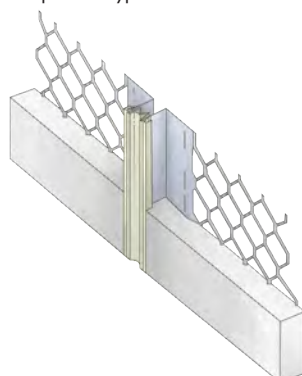


MB

## TECO Movement Beads


MB

Movement Bead is used to overcome movement tolerances in plaster and render finishes thus minimising cracking in finishing coat. It can also be used to act as a stop barrier for when a change in finish is required or type of render finish.



Code	Product Dimensions			Box Qty.
	Bead Length (m)	Size (mm)	Plaster Depth (mm)	
Pre Galvanised Mild Steel				
MB3X12	3	12	12	10
Stainless Steel				
MBS3X16	3	16	16	10







ARF-ENGAGING



ARF-ABUTTING



DWF-ENGAGING



DWF-ABUTTING



PBAR

## TECO Architrave Feature Beads

ARFB

### ARCHITRAVE FEATURE BEAD

Architrave Feature Bead is used to form a decorative shadow line at plaster edge, at door and window reveals and other joinery features. It can also be used to act as a neat divide between differing wall finishes.

Code	Bead Length (m)	Product Dimensions		Box Qty.
		Size (mm)	Plaster Depth (mm)	
Galvanised Steel				
ARCHITRAVE FEATURE BEAD - ENGAGING				
ARFB3X13E	3	13	13	50
ARCHITRAVE FEATURE BEAD - ABUTTING				
ARFB3X13A	3	13	13	50

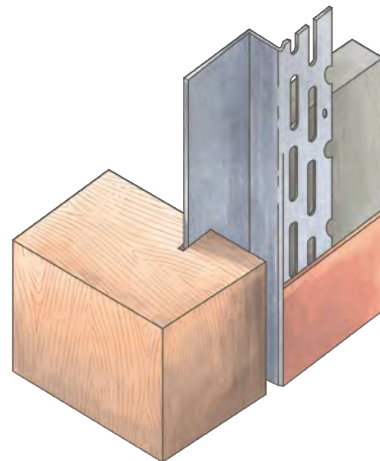
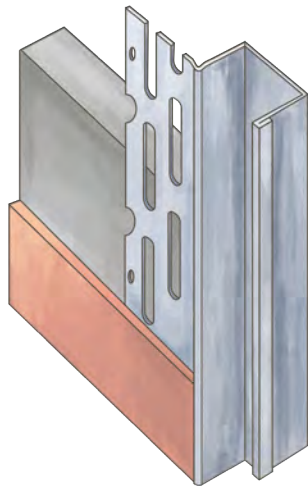
## TECO Drywall Feature Beads

DWFB

### DRYWALL FEATURE BEAD

Drywall Feature Bead is used to form a decorative shadow line at plaster edge, at door and window reveals and other joinery features on thin coat plaster applications only.

Code	Bead Length (m)	Product Dimensions		Box Qty.
		Size (mm)	Plaster Depth (mm)	
Pre Galvanised Mild Steel				
DRYWALL FEATURE BEAD - ENGAGING				
DWFBE3	3	20	2 to 3	50
DRYWALL FEATURE BEAD - ABUTTING				
DWFBAB3	3	15	2 to 3	50



## TECO Arch Bead

PBAR

Arch Bead is a flexible dry lining bead used for creating decorative plaster curves and arches.

Code	Bead Length (m)	Product Dimensions		Box Qty.
		Size (mm)	Plaster Depth (mm)	
uPVC				
PBAR	2.5	24	2 to 3	50



SVM

## TECO Soffit Vent Mesh

SVM

Stainless Steel Soffit Vent Mesh is for use in new build properties. It is used over vents in soffits to allow air flow to prevent condensation but prevents access to birds and insects.

- Stainless steel
- Supplied in a box dispenser
- Lightweight

Code	Product Dimensions	
	Width (mm)	Length (m)
Stainless Steel		
SVM	75	30



EMLG

## TECO Expanded Metal Lath Coil (Brick Reinforcement)

EMLG & EMLS

Coiled Mesh Lath is produced for brick and block work reinforcement. Primarily used to prevent cracking.

Code	Product Dimensions	
	Width (mm)	Length (m)
Galvanised		
EMLG63	63	20
EMLG100	100	20
EMLG175	175	20
EMLG225	225	20
EMLG305	305	20
Stainless Steel		
EMLS63	63	20
EMLS100	100	20
EMLS175	175	20
EMLS225	225	20



TAPEDW

## TECO Drywall Tape

TAPEDW

A range of professional internal plastering joint tapes. Drywall Tape is used for reinforcing joints and patching repairs on plasterboard.

Code	Product Dimensions		Box Qty.
	Width (mm)	Length (m)	
TAPEDW	50	90	24
TAPEDW75	75	90	24
TAPEDW100	100	45	27



CT

## TECO Corner Tape

CT

Corner Tape is designed for finishing inside and outside drywall corners and is also suitable for construction repair work. The flexible steel backing fits any angle where traditional beading cannot be used and can easily be cut to any length for minimum wastage. It is applied by using standard jointing compound. No nails or special tools are required. Corner Tape is made by bonding two corrosion resistant metal strips to paper jointing tape. It is very safe to use as there are no sharp edges compared to conventional beads.

Code	Product Dimensions	
	Width (mm)	Length (m)
CT	50	30

## TECO Expanded Metal Lath Sheet

### EML

Expanded Metal Lathing is mainly used as a key for internal and external plaster when applied on suspended ceilings and walls. It is also suitable for encasing steel columns and beams, assisting in the protection from fire. In external applications and where there is regular exposure to moisture, heavy condensation, persistent damp or concern that drying out times may be extended, stainless steel should be used.

#### INSTALLATION

##### FIXING OF EXPANDED METAL LATHING SHEETS

Fix with the long way of mesh running from support to support, with all strands sloping downwards and inwards from the face of the coating. Always ensure when fixing that allowance is made for overlapping sheets by 50mm lengthways and 25mm widthways.

##### TIMBER SUPPORT

To connect to timber, use plasterer's nails & screws with washers or staples at 100mm centres. Start at the centre of the sheet and work out towards the edges. Always fix at an angle to allow lath to be pulled tight. Ensure that compatible corrosion resistant fixings are used; i.e. do not use galvanised fixings with stainless products.

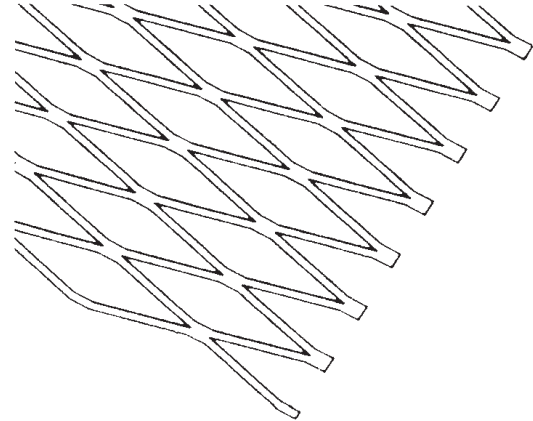
##### METAL SUPPORT

To fix steel channels, tie with 1.2mm tying wire at 100mm centres. Tie by creating a 'hairpin' shape with the wire, then pull tight and twist. Take care that cut wire ends are not close to plaster surface.

##### TO SOLID BACKGROUND

Expanded Metal Lath can be fixed to a solid background using a suitable fixing with an integral spacer/washer and a large diameter headed screw/nail that will keep the sheets firmly in place.

- Gloves should be worn as edges will be sharp
- Refer to diagrams on our website for recommended fixing spacing and overlap, [www.tecoproducts.co.uk](http://www.tecoproducts.co.uk)



EML

Code	Product Dimensions		Square Metre m <sup>2</sup>	Pack Qty.
	Width (mm)	Length (m)		
<b>Pre Galvanised Mild Steel</b>				
EML8X2	658	2438	1.67	10
<b>Stainless Steel</b>				
EMLS8X2	700	2500	1.75	10

## TECO Rib Lath Sheet

### RL

Rib Lath is stiffened by longitudinal ribs, for use on ceilings and partitions. For internal and external plaster key applications and anti-crack control. In external applications and where there is regular exposure to moisture, heavy condensation, persistent damp or concern that drying out times may be extended, stainless steel should be used.

#### INSTALLATION

##### FIXING OF RIB LATH SHEETS

Rib Lath is fixed so that the tip of the rib is placed against the supporting background. The rib of the sheet should run at right angles to any supports. Ensure that the sheets are overlapped by a minimum of 50mm end to end and by 25mm widthways and that the ribs are nested together.

##### TIMBER SUPPORT

Rib Lath is fixed at each rib to timber supports using plasterer's nails, screws or staples. Ensure that compatible corrosion resistant fixings are used, i.e. do not use galvanised fixings for stainless steel.

##### METAL SUPPORT

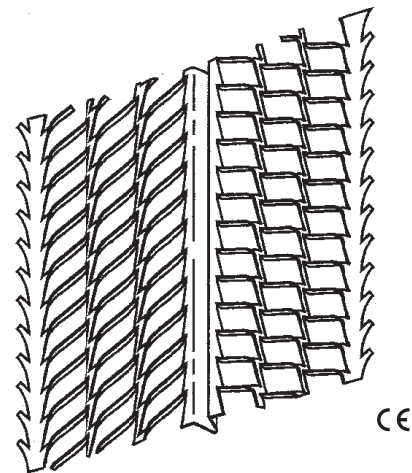
Rib Lath is fixed at each rib to metal support using 1.63mm galvanised or stainless steel tying wire. When joining Rib Lath sheets, overlap the edge ribs and tie the edges with 1.22mm tying wire at 150mm centres.

##### SOLID BACKGROUND

Rib Lath can be fixed to a solid background using a suitable fixing which holds the ribs firmly against the background. Where sheets are installed vertically, fixings should be positioned through all ribs at 600mm centres to ensure adequate stability.

Always ensure that compatible corrosion resistant fixings are used, i.e. do not use galvanised fixings with stainless steel products or vice versa.

- Gloves should be worn as edges will be sharp
- Recommended hole spacing's are available on our website, [www.tecoproducts.co.uk](http://www.tecoproducts.co.uk)



RL

Code	Product Dimensions (mm)		Square Metre m <sup>2</sup>	Pack Qty.
	Width	Length		
<b>Pre Galvanised</b>				
RLG	600	2500	1.5	10
<b>Stainless Steel</b>				
RLS	600	2500	1.5	10



ARRM

## TECO Alkaline Resistant Render Mesh

ARRM

A reinforcing mesh which is made from woven fibre-glass yarns and coated with an alkaline resistant latex. This coating prevents the alkaline present in cements from degrading the glass fibre, resulting in reduced strength.

The mesh is ideal for use in construction and is mainly used to reinforce concrete, cement, screeds, renders and plasters.

It is an ideal reinforcement for render, even where cracking can be seen and allows previously uneven masonry substrates to be rendered.

### INSTALLATION

- The majority of manufacturers recommend the placement of meshes to be within the first 50% of the render / plaster depth. In general, the nearer the mesh to the substrate, the better
- Store rolls in a cool, dry location, away from direct contact with the ground or concrete, out of direct sunlight. Protect rolls from weather and other damage. Store individual rolls or roll cases on end

Code	Product Dimensions		
	Width (m)	Length (m)	Mesh size (mm)
<b>Colour : Pink or White</b>			
ARRM	1	50	4 x 4



HM900

## TECO Hex Mesh

HM900

Hex Mesh Netting is used for floor screed reinforcement and roof insulation.

Code	Product Dimensions	
	Width (mm)	Length (m)
<b>Galvanised</b>		
HM900	900	50



LMS

## TECO Ladder Mesh

LMS

Ladder Mesh (Brick Span) is a welded ladder type Bed Joint Reinforcement generally used as a structural product, also ideal for crack control. Available in Stainless Steel Grade 304 BS EN 1.4301 and in numerous widths to suit any brick and block thickness. Ladder Mesh Masonry Reinforcement conforms to BS EN 845-3:2003+A1:2008.

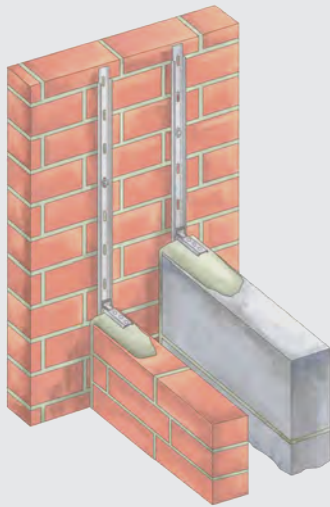
- Three diameters of main wire available
- 2.5 diameter cross wire at 450mm centres
- 2700mm long

Code	Product Dimensions (mm)		Wall Width (mm)
	Main Wire	Width	
<b>Stainless Steel - 3mm Wire</b>			
LMS360	3	60	100
LMS3100	3	100	140
LMS3150	3	150	190
LMS3160	3	160	200
LMS3175	3	175	215
<b>Stainless Steel - 4mm Equivalent Flattened Wire</b>			
LMS460	4	60	100
LMS4100	4	100	140
LMS4150	4	150	190
LMS4160	4	160	200
LMS4175	4	175	215
<b>Stainless Steel - 5mm Equivalent Flattened Wire</b>			
LMS560	5	60	100
LMS5100	5	100	140
LMS5150	5	150	190
LMS5160	5	160	200
LMS5175	5	175	215

# TECO Wall Starter Kits

WST & WSTV

- ✓ Available in two grades of stainless steel
- ✓ Engineered for outstanding strength and performance
- ✓ Full fixing instructions are provided in each pack
- ✓ Each pack contains the fixings necessary for a single leaf wall up to 2.4m/8' high



Stainless Steel Wall Starter systems join new walls to existing masonry. Suitable for both internal and external brick or block walls. The connectors can be slotted together up to a maximum of 8 metres or 3 storeys high, from 60 to 250mm thick.

Code	Product Dimensions (mm)		Kit Length (2 x Profiles) (mm)	Pack Qty.	Material	Design Shear Strength per 2.4m
	Profile Width	Profile Length				
Stainless Steel						
WST	41	1200	2400	10	Austenitic Stainless Steel (Grade 304)	12kN (5kN/metre)*
WSTV	41	1200	2400	10	Ferritic Stainless Steel (Grade 430)	5.1kN (2.12kN/metre)*


**NOTES**

\*Fixing into existing AAC block work with a compressive strength of 3.5N/mm<sup>2</sup>



WSTV

WALLSTARTERS & TIES



SST

## TECO Starter Ties

SST

Starter Ties are used where new walls are being built directly from existing brickwork. Sizes 150mm and above have a drip feature for use where there is a cavity and a new wall needs to be built.

- Supplied complete with nylon plug

Code	Product Dimensions (mm)		Box Qty.
	Length	Dia.	
Galvanised			
SST	130	4	100
SST150	150	4	100
SST180	180	4	100
SST200	200	4	100
SST225	225	4	100
SST275	275	4	100
SST130/10	130	4	10



## TECO Picking the Correct Wall Tie

Where the building height exceeds 10 metres, Type 4 Housing Ties can still be used in party walls - particularly where floors are built off individual floor slabs. Test results for the use of Type 4 Housing Ties prove their performance for exterior walls where the wind forces are much greater. Party walls only receive approximately 20% of these wind forces but where the contractor is unsure of the structural integrity of the party walls they should check with their local authority or NHBC inspector that the use of Housing Ties is acceptable.

Care should be taken when selecting wall ties as ultimately, although ties can generally be used in cavity widths as above, other parameters such as wind forces and height above sea level etc should be taken into consideration.

The table on the right is a general guide for the use of wall ties in buildings with party walls.

Code	Wall Tie DDI40 designation	Total Building height from slab	Maximum cavity	Part E designation	Use in party walls
<b>HOUSING TIES</b>					
200mm	Type 4	10 metre	75mm	Type A	YES
225mm	Type 4	10 metre	100mm	Type A	YES
250mm	Type 4	10 metre	125mm	Type A*	YES
275mm	Type 4	10 metre	150mm	Type A	YES
<b>GENERAL PURPOSE TIES</b>					
200mm	Type 2	15 metre	75mm	Type B	NO
225mm	Type 2	15 metre	100mm	Type B	NO
250mm	Type 2	15 metre	125mm	Type B	NO
<b>DOUBLE TRIANGLE</b>					
225mm/250mm	Type 2	15 metre	100mm	Type B	NO
275mm* & 300mm*	Type 3	15 metre	150mm	Type B	NO
<b>HEAVY DUTY</b>					
225mm	Type 1	Any Height	150mm	Type B	NO
300mm	Type 1	Any Height	150mm	Type B	NO

### NOTES

\* 250mm should only be used in a party wall cavity of minimum 125mm width



WT

## TECO Housing Ties

WT

The Type 4 Light Duty Housing Tie offers a practical and cost effective solution for masonry cavity walls in box form domestic dwellings of up to a maximum 10m in height.

Code	Tie Length (mm)	Cavity Width (mm)	Height (m)	Pack Qty.	Compressive Load Capacity (N)	Tensile Load Capacity (N)
<b>Stainless Steel Type 4 Housing Ties Part E Type A</b>						
WT200	200	50 to 75	10	250	557	1256
WT225	225	76 to 100	10	250	557	1256
WT250	250	101 to 125	10	250	638	1879
WT275	275	126 to 150	10	250	514	1200
WT200/50	200	50 to 75	10	50	557	1256
WT225/50	225	76 to 100	10	50	557	1256
WT250/50	250	101 to 125	10	50	638	1879



WTGP

## TECO General Purpose Wall Ties

WTGP

The Type 2 General Purpose Tie offers a practical and cost effective solution for masonry cavity walls in domestic houses and small commercial buildings of up to a maximum 15m in height.

Code	Tie Length (mm)	Cavity Width (mm)	Height (m)	Pack Qty.	Compressive Load Capacity (N)	Tensile Load Capacity (N)
<b>Stainless Steel Type 2 Housing Ties Part E Type B</b>						
WTGP200	200	50 to 75	15	250	1321	2419
WTGP225	225	76 to 100	15	250	1321	2419
WTGP250	250	101 to 125	15	250	1398	1818
WTGP200/50	200	50 to 75	15	50	1321	2419
WTGP225/50	225	76 to 100	15	50	1321	2419



WTDT

## TECO Double Triangle Wall Ties

WTDT

The Double Triangle Wall Tie is the traditional wall tie for domestic houses and small commercial buildings of a maximum 15m in height.

Code	Tie Length (mm)	Cavity Width (mm)	Height (m)	Pack Qty.	Compressive Load Capacity (N)	Tensile Load Capacity (N)
<b>Stainless Steel Type 2 Housing Ties Part E Type B</b>						
WTDT200	200	50 to 75	15	250	1702	2666
WTDT225	225	76 to 100	15	250	1702	2666
WTDT250	250	76 to 100	15	250	1702	2666
WTDT300	300	76 to 100	15	250	1012	2076
HWTDT/25	250	76 to 100	15	25	1702	2666



WTTI

## TECO Heavy Duty Wall Ties

WTTI

The Heavy Duty Type 1 Wall Tie offers a practical and cost effective solution in most cavity walls. The ties are specifically designed for cavity widths up to 150mm and buildings of any height.

Code	Tie Length (mm)	Cavity Width (mm)	Height (m)	Pack Qty.	Compressive Load Capacity (N)	Tensile Load Capacity (N)
<b>Stainless Steel Type 1 Heavy Duty Ties Part E Type B</b>						
WTTI/225	225	76 to 100	Any	250	6338	8352
WTTI/250	250	101 to 125	Any	250	6338	8352



MT

## TECO Movement Ties

MT

Movement Ties are designed to provide restraint in one direction and movement to allow for horizontal expansion and contraction. The Debonding Sleeve is located over the embedment detail to allow the tie to move.

- Movement Ties come complete with sleeve
- Additional sleeves available to order

Code	Product Dimensions (mm)		Box Qty.
	Width	Length	
Galvanised			
MT150	19	150	250
MT175	19	175	250
MT200	19	200	250
MT225	19	225	250
MT250	19	250	250
MT300	19	300	250
MTDS	-	100	250



WTIC

## TECO Insulation Clip

WTIC

The Universal Wall Tie Insulation Clip is a retaining clip used to hold insulation material against the inner wall of a cavity.

Code	Size	Pack Qty.
WTIC	Universal	250



TFT

## TECO Timber Frame Ties

TFT

Timber Frame Ties are suitable for tying masonry outer cladding to softwood structural framework of domestic dwellings and industrial/commercial buildings up to 4 storeys and not greater than 15m in height.

- Supplied with annular ring shank nails

Code	Product Dimensions (mm)		Cavity Width (mm)	Box Qty.
	Tie Width	Tie Length		
Stainless Steel to BSEN 10088-2 grade 1.4301 (Grade 304).				
TFT50	19	130	50 to 74	250
TFT75	19	155	75 to 99	250
TFT100	19	180	100 to 120	250



WTR

## TECO Mechanical Remedial Wall Ties

WTR & TWTR

For tying and pinning masonry to brick, block, concrete and timber.


- Quick and easy to install
- Helical design in 304 grade stainless steel bar material
- Helical design ensures continuous drip, as well as accommodating normal building movement
- Self-taps directly into a small pilot hole drilled into the substrate
- Provides a quick and simple stress free fixing with the minimum of disturbance
- Unaffected by temperature or weather conditions
- Comprehensively tested and proven

Code	Product Dimensions (mm)		Box Qty.
	Width	Length	
WTR9X195	9	195	100
WTR9X220	9	220	100
WTR9X245	9	245	100
WTR9X275	9	275	100
WTR9X300	9	300	50



TWTR/STD

Tools	Tool Description
TWTR/STD	Standard Mechanical Remedial Wall Tie Tool
TWTR/2PART	2 Part Mechanical Remedial Wall Tie Tool



TWTR/2PART



CE

H61000 H81000

## TECO Helical Bar

H

Helical Bar is used in a variety of applications; in general, the metre lengths are used for crack stitching and reinforcing masonry in both new and existing masonry structures. The deformation of the fins makes the bonding characteristics of the Helical Bar far superior to alternative standard reinforcing materials.

- Grade 304 austenitic stainless steel, high stress material
- Excellent bonding capabilities, less intrusive than standard repairs
- Coiled spring properties within elastic limit
- No sudden or catastrophic failure point

Code	Product Dimensions (mm)	
	Dia.	Length
Stainless Steel		
HELICAL BAR		
H61000	6	1000
H62000	6	2000
H81000	8	1000
H82000	8	2000
Accessories		
HELICAL BAR GROUT - 3 LITRE		
HG3		
POINTING GUN KIT		
GUNPOINT		



HG3

## Helical Grout

Helical Grout is a high performance, non-shrink, non-gassing, thixotropic, cement based grout, suitable for injection with a hand or power applicator. Helical Grout has a low liquid to powder ratio, providing a thixotropic grout, which completely fills all voids into which it is injected and develops its compressive strength rapidly. Helical Grout is suitable for bonding metal components into most common masonry type substrates including concrete, brick, stone, blocks, etc.

- Helical Grout is packed in tubs containing the dry powder and liquid, individually packed.
- 3L tub to cover 10m.



GUNPOINT

## Pointing and Grouting Gun Kit

A pointing gun suitable for mortar for pointing walls and tile grouting.

The Kit includes:

- 2 pointing nozzles
- 2 grouting nozzles
- 2 barrels
- Replacement plunger



CE

H61000/KIT5

## TECO Crack Stitching Kit (5 Bar)


H61000/KIT5

A fully certified helical crack-stitching system. A two component system consisting of stainless steel Helical Bar and Helical Grout.

The Kit Contains:

- 5 6mm x 1000mm Helical Bar
- 1 1.5L. tub of Helical Grout
- 1 Crack-Stitching Gun
- 1 Black Plastic Nozzle
- 1 Mixing Paddle
- 1 Finger Trowel

Code	Product
H61000/KIT5	Crack Stitching Kit (5 bar)



## TECO Arris Rail Brackets

AR, ARH, ARM & GAR

A range of Arris Rail Brackets for use with fencing.

### Arris Rail Brackets AR

Suitable for securing arris rails to a square fence post when building a feather edge fence or to repair a broken wooden arris rail to an existing post.

### Handed Arris Rail Brackets (bolt on type) ARH

Suitable for fitting plain unended arris rails to blank posts.


### Mortice Arris Rail Brackets ARM

Used for attaching a standard arris rail to a concrete post.

### Green Arris Rail Brackets GAR

Powder coated, green finish.

Code	Length (mm)	Box Qty.
Pre Galvanised Mild Steel		
<b>ARRIS RAIL BRACKETS</b>		
AR9	230	25
AR12	300	25
<b>HANDED ARRIS RAIL BRACKETS (BOLT ON TYPE)</b>		
ARH	90	25
<b>MORTICE ARRIS RAIL BRACKETS</b>		
ARM	200	20
Pre Galvanised & Powder Coated Green		
<b>GREEN ARRIS RAIL BRACKETS</b>		
GARI2	300	-



## TECO Fencing Clips

TC, FC & GFC

A quick and easy way to secure fence panels and trellis to timber posts or plugged and screwed into masonry.

Code	Product Dimensions (mm) Width	Box Qty.
Pre Galvanised		
<b>TC</b>		
TC32	32	200
TC38	38	200
<b>FC</b>		
FC35	35	-
FC38	38	-
FC44	44	100
FC51	51	100
Pre Galvanised & Powder Coated Green		
<b>GFC</b>		
GFC44	44	100
GFC51	51	100



## TECO Gravel Board Clips & Cleats

GBC

For connecting gravel boards to fence posts.

### GBC Cleats

Two Pin Gravel Board Cleats designed to attach concrete gravel boards to a concrete fence posts.

### GBC Clips

Galvanised Gravel Board Clips for fitting gravel boards securely to fence posts. Available for concrete or timber gravel boards.

Code	Product Dimensions (mm)		Box Qty.
	Width	Length	
Hot Dipped Galvanised			
<b>GRAVEL BOARD CLEAT</b>			
GBC6	-	150	50
GBC12	-	300	25
Pre Galvanised - 1.2mm			
<b>GRAVEL BOARD CLIP</b>			
GBC	25	150	50
GBC50/150	50	150	50
<b>GRAVEL BOARD CLIP - WITH LIP FOR CONCRETE</b>			
GBC50	50	175	50
GBC50/225	50	225	20

## TECO Knee Rail Straps

KR

The TECO Knee Rail Straps are supplied flat or with one bend at 90°. The Knee Rail Strap can then be bent into shape and secured with nails forming a birds mouth strap on site.

Code	Product Dimensions (mm)		Box Qty.
	Width	Length	
Pre Galvanised Mild Steel			
KR46	46	500	50
KR46B	46	250 x 250	50
KR90	90	500	50
KR90B	90	250 x 250	50

## TECO Fencing Post Shoes

PSC, PSU, FB, FCI, FDT, FEX, FRS & FS

A range of fence post supports in both standard and heavy duty.

### Post Shoe - Cake Stand PSC & Post Shoe - U Shoe PSU

6mm thick, heavy duty spun galvanised.

### Fencing Bolt Down Shoe FB

Bolt Down Shoes.

### Fencing Concrete In Shoe FCI

Concrete In Post Shoes for where ground conditions are loose or stony and do not allow the use of a fence spike.

### Fencing Drive Tool FDT

Fencing Drive Tool.

### Fence Post Extender FEX

Fence Post Extender.

### Fencing Repair Spike FRS

Repair Spikes are used to repair a damaged or rotten post set into existing concrete.

### Fencing Spike FS

Spiked Post Shoes to hold fence posts above ground level, suitable for standard soil conditions.

Code	Product Dimensions (mm)			Hole Size	Pack Qty.
	Post Size	Shoe Height	Support Height		
Heavy Duty Galvanised - 6mm					
<b>POST SHOE - CAKE STAND</b>					
PSC	75 x 75 up to 150 x 150	60	130	M10	-
<b>POST SHOE - U SHOE</b>					
PSU	100 x 100	100	115	M10	-
Galvanised & Powder Coated Brown					
<b>FENCING BOLT DOWN SHOE</b>					
FB50	50 x 50	150	-	M10	6
FB75	75 x 75	150	-	M10	6
FB100	100 x 100	150	-	M10	6
<b>FENCING CONCRETE IN SHOE</b>					
FCI75	75 x 75	150	200	-	6
FCI100	100 x 100	150	200	-	6
<b>FENCING DRIVE TOOL</b>					
FDT	min. 75 x 75	-	150	-	-
<b>FENCE POST EXTENDER</b>					
FEX	75 x 75	-	180	M10	6
FEX100	100 x 100	-	180	M10	6
<b>FENCING REPAIR SPIKE</b>					
FRS75	75 x 75	150	300	-	6
<b>FENCING SPIKE</b>					
FS50X450	50 x 50	150	450	-	6
FS75X600	75 x 75	150	600	-	6
FS75X700	75 x 75	150	700	-	6
FS100X700	100 x 100	150	700	-	6



## TECO Fence Panel & Post Brackets

PSB & PWB


### Fence Post Security Bracket PSB

A bracket designed to secure the fence panel securely to the post.

### Fence Post Wall Bracket PWB

To secure the post to the wall.

- Available for 75mm or 100mm posts
- Holed 6mm at 25mm offset centres
- 2.4mm thick



Code	Product Dimensions (mm)	
	Width	
Pre Galvanised - 2.4mm		
<b>PSB</b>		
PSB75	75	
PSB100	100	
<b>PWB</b>		
PWB75	75	
PWB100	100	

## TECO Hand Rail Brackets Kit

HHR

### Pack Contains:

- 4 50 x 50 x 30 wide 2.5mm Brackets
- 8 4 x 40 Pozi Head Wood Screws
- 8 4 x 20 Pozi Head Wood Screws



Code	Product Dimensions (mm)	
	Width	Legs
Stainless Steel 2.5mm		
HHR	30	50 x 50



## TECO Helical Flat Roof Fixings

HFR



HFR

A Helical hammer driven fixing for securing structural 6mm plywood composite insulation board to flat roofs.

- Quick installation, no drilling, no need for screws
- Unique one piece to prevent bending during installation with a large 20mm diameter head.
- High performance with a minimal compression of insulation and improved thermal bridging.
- Approved by the major insulation suppliers
- Unlike a nail, rotates whilst being driven in, eliminating the risk of splitting timber

Code	Product Dimensions (mm)		Rec. Tensile Load (kN)	Maximum Fixture Thickness	Pack Qty.
	Dia.	Length			
<b>Zinc Plated</b>					
HFR135	8	135	0.22	100	Loose
HFR135/25	8	135	0.22	100	Bag of 25
HFR165	8	165	0.22	130	Loose
HFR165/25	8	165	0.22	130	Bag of 25
HFR195	8	195	0.22	160	Loose
HFR195/25	8	195	0.22	160	Bag of 25
HFR220	8	220	0.22	185	Loose
HFR220/25	8	220	0.22	185	Bag of 25

## TECO Helical Warm Roof Fixings

HWR & THWR



HWR

A Helical fixing that is used to secure and sandwich a layer of insulation over the structural roofing timbers in energy efficient buildings.

- Easy and fast installation
- Unlike a nail, it rotates as it is driven, in reducing the risk of splitting or bouncing timbers
- Does not compress insulation or impair thermal performance
- Unique one-piece stainless steel fixing
- Excellent holding performance in tension and compression
- Hammered or power-driven without pre-drilling
- Headless for minimal cold bridging and heat transfer
- Recommended by all the leading insulation manufacturers and tested and endorsed by independent testing authorities
- Roof timbers are kept warm and dry
- Protects against damp and corrosion. Roof tile ventilation is no longer required
- Creates a continuous thermal envelope without cold bridges, improving the thermal efficiency of the property

Code	Product Dimensions (mm)		Pack Qty.
	Width	Length	
<b>Stainless Steel</b>			
HWR125	6	125	100
HWR135	6	135	100
HWR150	6	150	100
HWR160	6	160	100
HWR180	6	180	100
HWR200	6	200	100

Tools	Tool Description
THWR/HAND	Helical Warm Roof Fixing Hand Support Tool
THWR/DRILL	Helical Warm Roof Fixing Power Support Tool



THWR/HAND

THWR/DRILL

## TECO Studding

### STUD

A range of metric studding/threaded bar, suitable for many applications. Supplied as standard in mild steel, high tensile available to order.



STUD

Code	Product Dimensions	
	Dia.	Length (mm)
<b>Bright Zinc Plated (BZP)</b>		
STUDBZPM6	M6	1000
STUDBZPM8	M8	1000
STUDBZPM10	M10	1000
STUDBZPM12	M12	1000
STUDBZPM16	M16	1000
<b>Heavy Duty Hot Dipped Spun Galvanised</b>		
STUDGM10	M10	1000
STUDGM12	M12	1000
STUDGM16	M16	1000
STUDGM20	M20	1000
STUDGM24	M24	1000
<b>Stainless Steel</b>		
STUDSSM8	M8	1000
STUDSSM10	M10	1000
STUDSSM12	M12	1000
STUDSSM16	M16	1000

## TECO Square Plate Washers

### WSQP

Square Plate Washers available in bright zinc plated, heavy duty hot dipped spun galvanised or stainless steel. Suitable for a variety of applications where a heavy washer is required.



WSQP

Code	Hole Size	Product Dimensions (mm)	
		Size	Thickness
<b>Bright Zinc Plated (BZP)</b>			
WSQPBZPM10	M10	50 x 50	3
WSQPBZPM12	M12	50 x 50	3
WSQPBZPM16	M16	50 x 50	3
WSQPBZPM20	M20	50 x 50	3
<b>Hot Dipped Galvanised</b>			
WSQPGM10X50X3	M10	50 x 50	3
WSQPGM10X50X5	M10	50 x 50	5
WSQPGM10X60X5	M10	60 x 60	5
WSQPGM12X50X3	M12	50 x 50	3
WSQPGM12X50X5	M12	50 x 50	5
WSQPGM12X60X5	M12	60 x 60	5
WSQPGM12X75X5	M12	75 x 75	5
WSQPGM12X100X6	M12	100 x 100	6
WSQPGM16X50X3	M16	50 x 50	3
WSQPGM16X50X5	M16	50 x 50	5
WSQPGM16X60X5	M16	60 x 60	5
WSQPGM16X75X5	M16	75 x 75	5
WSQPGM20X50X3	M20	50 x 50	3
WSQPGM20X50X5	M20	50 x 50	5
WSQPGM20X60X5	M20	60 x 60	5
WSQPGM20X75X5	M20	75 x 75	5
WSQPGM20X100X6	M20	100 x 100	6
WSQPGM24X75X5	M24	75 x 75	5
WSQPGM24X100X6	M24	100 x 100	6
<b>Stainless Steel</b>			
WSQPSSM10	M10	50 x 50	3
WSQPSSM12	M12	50 x 50	3
WSQPSSM16	M16	50 x 50	3

## TECO Round Washers

### WSTD, WP & WRD

A full range of washers of varying thicknesses, diameters and finishes suitable for many applications.

#### Standard Round Washers WSTD

Available M6 in bright zinc plated, all other sizes galvanised or stainless steel.

#### Penny Washers WP

Light duty bright zinc plated washers. Minimum diameter 30mm, 1.5mm thick.

#### Heavy Round Washers WRD

Large diameter washers for heavy applications. M20 x 60 x 5 available in bright zinc plated, all other sizes galvanised. Stainless steel to order.



WSTD

WP

WRDG

Code	Hole Size	Product Dimensions (mm)	
		Size	Thickness
<b>Bright Zinc Plated (BZP)</b>			
<b>STANDARD WASHER</b>			
WSTDBZPM6	M6	12	1.5
<b>Heavy Duty Galvanised</b>			
WSTDGM8	M8	16	2
WSTDGM10	M10	20	2.3
WSTDGM12	M12	24	2.5
WSTDGM16	M16	30	3
WSTDGM20	M20	37	3.5
WSTDGM24	M24	44	4.5
<b>Stainless Steel</b>			
WSTDSSM8	M8	17	1
WSTDSSM10	M10	20	1
WSTDSSM12	M12	24	2
WSTDSSM16	M16	30	2
<b>Bright Zinc Plated (BZP)</b>			
<b>PENNY WASHER</b>			
WPM6	M6	≥30	≥1
WPM8	M8	≥30	≥1
WPM10	M10	≥30	≥1
WPM12	M12	≥30	≥1
<b>Bright Zinc Plated</b>			
<b>HEAVY ROUND WASHER</b>			
WRDBZPM20X60X5	M20	60	5
<b>Heavy Duty Hot Dipped Galvanised</b>			
WRDGM8X36X3	M8	36	3
WRDGM10X36X3	M10	36	3
WRDGM10X50X3	M10	50	3
WRDGM10X50X5	M10	50	5
WRDGM10X60X5	M10	60	5
WRDGM12X36X3	M12	36	3
WRDGM12X50X3	M12	50	3
WRDGM12X50X5	M12	50	5
WRDGM12X60X5	M12	60	5
WRDGM12X75X5	M12	75	5
WRDGM16X36X3	M16	36	3
WRDGM16X50X10	M16	50	10
WRDGM16X50X3	M16	50	3
WRDGM16X50X5	M16	50	5
WRDGM16X60X5	M16	60	5
WRDGM16X75X5	M16	75	5
WRDGM16X75X10	M16	75	10
WRDGM20X50X3	M20	50	3
WRDGM20X50X5	M20	50	5
WRDGM20X50X10	M20	50	10
WRDGM20X60X5	M20	60	5
WRDGM20X75X5	M20	75	5
WRDGM20X75X10	M20	75	10
WRDGM24X50X10	M24	50	10
WRDGM24X75X5	M24	75	5
WRDGM24X75X10	M24	75	10

## TECO Nuts

### NUT

A range of bright zinc plated, galvanised and stainless steel hex nuts for use with bolts and studding.



Code	Size
<b>Bright Zinc Plated (BZP)</b>	
NUTFBZPM6	M6
NUTFBZPM8	M8
NUTFBZPM10	M10
NUTFBZPM12	M12
NUTFBZPM16	M16
NUTFBZPM20	M20
<b>Hot Dipped Spun Galvanised</b>	
NUTFGM8	M8
NUTFGM10	M10
NUTFGM12	M12
NUTFGM16	M16
NUTFGM20	M20
NUTFGM24	M24
<b>Stainless Steel</b>	
NUTFSSM8	M8
NUTFSSM10	M10
NUTFSSM12	M12
NUTFSSM16	M16

Always ensure that compatible corrosion resistant fixings are used, i.e. do not use galvanised fixings with stainless steel products or vice versa.

## TECO Annular Ring Shank Nails

### NSS

Stainless Steel Annular Ring Shank Nails for use with stainless steel products or for hardwood or external applications.



Code	Product Dimensions (mm)		Pack Qty.
	Dia.	Length	
<b>Stainless Steel</b>			
NSS30X2.65	2.65	30	250
NSS50X3.35	3.35	50	250
NSS75X3.35	3.35	75	250

## TECO Galvanised Nails

### N

#### Square Twist Nails

Square Twist Nails are ideal for fixing Joist Hangers. The twisted shank gives greater pull out values than a standard round wire nail. Available in two lengths, 30mm and 40mm.

#### Round Wire Nails

Suitable for general joinery applications. Available in a variety of lengths and pack sizes in bright (self colour) steel and galvanised for added durability.



Code	Product Dimensions (mm)		Pack Qty.
	Dia.	Length	
<b>Galvanised</b>			
<b>SQUARE TWIST NAILS</b>			
N5GSTG30	3.75	30	500g Bag
NKG30X3.75	3.75	30	1Kg Bag
NKG40X3.75	3.75	40	1Kg Bag
NBOX30X3.75	3.75	30	25Kg Box
NBOX40X3.75	3.75	40	25Kg Box
<b>ROUND WIRE NAILS</b>			
NKG75X3.75	3.75	75	1Kg Bag
NKG90X4	4	90	1Kg Bag
NKG100X4.5	4.5	100	1Kg Bag
NBOX75X3.75	3.75	75	25Kg Box
NBOX90X4	4	90	25Kg Box
NBOX100X4.5	4.5	100	25Kg Box

## TECO Countersunk Socket Screws

### CSKSG

A Heavy Duty Galvanised Socket Countersunk Screw to give a high tensile grade 10.9 flush finish. Supplied complete with a galvanised hexagon full nut.



CSKSG

Code	Product Dimensions (mm)	
	Dia.	Length
<b>Hot Dipped Spun Galvanised</b>		
CSKSGM8X25	M8	25
CSKSGM8X30	M8	30
CSKSGM8X35	M8	35
CSKSGM8X40	M8	40
CSKSGM8X45	M8	45
CSKSGM8X50	M8	50
CSKSGM10X25	M10	25
CSKSGM10X30	M10	30
CSKSGM10X35	M10	35
CSKSGM10X40	M10	40
CSKSGM10X45	M10	45
CSKSGM10X50	M10	50
CSKSGM10X55	M10	55
CSKSGM10X60	M10	60
CSKSGM12X25	M12	25
CSKSGM12X30	M12	30
CSKSGM12X35	M12	35
CSKSGM12X40	M12	40
CSKSGM12X45	M12	45
CSKSGM12X50	M12	50
CSKSGM12X55	M12	55
CSKSGM12X60	M12	60
CSKSGM16X30	M16	30
CSKSGM16X35	M16	35
CSKSGM16X40	M16	40
CSKSGM16X45	M16	45
CSKSGM16X50	M16	50
CSKSGM16X55	M16	55
CSKSGM16X60	M16	60
CSKSGM20X40	M20	40
CSKSGM20X45	M20	45
CSKSGM20X50	M20	50
CSKSGM20X55	M20	55
CSKSGM20X60	M20	60

## TECO Hex Head Bolts

### XOX & SET8.8

Hexagon Headed Bolts for a variety of applications.



XOX

Code	Product Dimensions (mm)	
	Dia.	Length
<b>Bright Zinc Plated (BZP) Grade 8.8</b>		
<b>HEX HEAD BOLT</b>		
XOXBZPM12X100	M12	100
XOXBZPM12X110	M12	110
XOXBZPM12X130	M12	130
XOXBZPM12X150	M12	150
XOXBZPM12X180	M12	180
XOXBZPM12X200	M12	200
XOXBZPM12X220	M12	220
XOXBZPM12X240	M12	240
<b>Heavy Duty Hot Dipped Spun Galvanised</b>		
<b>SET SCREW</b>		
SET8.8GM8X20	M8	20
SET8.8GM8X25	M8	25
SET8.8GM8X30	M8	30
SET8.8GM8X35	M8	35
SET8.8GM8X40	M8	40
SET8.8GM8X45	M8	45
SET8.8GM8X50	M8	50
SET8.8GM8X55	M8	55
SET8.8GM8X60	M8	60
SET8.8GM8X65	M8	65
SET8.8GM10X20	M10	20
SET8.8GM10X25	M10	25
SET8.8GM10X30	M10	30
SET8.8GM10X35	M10	35
SET8.8GM10X40	M10	40
SET8.8GM10X45	M10	45
SET8.8GM10X50	M10	50
SET8.8GM10X55	M10	55
SET8.8GM10X60	M10	60
SET8.8GM10X65	M10	65
SET8.8GM10X75	M10	75
SET8.8GM10X80	M10	80
SET8.8GM12X20	M12	20
SET8.8GM12X25	M12	25
SET8.8GM12X30	M12	30
SET8.8GM12X35	M12	35
SET8.8GM12X40	M12	40
SET8.8GM12X45	M12	45
SET8.8GM12X50	M12	50
SET8.8GM12X55	M12	55
SET8.8GM12X60	M12	60
SET8.8GM12X70	M12	70
SET8.8GM12X75	M12	75

Code	Product Dimensions (mm)		Code	Dia.	Length	Code	Dia.	Length
	Dia.	Length						
<b>Heavy Duty Hot Dipped Spun Galvanised</b>								
<b>SET SCREW</b>								
SET8.8GM12X80	M12	80	XOXGM12X160	M12	160	XOXGM12X170	M12	170
SET8.8GM16X25	M16	25	XOXGM12X180	M12	180	XOXGM12X190	M12	190
SET8.8GM16X30	M16	30	XOXGM12X200	M12	200	XOXGM12X220	M12	220
SET8.8GM16X35	M16	35	XOXGM12X240	M12	240	XOXGM12X260	M12	260
SET8.8GM16X40	M16	40	XOXGM12X280	M12	280	XOXGM12X300	M12	300
SET8.8GM16X45	M16	45	XOXGM16X65	M16	65	XOXGM16X70	M16	70
SET8.8GM16X50	M16	50	XOXGM16X75	M16	75	XOXGM16X80	M16	80
SET8.8GM16X55	M16	55	XOXGM16X90	M16	90	XOXGM16X100	M16	100
SET8.8GM16X60	M16	60	XOXGM16X110	M16	110	XOXGM16X120	M16	120
SET8.8GM16X70	M16	70	XOXGM16X130	M16	130	XOXGM16X140	M16	140
SET8.8GM16X75	M16	75	XOXGM16X150	M16	150	XOXGM16X160	M16	160
SET8.8GM16X80	M16	80	XOXGM16X170	M16	170	XOXGM16X180	M16	180
SET8.8GM20X30	M20	30	XOXGM16X190	M16	190	XOXGM16X200	M16	200
SET8.8GM20X40	M20	40	XOXGM16X220	M16	220	XOXGM16X240	M16	240
SET8.8GM20X45	M20	45	XOXGM16X260	M16	260	XOXGM16X280	M16	280
SET8.8GM20X50	M20	50	XOXGM16X300	M16	300	XOXGM20X65	M20	65
SET8.8GM20X55	M20	55	XOXGM20X70	M20	70	XOXGM20X75	M20	75
SET8.8GM20X60	M20	60	XOXGM20X80	M20	80	XOXGM20X80	M20	80
SET8.8GM20X70	M20	70	XOXGM20X90	M20	90	XOXGM20X90	M20	90
SET8.8GM20X75	M20	75	XOXGM20X100	M20	100	XOXGM20X100	M20	100
SET8.8GM20X80	M20	80	XOXGM20X110	M20	110	XOXGM20X110	M20	110
SET8.8GM24X50	M24	50	XOXGM20X120	M20	120	XOXGM20X120	M20	120
SET8.8GM24X55	M24	55	XOXGM20X130	M20	130	XOXGM20X130	M20	130
SET8.8GM24X60	M24	60	XOXGM20X140	M20	140	XOXGM20X140	M20	140
<b>Heavy Duty Hot Dipped Spun Galvanised</b>								
<b>HEX HEAD BOLT</b>								
XOXGM8X65	M8	65	XOXGM20X150	M20	150	XOXGM20X150	M20	150
XOXGM8X70	M8	70	XOXGM20X160	M20	160	XOXGM20X160	M20	160
XOXGM8X75	M8	75	XOXGM20X170	M20	170	XOXGM20X170	M20	170
XOXGM8X80	M8	80	XOXGM20X180	M20	180	XOXGM20X180	M20	180
XOXGM8X90	M8	90	XOXGM20X190	M20	190	XOXGM20X190	M20	190
XOXGM8X100	M8	100	XOXGM20X200	M20	200	XOXGM20X200	M20	200
XOXGM8X110	M8	110	XOXGM20X220	M20	220	XOXGM20X220	M20	220
XOXGM8X120	M8	120	XOXGM20X240	M20	240	XOXGM20X240	M20	240
XOXGM8X130	M8	130	XOXGM20X260	M20	260	XOXGM20X280	M20	280
XOXGM8X140	M8	140	XOXGM20X280	M20	280	XOXGM20X300	M20	300
XOXGM8X150	M8	150	XOXGM24X65	M24	65	XOXGM24X65	M24	65
XOXGM10X65	M10	65	XOXGM24X70	M24	70	XOXGM24X75	M24	75
XOXGM10X70	M10	70	XOXGM24X75	M24	75	XOXGM24X80	M24	80
XOXGM10X75	M10	75	XOXGM24X80	M24	80	XOXGM24X90	M24	90
XOXGM10X80	M10	80	XOXGM24X90	M24	90	XOXGM24X100	M24	100
XOXGM10X90	M10	90	XOXGM24X100	M24	100	XOXGM24X110	M24	110
XOXGM10X100	M10	100	XOXGM24X110	M24	110	XOXGM24X120	M24	120
XOXGM10X110	M10	110	XOXGM24X120	M24	120	XOXGM24X130	M24	130
XOXGM10X120	M10	120	XOXGM24X130	M24	130	XOXGM24X140	M24	140
XOXGM10X130	M10	130	XOXGM24X140	M24	140	XOXGM24X150	M24	150
XOXGM10X140	M10	140	XOXGM24X150	M24	150	XOXGM24X160	M24	160
XOXGM10X150	M10	150	XOXGM24X160	M24	160	XOXGM24X170	M24	170
XOXGM10X160	M10	160	XOXGM24X170	M24	170	XOXGM24X180	M24	180
XOXGM10X170	M10	170	XOXGM24X180	M24	180	XOXGM24X190	M24	190
XOXGM10X180	M10	180	XOXGM24X190	M24	190	XOXGM24X200	M24	200
XOXGM10X190	M10	190	XOXGM24X200	M24	200	XOXGM24X220	M24	220
XOXGM10X200	M10	200	XOXGM24X220	M24	220	XOXGM24X240	M24	240
XOXGM10X220	M10	220	XOXGM24X240	M24	240	XOXGM24X260	M24	260
XOXGM10X240	M10	240	XOXGM24X260	M24	260	XOXGM24X280	M24	280
XOXGM10X260	M10	260	XOXGM24X280	M24	280	XOXGM24X300	M24	300
XOXGM10X280	M10	280	XOXGM12X65	M12	65			
XOXGM10X300	M10	300	XOXGM12X70	M12	70			
XOXGM12X65	M12	65	XOXGM12X75	M12	75			
XOXGM12X70	M12	70	XOXGM12X80	M12	80			
XOXGM12X75	M12	75	XOXGM12X90	M12	90			
XOXGM12X80	M12	80	XOXGM12X100	M12	100			
XOXGM12X90	M12	90	XOXGM12X110	M12	110			
XOXGM12X100	M12	100	XOXGM12X120	M12	120			
XOXGM12X110	M12	110	XOXGM12X130	M12	130			
XOXGM12X120	M12	120	XOXGM12X140	M12	140			
XOXGM12X130	M12	130	XOXGM12X150	M12	150			
XOXGM12X140	M12	140						
XOXGM12X150	M12	150						



## TECO Coach Bolts

### CSH

Cup Square Hex Bolts are also referred to as Coach Bolts or Carriage Bolts. They have a dome head with a square underneath for locking into the timber.

- Supplied complete with a hexagon full nut to suit



CSHBZP



CSHG

Code	Product Dimensions (mm)	
	Dia.	Length
<b>Bright Zinc Plated (BZP)</b>		
CSHBZPM6X25	M6	25
CSHBZPM6X40	M6	40
CSHBZPM6X50	M6	50
CSHBZPM6X65	M6	65
CSHBZPM6X75	M6	75
CSHBZPM6X100	M6	100
CSHBZPM8X40	M8	40
CSHBZPM8X50	M8	50
CSHBZPM8X65	M8	65
CSHBZPM8X75	M8	75
CSHBZPM8X100	M8	100
CSHBZPM8X110	M8	110
CSHBZPM8X130	M8	130
CSHBZPM8X150	M8	150
CSHBZPM10X65	M10	65
CSHBZPM10X75	M10	75
CSHBZPM10X100	M10	100
CSHBZPM10X110	M10	110
CSHBZPM10X130	M10	130
CSHBZPM10X150	M10	150
CSHBZPM10X180	M10	180
CSHBZPM10X200	M10	200
CSHBZPM10X220	M10	220
CSHBZPM10X240	M10	240
CSHBZPM12X75	M12	75
CSHBZPM12X100	M12	100
CSHBZPM12X110	M12	110
CSHBZPM12X130	M12	130
CSHBZPM12X150	M12	150
CSHBZPM12X180	M12	180
CSHBZPM12X200	M12	200
CSHBZPM12X220	M12	220
CSHBZPM12X240	M12	240
CSHBZPM12X260	M12	260
CSHBZPM12X280	M12	280
<b>Galvanised</b>		
CSHGM8X25	M8	25
CSHGM8X30	M8	30
CSHGM8X35	M8	35
CSHGM8X40	M8	40
CSHGM8X45	M8	45
CSHGM8X50	M8	50
CSHGM8X55	M8	55
CSHGM8X60	M8	60
CSHGM8X65	M8	65
CSHGM8X70	M8	70

CSHGM8X75	M8	75
CSHGM8X80	M8	80
CSHGM8X90	M8	90
CSHGM8X100	M8	100
CSHGM8X110	M8	110
CSHGM8X130	M8	130
CSHGM8X140	M8	140
CSHGM8X150	M8	150
CSHGM8X160	M8	160
CSHGM8X180	M8	180
CSHGM8X200	M8	200
CSHGM10X25	M10	25
CSHGM10X30	M10	30
CSHGM10X35	M10	35
CSHGM10X40	M10	40
CSHGM10X45	M10	45
CSHGM10X50	M10	50
CSHGM10X55	M10	55
CSHGM10X60	M10	60
CSHGM10X65	M10	65
CSHGM10X70	M10	70
CSHGM10X75	M10	75
CSHGM10X80	M10	80
CSHGM10X90	M10	90
CSHGM10X100	M10	100
CSHGM10X110	M10	110
CSHGM10X120	M10	120
CSHGM10X130	M10	130
CSHGM10X140	M10	140
CSHGM10X150	M10	150
CSHGM10X160	M10	160
CSHGM10X180	M10	180
CSHGM10X200	M10	200
CSHGM10X220	M10	220
CSHGM10X230	M10	230
CSHGM10X240	M10	240
CSHGM10X260	M10	260
CSHGM10X280	M10	280
CSHGM10X300	M10	300
CSHGM12X30	M12	30
CSHGM12X40	M12	40
CSHGM12X45	M12	45
CSHGM12X50	M12	50
CSHGM12X55	M12	55
CSHGM12X60	M12	60
CSHGM12X65	M12	65
CSHGM12X70	M12	70
CSHGM12X75	M12	75
CSHGM12X80	M12	80
CSHGM12X90	M12	90
CSHGM12X100	M12	100
CSHGM12X110	M12	110
CSHGM12X120	M12	120
CSHGM12X130	M12	130
CSHGM12X140	M12	140
CSHGM12X150	M12	150
CSHGM12X160	M12	160
CSHGM12X180	M12	180
CSHGM12X200	M12	200
CSHGM12X220	M12	220
CSHGM12X230	M12	230
CSHGM12X240	M12	240
CSHGM12X260	M12	260
CSHGM12X280	M12	280
CSHGM12X300	M12	300

## TECO Self Tapping Anchors

CS, JAB & TB

A range of Self Tapping Anchors for use in a variety of base materials. The self tapping action provides a positive anchorage in concrete, brick, stone and blocks.

- Concrete screws are sold with a T30 drive bit in each pack and a white cover cap
- Thunderbolts have three head types; countersunk, flanged or hexagon



CS                      JAB                      TBCSK                      TBFLANGE                      TBHEX

Code	Drill Dia. (mm)	Screw Length (mm)	Min Hole Depth (mm)	Max Fixture Thickness (mm)	Rec.Tensile Resistance (kN)	Rec.Sheer Resistance (kN)
<b>Zinc Plated and Yellow Passivated</b>						
<b>CONCRETE SCREW</b>						
CS100/4	6	100	45	60	2.0	2.5
CS120/4	6	120	45	80	2.0	2.5
CS150/4	6	150	45	110	2.0	2.5

Code	Drill Dia. (mm)	Anchor Length (mm)	Min Hole Depth (mm)	Max Fixture Thickness (mm)	Driver Type
<b>Zinc Plated and Yellow Passivated</b>					
<b>ANKER BOLT - HEX HEAD</b>					
JAB08030	8.00	30	55	~	15mm A/F
JAB08075	8.00	75	55	35	15mm A/F
JAB08100	8.00	100	55	60	15mm A/F
JAB10100	10.00	100	70	50	17mm A/F
JAB10150	10.00	150	70	100	17mm A/F
JAB12075	12.00	75	85	15	19mm A/F
JAB12100	12.00	100	85	40	19mm A/F
JAB12150	12.00	150	85	90	19mm A/F

Code	Length (mm)	Drill Dia. (mm)	Hole Depth Embedment (mm)	Max Fixture Thickness (mm)	Clearance Hole (Fixture)	Driver Type
<b>Zinc Plated and Yellow Passivated</b>						
<b>THUNDERBOLT CSK HEAD</b>						
TB05X75CSK	75	5	10	50	7	T25 Torx Bit
TB06X50CSK	50	6	10	20	8	T30 Torx Bit
TB06X75CSK	75	6	10	45	8	T30 Torx Bit
TB06X100CSK	100	6	10	55	8	T30 Torx Bit
<b>THUNDERBOLT FLANGE HEAD</b>						
TB05X50FLANGE	50	5	10	25	7	10mm A/F
TB06X50FLANGE	50	6	10	20	8	10mm A/F
TB06X75FLANGE	75	6	10	45	8	10mm A/F
TB06X100FLANGE	100	6	10	55	8	10mm A/F
<b>THUNDERBOLT HEX HEAD</b>						
TB08X60HEX	60	8	15	20	10	15mm A/F
TB08X75HEX	75	8	15	35	10	15mm A/F
TB08X100HEX	100	8	15	60	10	15mm A/F
TB08X150HEX	150	8	15	110	10	15mm A/F
TB10X60HEX	60	10	20	10	12	17mm A/F
TB10X75HEX	75	10	20	25	12	17mm A/F
TB10X100HEX	100	10	20	50	12	17mm A/F
TB10X150HEX	150	10	20	100	12	17mm A/F
TB12X100HEX	100	12	25	40	14	19mm A/F
TB12X150HEX	150	12	25	90	14	19mm A/F

## TECO Coach Screws

CS

Coach Screws have a coarse single thread, allowing more bite than a standard screw. Used for connecting steel to timber and timber to timber where access on the reverse side is restricted.



CSBZP                      CSG

Code	Product Dimensions (mm)	
	Dia.	Length
<b>Bright Zinc Plated (BZP)</b>		
<b>COACH SCREW BZP</b>		
CSBZPM8X35	M8	35
CSBZPM8X50	M8	50
CSBZPM8X75	M8	75
CSBZPM8X100	M8	100
CSBZPM10X50	M10	50
CSBZPM10X65	M10	65
CSBZPM10X75	M10	75
CSBZPM10X100	M10	100
CSBZPM10X120	M10	120
CSBZPM10X130	M10	130
CSBZPM10X150	M10	150
CSBZPM10X200	M10	200
CSBZPM12X75	M12	75
CSBZPM12X100	M12	100
CSBZPM12X120	M12	120
CSBZPM12X130	M12	130
CSBZPM12X150	M12	150
<b>Galvanised</b>		
<b>COACH SCREW</b>		
CSG1/4X11/2	M6	40
CSG1/4X2	M6	50
CSG1/4X21/4	M6	55
CSG1/4X21/2	M6	65
CSG1/4X3	M6	75
CSG1/4X31/2	M6	90
CSG1/4X4	M6	100
CSG1/4X5	M6	120
CSG5/16X11/2	M8	40
CSG5/16X13/4	M8	45
CSG5/16X2	M8	50
CSG5/16X21/2	M8	65
CSG5/16X3	M8	75
CSG5/16X31/2	M8	90
CSG5/16X4	M8	100
CSG5/16X41/2	M8	110
CSG5/16X5	M8	120
CSG5/16X6	M8	150
CSG3/8X1	M10	25
CSG3/8X11/4	M10	30
CSG3/8X11/2	M10	40
CSG3/8X2	M10	50
CSG3/8X21/2	M10	65
CSG3/8X3	M10	75
CSG3/8X31/2	M10	90
CSG3/8X4	M10	100
CSG3/8X41/2	M10	110
CSG3/8X5	M10	120
CSG3/8X6	M10	150
CSG1/2X11/2	M12	40
CSG1/2X2	M12	50
CSG1/2X21/4	M12	55
CSG1/2X21/2	M12	65
CSG1/2X3	M12	75
CSG1/2X31/2	M12	90
CSG1/2X4	M12	100
CSG1/2X5	M12	120
CSG1/2X6	M12	150
CSG1/2X8	M12	200
CSG5/8X10	M16	250
CSG5/8X3	M16	75
CSG5/8X4	M16	100
CSG5/8X5	M16	120
CSG5/8X6	M16	150
CSG5/8X8	M16	200
CSG3/4X10	M20	250
CSG3/4X3	M20	75
CSG3/4X4	M20	100
CSG3/4X5	M20	120
CSG3/4X6	M20	150
CSG3/4X8	M20	200



TDS

## TECO Timber Drive Screws

### TDS

A heavy duty fixing that requires no pre-drilling. Suitable for many timber to timber applications.

- Heat treated shank for extra strength
- Green organic coating
- Each pack comes complete with driver



Code	Product Dimensions (mm)		Pack Qty.
	Dia.	Length	
<b>Green Organic Coating</b>			
TDS75	7	75	25
TDS100	7	100	25
TDS150	7	150	25
TDS200	7	200	10
TDS250	7	250	10
TDS100/100	7	100	100
TDS150/100	7	150	100
TDS200/100	7	200	100



TMF

## TECO Timber Master

### TMF

Timber Master is a heavy duty fixing for both timber to timber and component to timber applications. It has been specifically designed for ease of use and speed of application when used with a power tool.

- Torx Drive for ease of use and speed with power drills
- Under-head ribbing self countersinking
- Heat treated shank ensures maximum strength

Code	Product Dimensions (mm)		Head Type	Pack Qty.
	Dia.	Length		
<b>Zinc Plated and Yellow Passivated</b>				
TMF08140	8	140	Flanged Head	50
TMF08180	8	180	Flanged Head	50
TMF08220	8	220	Flanged Head	50
TMF08260	8	260	Flanged Head	50
TMF08300	8	300	Flanged Head	50
TMF10140	10	140	Flanged Head	50
TMF10180	10	180	Flanged Head	50
TMF10220	10	220	Flanged Head	50
TMF10300	10	300	Flanged Head	50



WSS

## TECO Stainless Steel Wood Screws

### WSS

Stainless Steel Wood Screws ideal for fixing stainless steel brackets and stainless steel mesh products when used with a stainless steel 18mm diameter washer.



WSS31DM6

Code	Product Dimensions (mm)		Pack Qty.
	Dia.	Length	
<b>Stainless Steel</b>			
<b>WOOD SCREW</b>			
WSS4X20	4	20	200
WSS4X30	4	30	200
WSS4X40	4	40	200
WSS4X70	4	70	100
WSS5X70	5	70	100
WSS5X100	5	100	50
<b>WASHER</b>			
WSS31DM6	M6	18mm Dia	100



DS

## TECO Deck Screws

### DS

Exterior Wood Screw with a green organic coating for a longer life. Ideal for decking and all outdoor applications.

Code	Product Dimensions (mm)		Pack Details
	Dia.	Length	
<b>Green Organic Coating</b>			
DS8X2/200	4	50	Box of 200
DS8X2/500	4	50	Tub of 500
DS8X2.1/2/150	4	65	Box of 150
DS8X2.1/2/350	4	65	Tub of 350
DS10X3/100	5	75	Box of 100
DS10X3/200	5	75	Tub of 200



DWS

## TECO Drywall Screws

DWS

High quality screws designed for fixing plasterboard.

Code	Product Dimensions (mm)		Pack Qty.
	Dia.	Length	
<b>Black Phosphate Finish</b>			
DWS25	3.5	25	1000
DWS32	3.5	32	1000
DWS38	3.5	38	1000
DWS42	3.5	42	1000
DWS50	3.5	50	1000
DWS60	3.5	60	500
DWS75	4.2	75	500
DWS100	4.8	100	100



MFH

## TECO Self Drilling Screws

MFH & WFH

Self drilling screws for fixing to steel.

### Metalfix MFH

Metalfix for steel to steel applications. Hexagon head.

### Woodfix WFH

Woodfix for timber to steel applications. Countersunk head, Phillips no.3 drive.

Code	Product Dimensions (mm)		Point Type (mm)	Steel Thickness (mm)	Max. Fixture Thickness (mm)	Box Qty.
	Thread Dia.	Length				
<b>Zinc Plated</b>						
<b>METALFIX</b>						
MFH55022	5.5	22	4	3.0-6.0	5	100
MFH55032	5.5	32	5	4.0-12.5	5	100
MFH55040	5.5	40	5	4.0-12.5	13	100
MFH55050	5.5	50	5	4.0-12.5	23	100
MFH55060	5.5	60	5	4.0-12.5	33	100
MFH55070	5.5	70	5	4.0-12.5	43	100
MFH55080	5.5	80	5	4.0-12.5	53	100
MFH550100	5.5	100	5	4.0-12.5	70	100
MFH550120	5.5	120	5	4.0-12.5	90	100
<b>METALFIX</b>						
WFH55050	5.5	50	5	4.0-12.5	23	100
WFH55060	5.5	60	5	4.0-12.5	33	100
WFH55070	5.5	70	5	4.0-12.5	43	100
WFH55085	5.5	85	5	4.0-12.5	58	100
WFH55110	5.5	109	5	4.0-12.5	82	100
WFH55120	5.5	120	5	4.0-12.5	92	100



WFH

## TECO Plugs

P

A full range of plugs.



PY

PR

PB



P8X50



PNP



PNNP

Code	Anchor Hole Size (mm)	Length (mm)	Wood Screw Size (mm)	Max. Fixture Thickness (mm)	Min. Hole Depth (mm)	Head Dia. (mm)	Box Qty.	Resistance in any direction (kN)
<b>Standard Plastic Plugs</b>								
<b>ANKERIT YELLOW PLUG</b>								
PY	5	22	2.5 to 5	-	30	-	100	-
<b>ANKERIT RED PLUG</b>								
PR	6	34	3.5 to 5	-	40	-	100	-
<b>ANKERIT BROWN PLUG</b>								
PB	7	37	5 to 6	-	45	-	100	-
<b>Nylon Wall Plugs - Suitable for Solid Base Materials</b>								
<b>WALL PLUG</b>								
P8X40	8	40	5 to 6	-	45	-	100	-
<b>PLUG</b>								
PNP12	12	60	8 to 10	-	70	-	25	-
PNP14	14	70	10 to 12	-	80	-	20	-
<b>Universal Plug - Suitable for Hollow or Solid Base Materials</b>								
<b>NYLON UNIVERSAL PLUG</b>								
P8X50	8	41	4.5 to 6	-	55	-	100	-
<b>Nylon Nail and Push Plugs</b>								
<b>NYLON NAIL PLUG</b>								
PNNP	6	40	-	7	50	13	100	0.1
<b>PUSH PLUG</b>								
PPP	6	35	-	5	45	13	100	0.04



DPM



## TECO Damp Proof Membrane

DPM

Intended for use within solid concrete floors to prevent the rise of moisture or damp through structure flooring.

Suitable for most construction damp proofing requirements. The DPM can be used as either below the slab application, directly below the flooring surface or in a sandwich construction, between base concrete and the screed.

Not recommended for use as a general gas proof barrier system on Brownfield sites or in applications where gases such as radon are present. Manufactured from recycled polythene to meet PIFA and BBA standards.

Code	Product Dimensions (m)		Thickness
	Width	Length	
<b>Colour: Black</b>			
DPM300B	4	25	1200 Gauge/ 300 Micron



DPC



## TECO Damp Proof Course

DPC

Provides damp proof protection, preventing ingress of external moisture. Suitable for brick, block, stone or concrete walls. Suitable for vertical and horizontal applications.

Code	Product Dimensions		Pack Qty.
	Width (mm)	Length (m)	
<b>Produced to BS 6515:84, 500mu</b>			
DPC100/500	100	30	9
DPC112/500	112	30	8
DPC150/500	150	30	6
DPC225/500	225	30	4
DPC300/500	300	30	3
DPC337/500	337	30	3
DPC450/500	450	30	2
DPC600/500	600	30	2



DPIC

## TECO Damp Proof Injection Cream

DPIC

Damp-proofing cream for the treatment of rising damp. Using a simple applicator gun and nozzle, the cream is introduced into pre-drilled holes in the mortar course of the affected masonry. The active ingredients then diffuse into the wall, curing to form a permanent damp-proof layer.

Code	Product	Box Qty.
DPIC	Damp Proof Injection Cream	10



TPSLD



## TECO Temporary Polythene Sheet

TPS

An Eco Light Duty versatile multi purpose polythene sheet intended for a wide range of applications from protecting flooring and equipment through to temporary repairs. Made from recycled polythene, all sheets are waterproof and tear resistant and provide an excellent protective barrier within building environments.

Code	Product Dimensions (m)	
	Width	Length
TPS/LD	4	25



SACKRUBB

## TECO Rubble Sacks

SACKRUBB

Polythene Rubble Sacks provide a strong bag suitable for carrying most construction and building waste. The Polythene Rubble Sacks are made from 100% recycled Polythene in a thick construction which makes them tear resistant and reusable.

Code	Size (mm)	Thickness (Microns)	Box Qty.
SACKRUBB	535 x 820	79	100



## TECO Gallows Bracket

GB

Gallows Brackets provide support when removing an internal chimney breast.



GB

Code	Size (mm)
<b>Painted - Red or Grey Primer</b>	
GB375	375 x 375
GB490	490 x 375


## TECO Herringbone Joist Struts

HB

Herringbone Joist Struts provide the means to prevent sideways movement or the buckling of joists, a simple alternative to the labour intensive traditional timber noggins.



HB



Code	Joist Centres	Strut Length (mm)	Box Qty.
<b>Pre Galvanised - 1mm</b>			
HB400	400	480	50
HB450	450	523	50
HB600	600	680	50
<b>Stainless Steel - 1mm</b>			
HBSS400	400	480	-
HBSS450	450	523	-
HBSS600	600	680	-

## TECO Hip Irons

HI

Scrolled Hip Irons provide a decorative restraint when bedding hip tiles. Available in a range of sizes and finishes. Stainless Steel Hip Irons are available for a superior corrosion resistance.



HI

Code	Product Dimensions (mm)	
	Size	Thickness
<b>Heavy Duty Hot Dipped Spun Galvanised</b>		
HI200/3	200	3
HI240	240	3
HI300/3	300	3
HI300/4	300	4
HI300	300	5
<b>Stainless Steel</b>		
HISS300	300	4

## TECO Z Clips

ZC

The TECO Z Clip is used for fixing I Joists or solid timber as noggings. Interlocking top flange to prevent overlap.



ZC

Code	Clip Depth (mm)	Box Qty.	Characteristic Value (kN) for Eurocode 5	Safe Working Load for BS5268 (kN)		
				Short Term	Medium Term	Long Term
<b>Pre Galvanised Mild Steel</b>						
ZC35	35	200	2.6	1.3	1.25	1.1
ZC38	38	200	2.6	1.3	1.25	1.1
ZC45	45	200	2.6	1.3	1.25	1.1
ZC47	47	200	2.6	1.3	1.25	1.1

## TECO Resin

RESINPS

Polyester Styrene Free Resin designed to aid and add strength when using anchors or fixings, threaded stud installation, internal threaded sockets and rebar. Suitable for use in brickwork, most natural stone & concrete. 300ml tubes supplied with mixer nozzle.



RESIN

Thread Diameter (mm)	Hole Size (mm)	Embedment Depth (mm)	Centre Spacing (mm)	Edge Distance (mm)	Structure Thickness (mm)	Rec. Tensile Resistance (kN)	Rec. Shear Resistance (kN)	Rec. Tightening Torque (Nm)
M8	10	80	145	80	120	6.8	5.1	7
M10	12	90	160	90	135	9.9	8.0	11
M12	14	110	200	110	165	15.0	12.0	25
M16	18	125	220	125	190	17.1	22.3	50
M20	22	170	300	170	250	25.2	34.9	115
M24	26	210	380	210	310	50.8	50.3	140

## TECO Cavity Closer

CCU

Universal Closers for eliminating damp and 'cold bridging' around doors, windows and sills.

- To close the cavity at external doors, window jambs and sills
- To provide thermal insulation
- To provide a DPC at external doors, window jambs or sills



CCU

Code	Size (m)	Pack Qty.
CCU	2.4	10

A	
AB	17
ABG	21
ABLD	17
ABS	21
Alkaline Resistant Render Mesh	26
Anchorbolts	39
Angle Bead	21
Angle Brackets	17
Annular Ring Shank Nails	35
AR	31
Arch Bead	23
Architrave Feature Bead	23
ARFB	23
ARH	31
ARM	31
Arris Rail Brackets	31
ARRM	26

B	
Banding	14
Bead & Mesh	21
Bolt Down Shoe	32
Bolts	36
Brick Reinforcement	24
BZP Nuts	35
BZP Studding	34

C	
Cake Stand	32
Carriage Bolt	38
Cavity Closer	43
CB	17
CCU	43
Chicken Wire	26
Coach Bolts	38
Coach Screws	39
Concealed Flange	11
Concrete Screws	39
Connector Plate	19
Corner Bead	21
Corner Brace	17
Corner Tape	24
Countersunk Socket Screws	36
CP	19
Crack Stitching Kit	30
CS	39
CSH	38
CSKSG	36
CT	24

D	
Damp Proof Course	42
Damp Proof Injection Cream	42
Damp Proof Membrane	42
Deck Screws	40
DL	17
Double Sided Timber Connector	15
Double Triangle Wall Tie	28
DPC	42
DPIC	42
DPM	42
DR	17
Drywall Feature Bead	23
Drywall Screws	41
Drywall Tape	24
DS	40
Du-al-clips	17

DWFB	23
DWS	41

E	
EB	22
Edge Bead	22
EML8x2	25
EMLG	24
EMLS	24
EMLS8X2	25
Engineered Strap	13
ERSG	22
ERSS	22
Expanded Metal Lath Coil	24
Expanded Metal Lath Sheet	25
External Wood Screws	40

F	
FAB	19
Face Fix Hangers	10
FB	32
FBG	14
FBS	14
FC	31
FCI	32
FDT	32
Fence Post Security Bracket	32
Fence Post Wall Bracket	32
Fence Spike	32
Fencing	31
Fencing Clip	31
Fencing Post Shoes	32
FEX	32
FFCPG	20
FFCS	20
FHM	7
FHMR	9
Fishtailed Frame Cramp	20
Fixing Band	14
Fixings	33
Flat Connector Plate	19
Flat Roof Fixing	33
Fly Mesh	24
Frame Cramps	20
Framing Anchor	18
FRS	32
FS	32
Full Nuts	35

G	
Gallows Bracket	43
Galvanised Nuts	35
Galvanised Studding	34
GAR	31
GB375	43
GB490	43
GBC	31
General Purpose Wall Tie	28
GFC	31
Girder Truss Shoes	12
Gravel Board Cleat	31
Gravel Board Clip	31
Grout	30
GTS	12

H	
H	30
H61000/KIT5	30
Hand Rail Bracket Kit	32

Handed Arris Rail Bracket	31
HB	43
HD	13
HDTF	14
Heavy Duty Strap	13
Heavy Duty Wall Tie	28
Helical Bar	30
Helical Flat Roof Fixing	33
Helical Grout	30
Helical Warm Roof Fixing	33
Herringbone Joist Strut	43
Hex Head Bolts	36
Hex Mesh	26
HFR	33
HG3	30
HHR	32
HI	43
Hip Iron	43
HM900	26
Horizontal Restraint Strap	13
Housing Tie	28
HWR	33
HWTI	11
HWTNT	11

I	
I Joist Hangers	6
Insect Mesh	24

J	
JAB	39
Joist Hangers	3

K	
Knee Rail Straps	31
KR	31

L	
Ladder Mesh	26
Lath	25
LD	13
LDTF	14
Light Duty Strap	13
LL450	5
LL600	5
LMS	26
Lock Plates	7
Long Leg Joist Hangers	5

M	
Masonry Joist Hangers	7
Masonry Return Joist Hangers	9
Masonry Straddle Hangers	9
MB	22
Mechanical Remedial Wall Tie	29
Mending Plate	19
Metafix	41
MFH	41
MFM	10
MFT	10
MGTS	12
MINI	3
Mini Girder Truss Shoe	12
Mini Joist Hangers	3
Mini Mesh	21
MINI MINI	3
Mini Shortleg	4
MINISS	3

MMG	21
MMINI	3
Mortice Arris Rail Bracket	31
Movement Bead	22
Movement Tie	29
MP	19
MSL	4
MT	29
Mudguard Washers	34
Multifunctional Face Fix Hanger	10

**N**

N	35
Nail Plates	19
NP	19
NSS	35
NUT	35
Nylon Nail Plugs	41

**P**

P	41
PABG	21
Party Wall Strap	14
PB	21
PBAR	23
PBERS	22
PBPS	21
Penny Washers	34
Plaster Stop Bead	21
Plastic Bead	21
Plate Washers	34
Plugs	41
Pointing & Grouting Gun Kit	30
Post Shoe	32
Premier Angle Bead	21
PSB	32
PSC	32
PSG	21
PSS	21
PSTCG	21
PSU	32
Push Plugs	41
PWB	32
PWS	14
Pye Truss Clip	12

**R**

Remedial Tie	29
Remedial Wall Tie Tools	29
Render Mesh	26
Render Stop Bead	22
Repair Spike	32
Resin	43
RESINPS	43
Restraint Straps	13
Return Hangers	9
Rib Lath	25
RL	25
Round Washers	34
Round Wire Nails	35
Rubble Sacks	42

**S**

SACKRUBB	42
Safety End Frame Cramp	20
SBG	21
SCAFF	14
Scaffold Board End Band	14

Screw Ties	20
Scrim Tape	24
Self Drilling Screws	41
Self Tapping Anchors	39
Self Tapping Screws	41
Set Screws Galvanised	36
SET8.8	36
SFT	20
Shadow Bead	23
Shear Plate	16
SHORTLEG	4
Shortleg	4
Single Piece Joist Hanger	7
Single Sided Timber Connector	15
Skim Bead	21
Soffit Vent Mesh	24
Sole Plate Anchor	18
Sole Plate Channel	18
SP	18
SP40	17
SPC	18
Split Ring	16
SPTC	16
Square Plate Washers	34
Square Twist Nails	35
SRTC	16
SST	27
ST	20
Stainless Steel Nails	35
Stainless Steel Nuts	35
Stainless Steel Studding	34
Stainless Steel Washers	40
Stainless Steel Woodscrews	40
Standard Washers	34
Starter Kit	27
Starter Ties	27
STD	4
STDSS	4
Straddle Hangers	9
Stretcher Plate	17
STUD	34
Studding	34
SVM	24

**T**

TAPEDW	24
TBCSK	39
TBFLANGE	39
TBHEX	39
TC	31
TCDS	15
TCP	12
TCSS	15
TCW	12
TDS	40
Tee Plate	19
Temporary Polythene Sheet	42
TFT	29
The Ron Sammons	13
Thin Coat Plaster Stop	21
Threaded Bar	34
Thunderbolts	39
THWR	33
Ties	28
TIJ	6
TIJ-F	6
TIJ-T	6
Timber Connector	15
Timber Connector Tools	15

Timber Drive Screws	40
Timber Frame Strap	14
Timber Frame Ties	29
Timber Master	40
Timber to Masonry Hangers	7
Timber to Timber Hangers	4
TMF	40
Tooth Plate	15
TP	19
TPS	42
Traditional Restraint Straps	13
Trellis Clip	31
TRS	13
Truss Clips	12
TUNI	18
TWTR	29

**U**

U Shoe	32
Universal Framing Anchor	18
Universal Plug	41

**V**

Vertical Restraint Strap	13
--------------------------	----

**W**

Wall Plugs	41
Wall Tie Insulation Clip	29
Wallstarter	27
Warm Roof Fixing	33
Washers	34
Waterbar	14
WB	14
WBT	20
Welded Masonry Joist Hanger	7
Welded Masonry Return Hanger	9
WFH	41
Window Board Tie	20
WM	7
WNT	4
Woodfix	41
Woody Mini	3
Woody No Tag	4
Woody Standard	4
Woody Truss Clip	12
WP	34
WR	9
WRD	34
WS	9
WSQP	34
WSS	40
WST	27
WSTD	34
WSTV	27
WT	28
WTDI	28
WTGP	28
WTIC	29
WTR	29
WTTI	28

**X**

XOX	36
-----	----

**Z**

ZC	43
Z-Clips	43

All copyright, trademarks and unregistered design rights for the products detailed in this catalogue are the property of Ron Sammons Ltd. We reserve the right to amend specification without prior notification as part of our continuous development programme. For a copy of our standard terms & conditions of sale and the latest information regarding TECO products please refer to our website.



## Special Products

TECO can manufacture non-standard items to any design and size required. Products or sizes not included in this catalogue will be regarded as non-standard 'specials'. Special products must be designed by the customer and then manufactured by TECO in accordance to customer specifications. TECO cannot and does not make any representations regarding the suitability of use or load carrying capacities of specials.



## Hanger Size

Unless specifically requested, 50mm Joist Hangers may be supplied 47mm wide to reflect the changes in timber sizes.

If 50mm is required for refurbishment work, please ensure this is clearly stated at the time of order.




## Safe Working Loads (SWL)

Where appropriate, products are tested by CERAM

Research Ltd Notification Body No. 1289.

Calculations and assessments are by C4Ci Ltd.



## Health & Safety

Handling of materials must comply with the Manual Handling Operations Regulations. Protective gloves should be worn as there may be risk of cuts from sharp edges.



## Installation

Products must be installed correctly to prevent risk of failure. For further details on installation please visit our website or contact TECO.



## Delivery

TECO's efficient manufacturing process and consistent stock levels ensure a prompt delivery. We offer a wide range of delivery services which include our own vans. Whether you need a same day courier, overnight service, or just a standard 3 to 4 day service, TECO can accommodate.




## Boxing & Labelling

TECO boxes are designed for light lift and minimal air content to maximise shelf space.

We aim to make our labelling as informative as possible.

Our CE labels give additional product information to help the installer.

TECO offer all products barcoded if required.



## Technical Services

Literature and Samples are available upon request.

For more information, please call our sales team on **01273 423983**

## Opening times


Our offices are open:

Monday to Thursday 7:00am – 5:00pm

Friday 7:00am – 4:30pm




www.tecoproducts.co.uk



 TECO Building Products  
Ron Sammons Ltd,  
Wellington Road,  
Portslade, Brighton,  
East Sussex, BN41 1DN

 [sales@tecoproducts.co.uk](mailto:sales@tecoproducts.co.uk)

 01273 423 983

 01273 410 074

 [www.tecoproducts.co.uk](http://www.tecoproducts.co.uk)