



Doors just got  
**interesting**

Steel frames from  **rema** @  **HALSPAN**<sup>TM</sup>



Let your  
imagination  
run riot



## Architects...

...have you ever wished that doors were a bit more flexible? Putting a timber door in a timber frame or a steel door in a steel frame is perfectly serviceable, of course, but it doesn't exactly inspire the imagination.


Which is why Halspan, one of the world's leading suppliers of quality door components, has teamed up with Italian steel frame specialists Rema to bring you a new concept in door design.

Combining the best in Italian style with Halspan's flair for innovation, our timber or glass door/steel frame solution offers unprecedented flexibility.




All frames are available in a wide variety of finishes from Stainless Steel to any RAL colour. All frames have been tested in various applications and ratings. Please refer to Halspan technical manual for fire and acoustic performance.

**See what's possible...**



Easy Frame Square wih Door



# Applications

Available in a wide range of finishes and suitable for a host of applications, from external to swimming pools and laboratory/clean room environments.

Radiused Frame



Sliding Frame




Standard Frame with Shadow Groove



Split Frame



Frame with door closer



Standard Frame featuring groove seal



Split frame featuring groove seal



# Applications

» Schools and Education Facilities

» Leisure and Sports Centres

» External

» Laboratories and Clean Rooms

» Swimming Pools

» Hospitals and Secure Units

» Airports

» Commercial and Public Buildings

» Retail



Ideally Suited for Swimming Pools



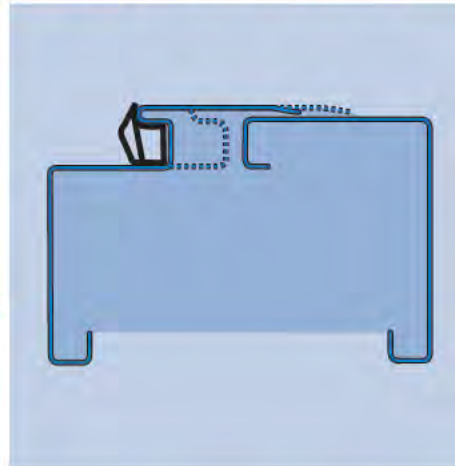
Edge Protection

Choose from a range of different frames and shapes, offering you as much design flexibility as you like.

# Options for Steel Frames



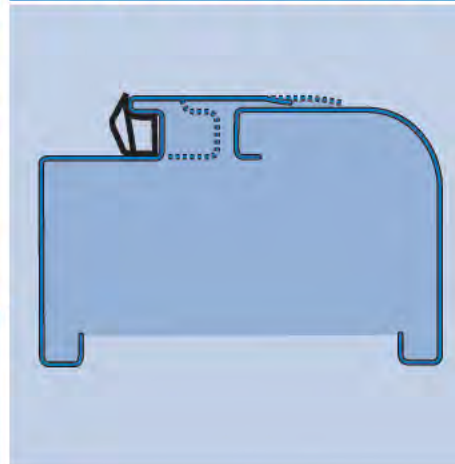
## SPLIT FRAME SQUARE



- Flexible telescopic design: adjustable  $-5\text{mm}/+20\text{mm}$
- Fully welded
- Pre-finished on-site
- Rapid installation
- Powder coated finishes
- Simpler fixing options
- Retro-installation



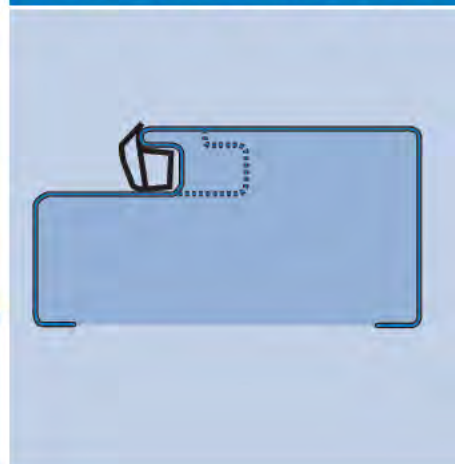
## SPLIT FRAME ROUNDED



- Flexible telescopic design: adjustable  $-5\text{mm}/+20\text{mm}$
- Fully welded
- Pre-finished on-site
- Rapid installation
- Powder coated finishes
- Simpler fixing options
- Retro-installation



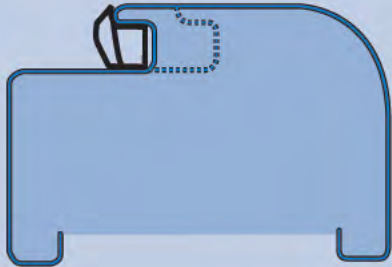
## STANDARD FRAME SQUARE



- Fully welded
- Pre-finished on-site
- Rapid installation
- Powder coated finishes
- Simpler fixing options
- Retro-installation




## STANDARD FRAME ROUNDED



- Fully welded
- Pre-finished on-site
- Rapid installation
- Powder coated finishes
- Simpler fixing options
- Retro-installation



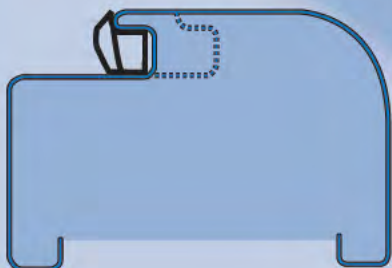
## EASY FRAME SQUARE



- Knockdown form
- Easy transport, stocking and handling on-site
- Pre-finished on-site
- Rapid installation
- Powder coated finishes
- Simpler fixing options
- Retro-installation



## EASY FRAME ROUNDED



- Knockdown form
- Easy transport, stocking and handling on-site
- Pre-finished on-site
- Rapid installation
- Powder coated finishes
- Simpler fixing options
- Retro-installation




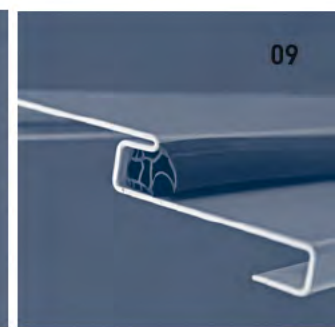


Whatever kind of profile you're after, from minimalist to chunky, you'll find it at rema@HALSPAN.

## Optional Extras



01. Rounded profile with no hard edges – ideal for schools, crèches, nurseries, old peoples' homes and leisure centres, since it has been specially designed to avoid squashing fingers.
02. Twice rebated frames with a chrome finish.
03. Double rebated frame section.
04. Easy/Standard Frame with shadow groove.
05. Split Frame showing a door hung on top and bottom pivots.
06. Woodgrain effect finish on a steel frame.
07. Glass door hung in a radiused Easy/Standard Frame.
08. Slimline Frame – minimalist interior design.
09. Slimline Frame – minimalist interior design.







- 10. Radiused Split Frame with stainless steel edge protection. The plate can either be replaced or permanently welded. Ideal for hospitals and warehouses where the jambs take the impact from trolleys.
- 11. Cut in frame section where floor is raised or curved. Cut can be square or radiused.
- 12. Easy/Standard Frame showing stainless steel edge protection. The plate can either be replaced or permanently welded. Ideal for hospitals and warehouses where the jambs take the impact from trolleys.






# Finishes


- 01. Polish Chrome
- 02. Polyester Powder Coated
- 03. Wood Grain Effect
- 04. Stainless Steel Finish





Tell us how you'd like them finished: frames in stainless steel, powder coated or covered in PVC; doors in a choice of veneer, plastic laminate, paint or PVC with or without glazed panels.





Recessed for square hinge type

Recessed for Electric strike and fitted into frame

# Ironmongery

All Steel frames are accurately prepared for Ironmongery to your choice.

All frames can also be prepared for closers for the pull or push side. We recommend all flushbolt preparation to be done on site.



Frame prepared for single or double action pivots.

Compatible  
locks & strikes






Back of frame showing Electric Strike Plate preparation



Recessed radiused type hinge fitted onto Steel frame and timber door.



Radiused Strike plate recessed and fitted onto frame



# Installation

Installing our Standard Frame is simplicity itself. As the names suggest, our Split and Easy Frames are even easier.

The following step-by-step guides show you how.

## INSTALLATION OF A SPLIT FRAME



1. Fit the door side [Face] to the structural opening
2. Once plumb, pack fixing points and screw into place. Fixings (screws/bolts) should be appropriate to the wall construction
3. Introduce the reverse of the frame to the face
4. Fix through stop section to anchor the two halves together. Fit the compression seal. This silences the door leaf when it is shut
5. Dress the frame/wall interface as necessary

## INSTALLATION OF A EASY FRAME



1. Dry assemble three-piece frame and set into wall
2. Once plumb, fix frames at the mitres
3. Fix through the fixing points and hang the door leaf. Screws/bolts should be appropriate to the wall construction
4. Dress the frame/wall interface as necessary




## Design

The rema@HALSPAN solution is all about design flexibility. So we welcome your ideas and challenges.

Where a complete doorset solution is required, we offer a full range of services – everything from technical consultation to computer aided design and manufacture.








## Manufacture

Our manufacturing plant is equipped with state-of-the-art machinery, all geared towards delivering high quality at a low cost to you.

Each and every product is checked, assembled and tested prior to despatch.






## Packaging

To ensure that every item reaches you in the same condition it leaves us, we're meticulous about our packaging.

Every product is packed securely using plastic wrapping.





# Project List

Here is a small selection of projects that Halspan and Rema have worked on both in the UK and Internationally.

## UK Projects

**South Essex College**, Student Accommodation, Southend-On-Sea

**Egg Bank Plc**, Derby

**BMW Showroom**, High Wycombe

**Infineum Project**, Oxfordshire

**University of Wolverhampton**, Innovation Centre, Telford

**Queen Mary School of Medicine**, London

**National Air Traffic Control**, Sussex

**West Yorkshire Police Accommodation**, Bradford

**GLA Ken Livingstone's Office**, London

**Crèche**, London

## International Projects

**St Vincent Hospital**, Dublin

**Bologna Football Stadium**, Italy

**Leipzig Airport Tower**, Germany

**Vodafone, Dusseldorf**, Germany

**BMW, Berlin**, Germany

**National Bank**, Vienna, Austria

**Ramada Hotel**, Turkey

**Cancer Research Centre**, Heidelberg, Germany



 @ 

Muirhouses,  
Bo'ness,  
Edinburgh  
EH51 9SS

Tel: +44 (0)1506 827 538  
Fax: +44 (0)1506 825 996  
Email: [rema@halspan.com](mailto:rema@halspan.com)  
Website: [www.halspan.com](http://www.halspan.com)

Glass supplied by [InterGlaze@Halspan](mailto:InterGlaze@Halspan)  
Veneer supplied by [CSM Veneers@Halspan](mailto:CSM Veneers@Halspan)

Rema, InterGlaze and Halspan are all  
trademarks of Halspan Ltd.