

Intake, Class or Group Comparison Report



Year 6; Helen's group; Helen's 2nd group; 2010-2011

PIRA 6 Autumn

Most recently taken 21st November 2016

Report generated 5th June 2017

Year 6

	No. Pupils	Min SS	Max SS	Mean SS	Hodder Scale
Girls	6	74	110	96	4.1
Boys	9	93	114	102.8	4.5
All pupils	15	74	114	100.1	4.3

Helen's group

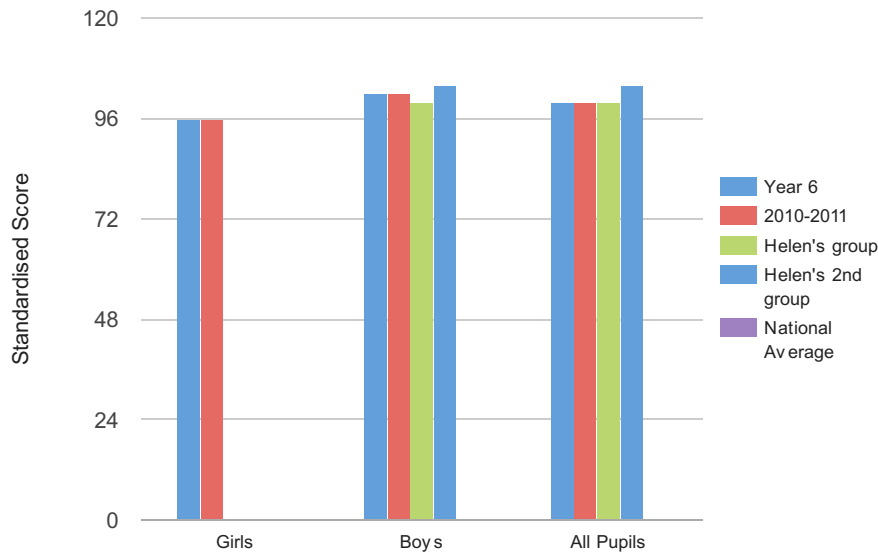
	No. Pupils	Min SS	Max SS	Mean SS	Hodder Scale
Girls	0	0	0	0	0
Boys	3	93	108	100.3	4.3
All pupils	3	93	108	100.3	4.3

Helen's 2nd group

	No. Pupils	Min SS	Max SS	Mean SS	Hodder Scale
Girls	0	0	0	0	0
Boys	2	100	108	104	4.6
All pupils	2	100	108	104	4.6

2010-2011

	No. Pupils	Min SS	Max SS	Mean SS	Hodder Scale
Girls	6	74	110	96	4.1
Boys	9	93	114	102.8	4.5
All pupils	15	74	114	100.1	4.3




National Average

Score
All pupils 0

Key

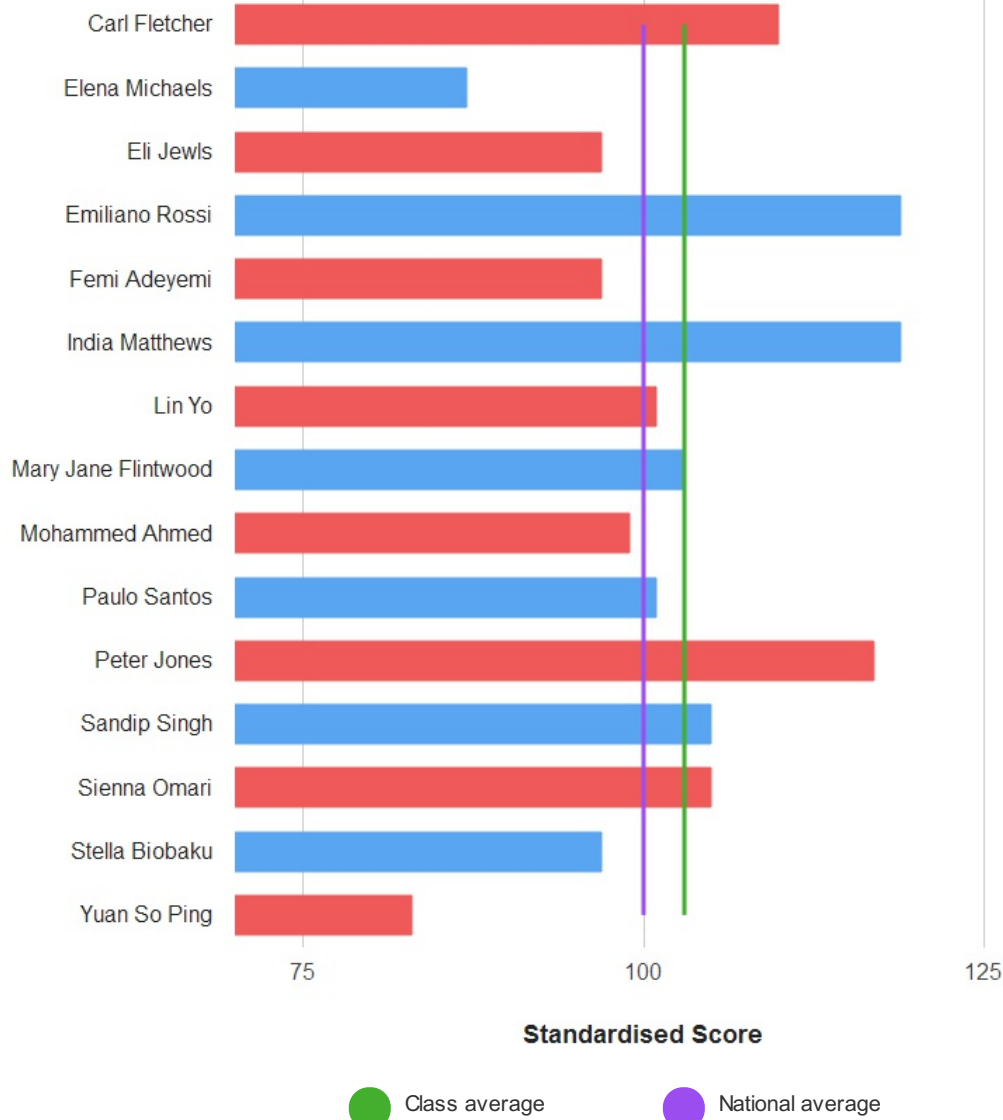
 **Lowest value across these groups**

 **Highest value across these groups**

SS Standardised Score

Standardised Score

	No. Pupils	Average Age	Minimum	Maximum	Median	Standard deviation	Group Average	National Average
Boys	7	9:5	83	119	101	12	104	N/A
Girls	8	9:6	87	119	101	9	102	N/A
All Students	15	9:6	83	119	101	10	103	100



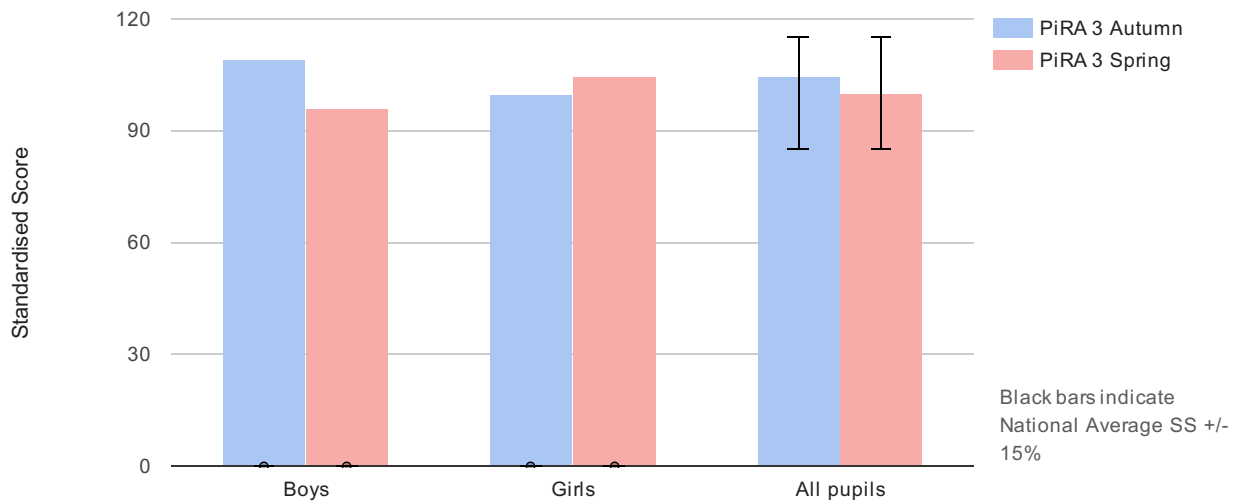
PiRA3 Autumn

	No. Pupils	Min SS	Max SS	Mean SS	Hodder Scale	Nat. av'ge
Girls	7	82	120	99.6	2.7	N/A
Boys	8	89	120	109.1	3	N/A
All pupils	15	82	120	104.7	2.8	100

*SS: Standardised Score Nat. av'ge: National average

PiRA3 Spring

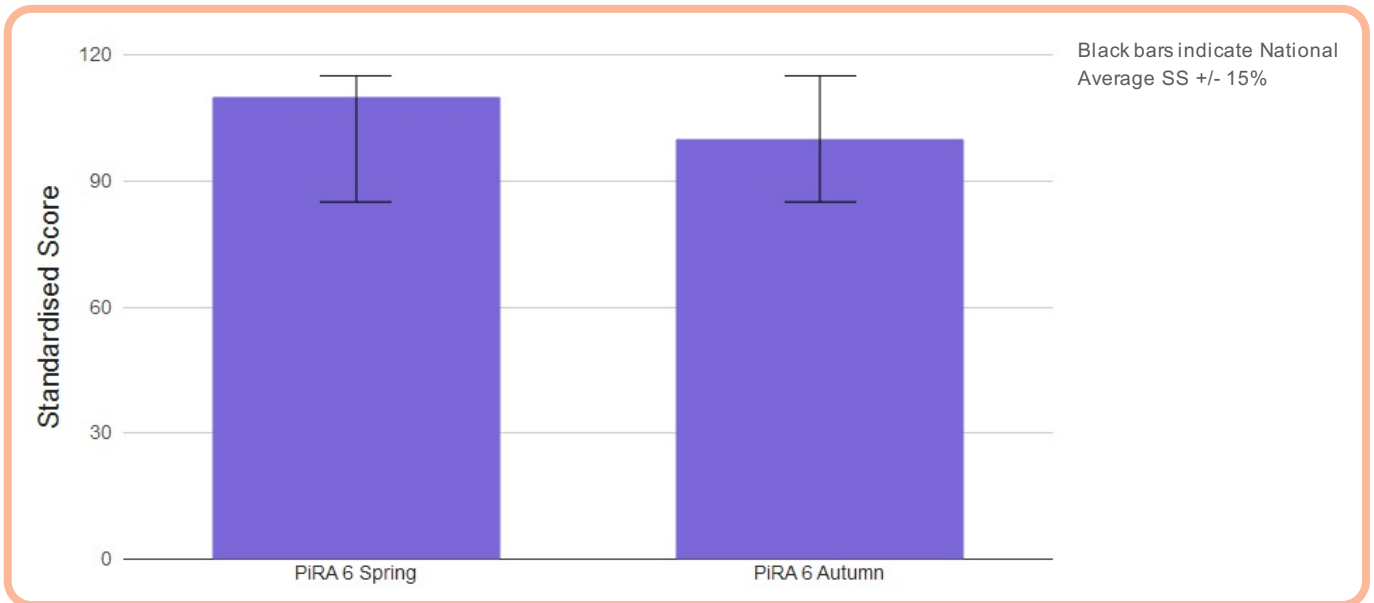
	No. Pupils	Min SS	Max SS	Mean SS	Hodder Scale	Nat. av'ge
Girls	7	96	117	104.6	3.1	N/A
Boys	8	80	117	96.1	2.7	N/A
All pupils	15	80	117	100.1	2.9	100



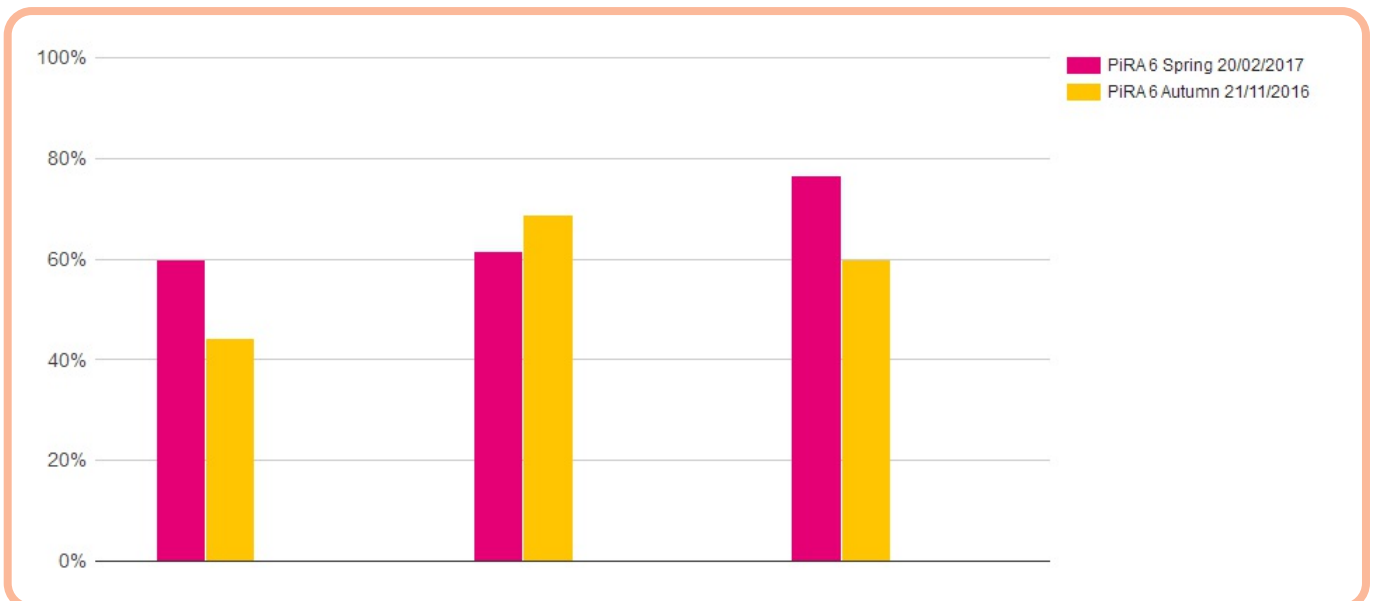
Pupil details

Intake year: 2010-2011
Class: Year 6
Member of: Helen's group; Helen's 2nd group

Overall performance



Strand performance



Overall performance

	Test date	Age at time of test	Raw score	National Average SS	SS*	Age-SS †	Percentile	Hodder Scale score	Reading Age
PiRA 6 Spring	20/02/2017	11:3	27	100	110	105	63	4.9	12:4
PiRA 6 Autumn	21/11/2016	11:0	24	100	100	98	45	4.3	10:10

*SS: Standardised Score † Age-SS: Age-Standardised Score

Strand performance

	Test Date	Making inference including prediction	Comprehension	Language, structure and presentation
PiRA 6 Spring	20/02/2017	6/10	8/13	13/17
PiRA 6 Autumn	21/11/2016	4/9	11/16	9/15

Ben Collins

PIRA 6 Spring

Last taken 20th February 2017

Report generated 5th June 2017

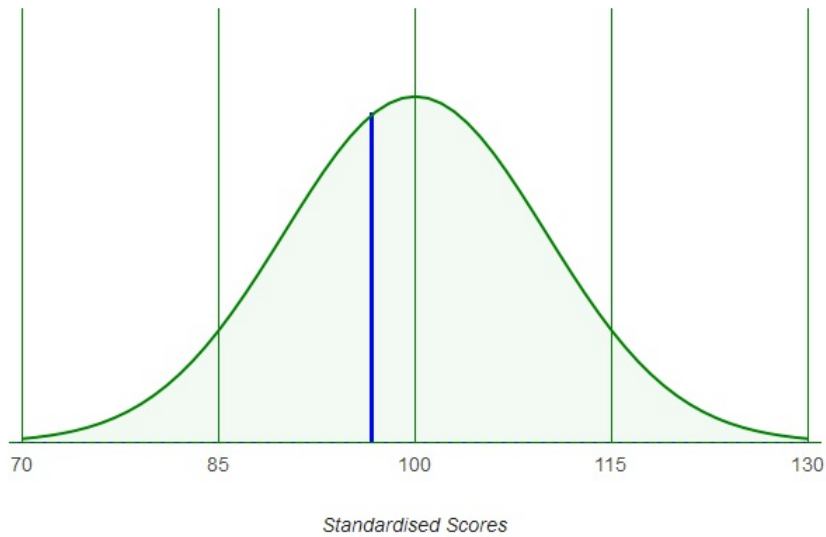
Pupil details

Intake year: 2010-2011

Class: Year 6

Member of:

Overall performance

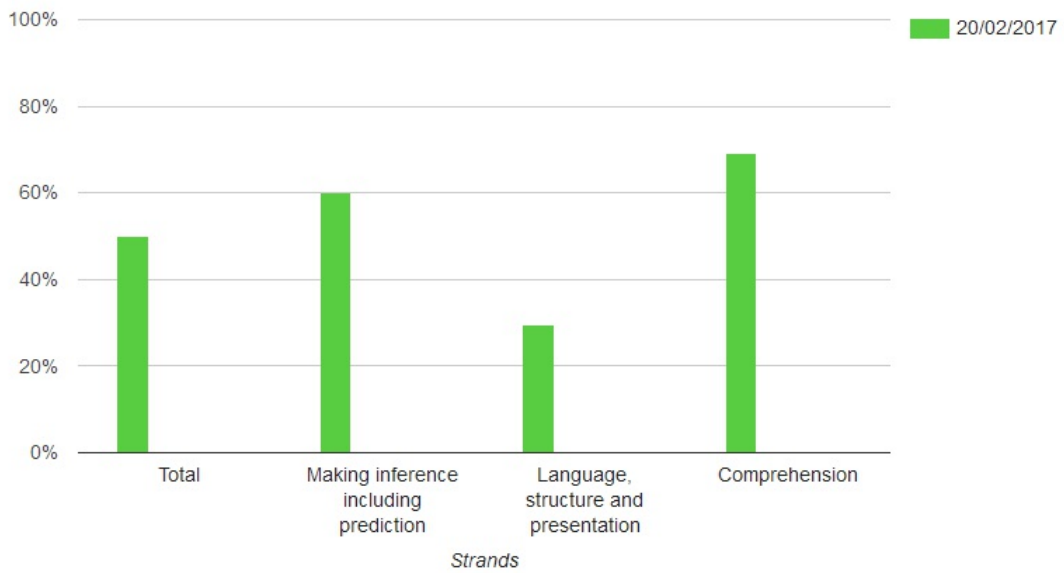


Test date	Age at time of test	Raw score	Average score	SS	Age-SS	Percentile	Hodder Scale score	Reading Age	Concern?
20/02/2017	11:3	20	21.9	97	94	34	4.1	10:4	No

SS: Standardised Score Age-SS: Age-Standardised Score



Strand performance



	Test Date	Making inference including prediction	Language, structure and presentation	Comprehension
PiRA 6 Spring	20/02/2017	6/10	5/17	9/13

Predicted Hodder Scale scores

This test

4

PiRA 6 Summer

4.1

Intake, Class or Group Listing Report


















 2011-2012

PiRA 5 Autumn

Most recently taken 21st November 2016

Report generated 5th June 2017

First Name	Last Name	Date of Test	Age at test	Reading Age	Raw Score	SS	Age-SS	%ile	Concern?	Making inference including prediction (3)	Language, structure and presentation (20)	Comprehension (17)
Femi	Adeyemi	 21/11/2016	10:0	10:2	23	100	101	52	No	0	12	11
Mohammed	Ahmed	 21/11/2016	9:6	>11:0	34	121	127	96	No	3	16	15
Stella	Biobaku	 21/11/2016	9:8	9:11	21	96	102	55	No	2	10	9
Carl	Fletcher	 21/11/2016	10:2	9:11	21	96	97	42	No	1	12	8
Mary Jane	Flintwood	 21/11/2016	9:2	10:3	24	101	111	77	No	0	12	12
Eli	Jewls	 21/11/2016	9:7	10:5	25	103	108	70	No	1	13	11
Peter	Jones	 21/11/2016	10:2	9:8	19	92	94	34	No	2	5	12
India	Matthews	 21/11/2016	10:0	9:9	20	94	97	42	No	0	9	11
Elena	Michaels	 21/11/2016	9:4	>11:0	31	115	122	93	No	1	15	15
Sienna	Omari	 21/11/2016	9:2	8:10	13	80	96	40	No	1	7	5
Yuan So	Ping	 21/11/2016	9:6	10:0	22	98	105	63	No	2	10	10
Emiliano	Rossi	 21/11/2016	10:1	10:5	25	103	103	58	No	0	13	12
Paulo	Santos	 21/11/2016	9:3	10:5	25	103	112	78	No	1	11	13
Sandip	Singh	 21/11/2016	9:11	10:6	26	105	106	66	No	1	14	11
Lin	Yo	 21/11/2016	9:5	10:9	28	109	115	84	No	2	16	10

SS: Standardised Score Age-SS: Age-Standardised Score %ile: Percentile

Numbers in brackets indicate maximum marks available

Average

23.80

101.07

1.13

11.67

11.00





Average strand performance

