

THE COLLECTION

20
18

CHAIRS
BARSTOOLS
LOUNGE &
BENCHES
TABLES
TERRACE



SATELLIET[®]
indoor | outdoor | furniture





MEER EIGEN PRODUCT ONTWIKKELING IS EEN LOGISCHE STAP!

Robin Willemse
Purchase Director, Satelliet Meubelen



Natuurlijk zijn al onze meubelen hospitality proof; ze kunnen tegen een stootje. Maar voor ons in het collectieteam is het design minstens zo belangrijk. Met de juiste look & feel straal je uit wie je bent!

Om dat te bereiken werken we steeds vaker met zelfstandige ontwerpers. Wij inspireren hén door onze kennis van de markt en van de productiemogelijkheden. Zij inspireren óns om continue te blijven vernieuwen. Een samenwerking die leidt tot uitbreiding van onze succesvolle meubelcollectie met exclusieve designs.

It goes without saying that all our furniture is hospitality proof; they have demonstrated their resilience. The design however is equally important for us, the collection team. The right look & feel shows who you are!

To achieve that, we collaborate more and more with independent designers. We inspire them with our knowledge of the market and production possibilities. They inspire us to innovate continuously. This collaboration leads to the expansion of our successful furniture collection with exclusive designs.



INHOUD

STOELEN <i>CHAIRS</i>	7
BARKRUKKEN <i>BARSTOOLS</i>	55
LOUNGE & BANKEN <i>LOUNGE & BENCHES</i>	69
TAFELS <i>TABLES</i>	87
TERRAS <i>TERRACE</i>	103
INDEX	131
LOOK & FEEL	139



LOOK & FEEL COLLECTION

ONZE HUISCOLLECTIE STOFFEN EN STALEN
VINDT U ACHTERIN DEZE CATALOGUS

FOR FABRIC AND FINISHES SEE THE LOOK & FEEL
COLLECTION AT THE BACK OF THIS BOOK

VERKLARENDE SYMBOLEN

AC	ARMCHAIR	MS	MIDDLE HIGH STOOL
B	BENCH	MT	MIDDLE HIGH TABLE
BA	BENCH WITH ARMSUPPORT	MTB	MIDDLE HIGH TABLE BASE
HB	HIGH BENCH	REC	RECTANGLE
HIGH	HIGH BACK	RND	ROUND
HS	HIGH STOOL	SB	SUN BED
HT	HIGH TABLE	SC	SIDE CHAIR
HTB	HIGH TABLE BASE	SQ	SQUARE
LAC	LOUNGE ARMCHAIR	STCK	STACKABLE - THIS PRODUCT IS AVAILABLE IN A STACKABLE AND NON-STACKABLE VERSION
LB	LOUNGE BENCH	T	TABLE
LBA	LOUNGE BENCH WITH ARMSUPPORT	TB	TABLE BASE
LOW	LOW BACK	WB	WITH BACK
LSC	LOUNGE SIDE CHAIR	XL	THICKER SEAT
LT	LOW TABLE		
LTB	LOW TABLE BASE		

⊏	TOTAL HEIGHT	⊞	STACKABLE
⊏	DEPTH	⊙	OUTDOOR
⊏	WIDTH	⊞	SATELLIET COLLECTION
⊏	SEAT HEIGHT		

T H E C O L L E C T I O N



CHAIRS





GALVANITAS S-17 SC



GALVANITAS S-17 SC



GALVANITAS S-17 SC



GALVANITAS S-17 SC



GALVANITAS S-17 TB | GALVANITAS S-17 SC



GALVANITAS S-17 AC



GALVANITAS S-17 HS



GALVANITAS S-17 SC



GALVANITAS S-17 SC



GALVANITAS S-17 AC
 GALVANITAS S-17 HS
 GALVANITAS S-17 SC
 GALVANITAS S-17 TB

82	62	56	44	•
115	62	54	78	•
80	50	54	46	•
74		70		



S
CANTINE HS



S
CANTINE SC



S
CANTINE SC



S
PRESS HS



S
PRESS SC



S
PRESS SC



EDO HS



EDO SC



BRIGHTON HS



BRIGHTON SC

H H A H S

BRIGHTON HS	105	51	43	80
BRIGHTON SC	87	67	44	46
CANTINE HS	116	53	52	80
CANTINE SC	84	54	46	46
EDO HS	110	55	40	80
EDO SC	84	64	45	46
PRESS HS	116	53	52	80
PRESS SC	84	67	44	43

•
•
•
•



S
FREDRIC SC



S
FREDRIC SC



S
FREDRIC SC



S
FREDRIC AC



S
FREDRIC SC



S
FREDRIC AC



S
FREDRIC AC



FREDRIC AC
FREDRIC SC

81 66 58 47
81 66 45 47

•
•



S
GERLIN AC



S
GERLIN SC



S
GERLIN SC



S
GERLIN SC



S
GERLIN HS



S
GERLIN HB



S
GERLIN LAC



S
GERLIN LAC

h h A h ⚙ ⚙ **S**

GERLIN AC	80	50	57	47	•
GERLIN HB	113	38	140	80	•
GERLIN HS	112	53	47	80	•
GERLIN LAC	74	65	68	41	•
GERLIN SC	81	51	43	46	•



DESK SC



DESK SC



STUDENT AC



COLLEGE SC



COLLEGE SC



STUDENT SC



STUDENT AC



STUDENT AC



STUDENT HS

COLLEGE SC
DESK SC
STUDENT AC
STUDENT HS
STUDENT SC
UPTON

	h	h	A	h	⊕	⊗	S
COLLEGE SC	81	55	42	48			•
DESK SC	82	49	45	46	•		•
STUDENT AC	76	55	56	46	•		•
STUDENT HS	108	55	49	80	•		•
STUDENT SC	76	55	49	46	•		•
UPTON	179	34	34				•



UPTON



STUDENT HS



COLAPSO SC



ALCATRAZ SC



XAVIER LS



XAVIER HS



XAVIER SC



XAVIER SC



XAVIER SC



XAVIER SC



XAVIER SC



S
FIRENZE METAL AC



S
FIRENZE METAL SC

h h A h   **S**

ALCATRAZ SC	85	49	40	45			
COLAPSO SC	76	48	47	46			
FIRENZE METAL AC	80	59	55	47	•	•	•
FIRENZE METAL SC	80	59	43	47	•	•	•
XAVIER HS	75	44	44	75	•		
XAVIER LS	45	40	40	45	•		
XAVIER SC	85	54	44	44	•		



SKOL AC



SKOL AC



CHELSEA SC



CHELSEA AC

S

JONAS AC



JODY HS



JODY SC



S

STEELWOOD AC

h h A h Ⓛ Ⓞ S

CHELSEA AC	79	54	51	46	•		
CHELSEA SC	79	54	45	46			
JODY HS	106	51	40	81			
JODY SC	81	64	42	57	•		
JONAS AC	78	62	59	50	•	•	•
SKOL AC	76	62	53	46			
STEELWOOD AC	81	51	51	45			•
STEELWOOD HS	110	52	41	80			•
STEELWOOD SC	81	51	41	45			•



S

STEELWOOD SC



S

STEELWOOD HS



S
SELO AC



S
SELO SC



S
550 AC



S
550 HS



S
550 SC



S
550 HS



S
TWINE AC



S
TWINE AC



S
TWINE SC



S
TWINE HS



S
TWINE HS

H H A H ⚙️ ⚙️ **S**

550 AC	86	51	54	47	•	•
550 HS	119	51	46	80	•	•
550 SC	86	51	46	47	•	•
SELO AC	79	54	54	46		•
SELO SC	79	54	49	46		•
TWINE AC	77	65	61	45	•	•
TWINE HS	80	44	44	80	•	•
TWINE SC	77	65	58	45	•	•



S
YLF1 AC



S
25.25 AC



S
25.25 AC



S
YLF1 AC



S
YLF1 SC



S
YLF1 SC



S
YLF1 AC



LANA AC

h h A h ⚙️ ⚙️ **S**

25.25 AC	80	60	58	45			•
LANA AC	90	64	59	55			
YLF1 AC	82	60	59	46	•	•	•
YLF1 SC	82	60	56	46	•	•	•



EVERETT SQ AC



S
PI AC



S
PI AC



S
CASTO AC



EVERETT SQ AC



EVERETT AC



S
CASTO WOOD AC



EVERETT AC

h h A h ⚙️ ⚙️ **S**

CASTO AC	74	53	54	47	•
CASTO WOOD AC	74	53	54	47	•
EVERETT AC	88	57	56	50	
EVERETT SQ AC	85	62	55	50	
PI AC	79	57	53	46	•



LINZ AC



766 SC



6025 AC



LINZ SC



LINZ SC



16/C SC



VIENNA SC



SALZBURG AC



16/C SC	87	53	43	46
6025 AC	76	49	54	46
766 SC	79	47	45	46
LINZ AC	81	53	51	46
LINZ SC	81	53	45	46
SALZBURG AC	84	60	60	46
VIENNA SC	88	53	42	46



6023 AC



OSTRIA SC



OSTRIA AC



FINN SC



SABROSA M951 WW SC



JOE SC



JOE AC



QUARANTA SC



QUARANTA AC



SALZBURG AC



SALZBURG AC

h h A h

6023 AC	76	49	54	46
FINN SC	77	47	44	45
JOE AC	85	51	56	45
JOE SC	83	51	48	45
OSTRIA AC	85	56	58	47
OSTRIA SC	85	56	45	47
QUARANTA AC	81	53	52	47
QUARANTA SC	81	46	52	47
SABROSA M951 WW SC	75	53	54	43
SALZBURG AC	84	60	60	46

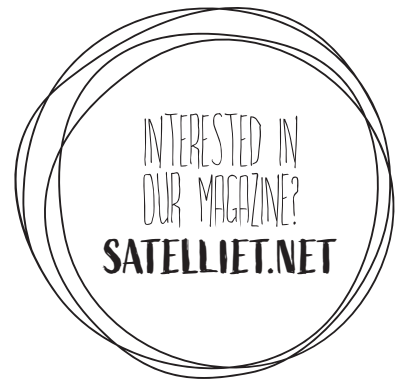
•
•



S
JORGEN SC



MANON SC



S
JORGEN SC



S
JORGEN SC



LOCK SC



LOCK SC



SPLIT SC



JORGEN SC	84	51	49	45					
LOCK SC	82	54	44	46					•
MANON SC	84	55	44	46					
SPLIT SC	82	54	43	46				•	•



S
CHASE SC



S
AMSTEL SC



S
700 SC



350 AC



S
CHASE SC



350 SC



350 SC-STCK



MAC SC



350 HS



S
BERND



MAC SC



350 AC	79	51	53	46		
350 HS	114	41	41	79		
350 SC	79	51	44	46		
350 SC-STCK	80	46	45	46	•	
700 SC	85	52	43	46		•
AMSTEL SC	84	50	45	45		•
BERND	81	46	41	54		•
CHASE SC	84	49	49	48		•
MAC SC	84	50	45	45	•	



S
SOFT SC



S
SOFT XL SC



A10 SC



S
SOFT AC



A10 AC



S
SOFT XL AC



S
CINQUANTA HIGH SC



S
CINQUANTA HIGH AC

h h A h Ⓛ Ⓞ **S**

A10 AC	82	54	53	46	
A10 SC	82	54	44	46	
CINQUANTA HIGH AC	86	53	63	46	•
CINQUANTA HIGH SC	86	53	51	46	•
SOFT AC	81	56	54	49	•
SOFT SC	81	56	46	49	•
SOFT XL AC	81	56	54	49	•
SOFT XL SC	81	56	46	49	•



A10 AC



A40 AC



A40 SC



S
CINQUANTA LOW AC



S
A65 AC



S
A65 SC



A10 AC	82	54	53	46
A40 AC	82	54	53	46
A40 SC	82	54	42	46
A65 AC	82	60	55	49
A65 SC	82	60	55	49
CINQUANTA LOW AC	80	58	63	46

-
-
-



S
DAVENPORT AC



COCKTAIL SC



COCKTAIL HS



COCKTAIL SC



S
DARFORD OPEN AC



S
DARFORD AC



S
DARFORD OPEN AC



COCKTAIL HS	94	46	52	79	
COCKTAIL SC	84	51	45	47	
DARFORD AC	79	61	55	48	•
DARFORD OPEN AC	79	61	55	48	•
DAVENPORT AC	81	59	50	47	•



S
LOVENA AC



S
LOVENA SC



S
LOVENA OPEN PLYWOOD SC



S
LOVENA OPEN PLYWOOD SC



S
LOVENA OPEN AC



S
LOVENA OPEN SC



S
LOVENA HS



S
LOVENA LOW HS

h h A h ⚙️ ⚙️ **S**

LOVENA AC	81	57	55	48	•
LOVENA HS	118	71	58	80	•
LOVENA LOW HS	98	58	51	80	•
LOVENA OPEN AC	81	57	55	48	•
LOVENA OPEN PLYWOOD SC	81	57	55	48	•
LOVENA OPEN SC	81	57	55	48	•
LOVENA SC	81	57	55	48	•



CUOVO SC



CUOVO SC STCK



CUOVO AC



CUOVO AC



CAMELIA M986 UW SC



CAMELIA M986 UU SC



CAMELIA M986 UU AC



DIXIE AC



SERENA M53 AC

CAMELIA M986 UU SC
 CAMELIA M986 UW SC
 CAMELIA M986C UU AC
 CUOVO AC
 CUOVO SC
 CUOVO SC STCK
 DIXIE AC
 LEONA M925 TW AC
 LEONA M925 TW SC
 SERENA M53 AC

h h A h Ⓛ Ⓞ S

76	49	49	44	
76	49	49	44	
78	54	62	48	
76	50	52	47	
76	50	52	47	•
76	50	52	47	•
78	53	54	48	
77	58	56	44	
77	53	49	45	
79	60	58	47	



LEONA M925 TW SC



LEONA M925 TW AC



CUOVO AC



TYR AC



TYR AC



CLEO M932 WUU SC



CLEO M932 WUU SC



BRAGA M954 SC



BRAGA M954 AC



CLEO M932 WUU SC



LOUSADA M950 UU SC



LOUSADA M950 UU AC



BRAGA M954 AC	75	54	61	46
BRAGA M954 SC	75	53	54	46
CLEO M932 WUU SC	84	56	49	46
CUOVO AC	76	50	52	47
LOUSADA M950 UU AC	78	54	61	46
LOUSADA M950 UU SC	78	53	54	46
TYR AC	82	52	53	48



S
FLASH AC



S
FLASH AC



S
FLASH AC



S
FLASH AC



S
FLASH SC



S
FLASHING AC



S
FLASHING SC



S
FLASH LSC

h h A h Ⓢ Ⓢ Ⓢ

FLASH AC	84	53	53	48	•
FLASH LSC	75	68	53	41	•
FLASH SC	81	51	44	48	•
FLASHING AC	82	51	52	46	•
FLASHING SC	82	51	41	46	•
FLASH LAC	75	68	62	41	•



S
FLASH LAC



S
RUSH AC



S
RUSH AC



S
RUSH SC



S
FLASHY HS



S
FLASHING HS



S
FLASH HS



S
FLASHY MS



S
FLASHING LOW MS



S
FLASHING MS



S
FLASH MS

H H A H ⚙️ ⚙️ **S**

FLASH HS	105	55	43	81	•
FLASH MS	84	55	43	60	•
FLASHING HS	105	51	41	79	•
FLASHING LOW MS	76	50	41	60	•
FLASHING MS	86	51	41	60	•
FLASHY HS	80	39	39	80	•
FLASHY MS	60	39	39	60	•
RUSH AC	80	53	52	46	•
RUSH SC	80	53	43	46	•



CASSIS M12C AC



CASSIS M12 SC



CASSIS M12 SC



CASSIS M14 SC



CASSIS M14B AC



CASSIS M280 AC



CASSIS M284 AC



CASSIS M14C AC



CIBELLE M617 SC



CIBELLE M618 AC



CASSIS M12 SC	86	54	47	47
CASSIS M12C AC	86	57	55	47
CASSIS M13 SC	86	54	47	47
CASSIS M14 SC	88	57	47	47
CASSIS M14B AC	88	57	53	47
CASSIS M14C AC	88	61	60	47
CASSIS M280 AC	82	59	60	47
CASSIS M284 AC	82	59	60	47
CIBELLE M617 SC	81	55	47	47
CIBELLE M618 AC	81	60	58	47



JUNE 01 AC



JUNE 03 AC



JUNE 01 AC



AUGUST 01 AC



AUGUST 02 AC



S
ADALENA SC



S
ADALENA SC



S
ADALENA AC



S
ADALENA AC



S
ART SC



S
ART AC

H H A H   **S**

ADALENA AC	84	55	53	48	•
ADALENA SC	84	55	43	48	•
ART AC	82	57	60	49	•
ART SC	84	56	52	49	•
AUGUST 01 AC	82	56	57	48	
AUGUST 02 AC	82	56	57	48	
JUNE 01 AC	80	55	51	47	
JUNE 03 AC	80	55	51	47	



S
CARTER AC



S
CARTER SC



S
CARTER HS



S
ROOSEVELT SC



S
NIXON HS



S
NIXON SC

h h A h   **S**

CARTER AC	80	59	59	46	•
CARTER HS	100	53	46	78	•
CARTER SC	80	54	45	46	•
NIXON HS	111	59	45	80	•
NIXON SC	77	58	45	47	•
ROOSEVELT HS	112	55	51	80	•
ROOSEVELT SC	80	55	51	48	•



S
ROOSEVELT SC



S
ROOSEVELT HS



S
JEFFERSON AC



S
JEFFERSON STAR AC



S
JEFFERSON SPIN AC



S
LINCOLN AC



S
JEFFERSON WOOD AC



S
LINCOLN AC



S
MONROE AC



S
MONROE HS

h h A h **S**

JEFFERSON AC	75	57	60	45	•
JEFFERSON SPIN AC	77	53	60	47	•
JEFFERSON STAR AC	77	53	60	47	•
JEFFERSON WOOD AC	75	57	60	45	•
LINCOLN AC	80	56	61	48	•
MONROE AC	78	59	57	46	•
MONROE HS	112	59	57	80	•



S
ORCHID AC



S
ORCHID CONIC AC



S
WILSON LAC



S
WILSON LAC



MARKA 566 AC



MARKA 567 AC



MARKA 568 AC



MARKA 570 AC

h h A h Ⓛ Ⓞ S

EVE AC	80	58	64	46	•
MARKA 566 AC	85	58	62	46	
MARKA 567 AC	85	58	62	46	
MARKA 568 AC	85	58	62	46	
MARKA 570 AC	85	58	62	46	
ORCHID AC	77	64	62	48	•
ORCHID CONIC AC	77	64	62	48	•
WILSON LAC	82	70	67	40	•



S
EVE AC



S
EVE AC



S
COOLIDGE SC

S
COOLIDGE SC

S
KODA SC



S
KODA SC

BRIGHTON SC

BRIGHTON SC



S
RITZ HS



S
RITZ SC



BRIGHTON SC	87	67	44	46	
COOLIDGE SC	80	53	45	47	•
KODA SC	82	55	46	49	•
RITZ HS	112	63	47	80	•
RITZ SC	76	54	47	49	•



DA VINCI 01 SC



DA VINCI 03 AC



DA VINCI 05 LAC



DA VINCI 02 AC



DA VINCI 04 AC

DA VINCI 01 SC
DA VINCI 02 AC
DA VINCI 03 AC
DA VINCI 04 AC
DA VINCI 05 LAC
DA VINCI 09 B

h h A h Ⓛ Ⓞ s

78	54	48	46
77	73	58	46
77	73	58	46
86	73	58	46
80	83	60	41
81	71	125	46



DA VINCI 09 B



MANU AC



MANU AC



MANU AC



MANU HS



MAGDA AC



MAGDA LAC



MAGDA 44 AC



MAGDA SC




MAGDA 44 AC	83	59	71	48
MAGDA AC	84	63	63	47
MAGDA LAC	77	69	70	41
MAGDA SC	83	60	57	47
MANU AC	76	58	66	46
MANU HS	105	58	66	75



KESY 01 SC



KESY 07 HS



KESY 04 AC



KESY 04 AC



BLISS 01 SC



BLISS 04 AC



BLISS 05 LAC



BLISS 05 HIGH LAC

	h	h	A	h	⊕	⊗	S
BLISS 01 SC	81	56	55	49			
BLISS 04 AC	84	59	59	46			
BLISS 05 HIGH LAC	100	70	69	42			
BLISS 05 LAC	79	70	69	42			
BLISS 09 B	80	61	127	48			
KESY 01 SC	83	58	53	47			
KESY 04 AC	83	61	63	47			
KESY 07 HS	100	59	55	73			



BLISS 09 B



LINDY AC



LINDY CR AC



MEDAILLON SC



MEDAILLON AC



LINDY SC



S
VUOLO SC



CHRISTIE SC



CHRISTIE AC



S
MILDRED SC



S
IRMA SC



S
IRMA AC

H H A H   **S**

CHRISTIE AC	84	74	62	49	
CHRISTIE SC	84	74	51	49	
IRMA AC	80	61	60	46	•
IRMA SC	80	57	46	46	•
LINDY AC	84	64	59	48	
LINDY CR AC	84	64	59	48	
LINDY SC	84	60	50	48	
MEDAILLON AC	96	60	60	48	
MEDAILLON SC	96	56	51	48	
MILDRED SC	79	62	60	46	•
VUOLO SC	82	58	63	45	•



ANCONA HS



ANCONA LSC

ANCONA HS

ANCONA SC



PARMA AC

PARMA SC

PARMA HS

RAVENNA HS



ANCONA HS	105	52	53	77
ANCONA LSC	73	77	76	38
ANCONA SC	81	56	56	50
PARMA AC	83	65	63	48
PARMA HS	109	57	52	80
PARMA SC	83	58	56	48
RAVENNA AC	79	62	60	47
RAVENNA HS	95	50	45	75
RAVENNA SC	80	58	51	48



RAVENNA SC



RAVENNA AC



SALVO HS



SALVO LSC



SALVO AC



MODENA AC



MODENA SC



MODENA LSC



MODENA HS



MODENA SC



MODENA AC	56	62	56	50
MODENA HS	109	56	54	80
MODENA LSC	80	76	70	44
MODENA SC	86	66	56	50
SALVO AC	77	67	61	46
SALVO HS	103	58	54	79
SALVO LSC	76	73	71	45



UNI 562 SC



UNI 550 SC



UNI-KA 599 AC



UNI 577M SC



UNI-KA 594M AC



UNI-KA 601M AC



UNI-KA 595M AC



UNI 552 SC



NASSAU 533 SC



NASSAU 533 SC
 UNI 550 SC
 UNI 552 SC
 UNI 562 SC
 UNI 577M SC
 UNI-KA 594M AC
 UNI-KA 595M AC
 UNI-KA 599 AC
 UNI-KA 601M AC

82	49	44	47	•	
79	53	47	46	•	•
79	53	49	46	•	•
80	52	48	47		•
81	54	45	47		
81	55	59	48	•	
81	55	59	47		
81	54	59	47		
81	54	59	48		



NASSAU 533 SC



BARI SC



BARI SC



NET AC



BARI AC



NET SC



IBIS AC



IBIS WOOD AC



MARCIA SC



NET HS



AGATHA 047 AC



AGATHA 047 AC
 BARI AC
 BARI SC
 IBIS AC
 IBIS WOOD AC
 MARCIA SC
 NET AC
 NET HS
 NET SC



82	59	60	47		
79	53	58	44		
79	53	45	44		
77	54	55	47	•	•
78	55	55	46		
85	58	51	46	•	
78	54	56	45	•	
97	49	48	75		
78	54	49	45	•	



DOME 261 SC



DOME 265 AC



NOLITA 3650 SC



NOLITA 3656 AC



ARA 310 SC



ARA 315 AC



NOLITA 3658 HS



NYM 2850 SC



BABILA 2736 AC

h h A h Ⓛ Ⓞ S

ARA 310 SC	83	56	50	46	•	•
ARA 315 AC	83	56	60	46	•	•
BABILA 2736 AC	80	53	56	47		
DOME 261 SC	81	53	52	46	•	•
DOME 265 AC	81	53	58	46	•	•
GLISS 904 AC	76	55	58	46		
GLISS 905 AC	76	55	58	46		
NOLITA 3650 SC	77	54	55	47	•	•
NOLITA 3656 AC	85	58	60	47	•	•
NOLITA 3658 HS	96	49	51	75	•	•



GLISS 905 AC



GLISS 904 AC



ICE 800 SC



ICE 850 AC



TATAMI 305 SC



TATAMI 306 AC



KUADRA 1321 SC



KUADRA 1115 AC



JAZZ 3716 AC



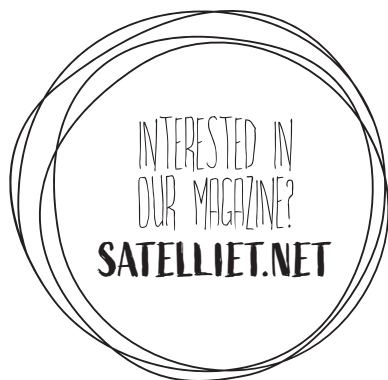
BABILA 2730 SC



SNOW 300 SC



GLISS 936 HS



BABILA 2730 SC	80	50	48	47	•	
GLISS 936 HS	98	56	53	78		
ICE 800 SC	78	50	46	45	•	•
ICE 850 AC	85	55	59	45	•	•
JAZZ 3716 AC	80,5	63,5	56	47		
KUADRA 1115 AC	87	52	52	45	•	
KUADRA 1321 SC	84,5	54	46	46		
SNOW 300 SC	81	55	47	46	•	•
TATAMI 305 SC	82	54	47	44	•	•
TATAMI 306 AC	78	62	58	44	•	•



EAMES PLASTIC CHAIR DSX SC



EAMES PLASTIC CHAIR DSW SC



EAMES PLASTIC CHAIR DSR SC



EAMES PLASTIC ARMCHAIR DAL AC



.03 SC



EAMES PLASTIC ARMCHAIR DAW AC



SOFT PAD EA208 AC



PLYWOOD DCW SC



TOM VAC AC

EAMES PLASTIC ARMCHAIR DAL AC	80	60	63	41
EAMES PLASTIC ARMCHAIR DAW AC	81	60	63	42
EAMES PLASTIC CHAIR DSR SC	81	55	47	41
EAMES PLASTIC CHAIR DSW SC	81	55	47	41
EAMES PLASTIC CHAIR DSX SC	81	55	47	41
PANTON CHAIR SC	83	61	50	41
PLYWOOD DCW SC	73	56	50	41
SOFT PAD EA208AC	84	59	58	43
TOM VAC AC	75	65	64	41
VEGETAL AC	81	58	61	46

h h A h Ⓛ Ⓞ S



PANTON CHAIR SC



VEGETAL AC



WIRE CHAIR DKX-5 SC



BELLEVILLE AC



HALWOOD SC



STANDAARD SC



ALUMINIUM CHAIR EA 117 AC



SOFTSHELL CHAIR AC



ALL PLASTIC CHAIR SC



OTTOMAN LS | LOUNGE CHAIR LAC



ORGANIC CHAIR AC



FAUTEUIL DIRECTION

h h A h

ALL PLASTIC CHAIR SC	76	55	41	46
ALUMINIUM CHAIR EA 117 AC	83-95	65	58	50
BELLEVILLE AC	83	50	55	47
FAUTEUIL DIRECTION	82	63	65	51
HALWOOD SC	80	51	48	44
LOUNGE CHAIR LAC	89	85/92	84	38
ORGANIC CHAIR AC	83	68	73	35
OTTOMAN LS	42	56	63	42
SOFTSHELL CHAIR AC	82	57	62	44
STANDARD SC	82	49	42	45
WIRE CHAIR DKX-5 SC	85	43	49	43



AAC10 SC



AAC13 SC



AAC 23 AC



SOFT EDGE SC



SOFT EDGE SC



AAC 22 AC



AAC 10 SC	77	52	51	46
AAC 13 SC	77	52	51	46
AAC 22 AC	79	52	59	46
AAC 23 AC	79	52	59	46
AAL 81 LSC	81	73	76	36
NEU 10 SC	82	46	55	45
SOFT EDGE SC	78	53	50	46



NEU 10 SC



AAL 81 LSC



HEE SC



HEE HS



AAS 39 HS



UCHIWA LAC



13EIGHTY AC



PALISSADE SC



PALISSADE AC



AAS 32 HS



REVOLVER HS



NEU 13 SC



13EIGHTY SC

13 EIGHTY AC
 13 EIGHTY SC
 AAS 32 HS
 AAS 39 HS
 HEE HS
 HEE SC
 NEU 13 SC
 PALISSADE AC
 PALISSADE SC
 REVOLVER HS
 UCHIWA LAC

h	h	A	h	⊕	⊙	Ⓢ
82	53	57	46	•	•	
82	53	53	46	•	•	
85	46	50	74			
85	48	50	74			
86	47	44	75			
79	50	48	47			
82	46	55	45			
80	56	51	45		•	
80	56	51	45		•	
76	34	34	76			
106	87	87	38			



FRANKIE SC



SHIMA 65 LS



FRANKIE LS | HS | MS



SHIMA 38 LS | 65 LS | 90 LS



HADDOC LAC



COBRA 01-82 HS



JUPITER 11-82 HS



HADDOC SC

COBRA 01-82 HS	104	45	40	82
FRANKIE HS	86	44	54	80
FRANKIE LS	51	45	54	46
FRANKIE MS	71	44	54	65
FRANKIE SC	82	48	46	46
HADDOC LAC	71	71	71	42
HADDOCK AC	81	58	53	47
HADDOCK SC	81	58	53	47
JUPITER 11-82 HS	108	51	53	82
SHIMA 38 LS	47	38	38	47
SHIMA 65 LS	70	65	65	47
SHIMA 90 LS	70	90	90	47
VENUS 01-75 HS	106	52	52	75



VENUS 01-75 HS



HADDOC AC



VICTORIA GHOST SC



VICTORIA GHOST AC



PIUMA AC



MAUI SOFT OFFICE AC



CHARLES GHOST HS



MASTERS AC



GENERIC A AC



MADemoisELLE KRAVITZ AC



MASTERS HS



CLAP AC



UNCLE JIM LSC

CHARLES GHOST HS	75	43	43	75	•	•
CLAP AC	74	53	55	46		
GENERIC A AC	79	52	52,5	46		
LOUIS GHOST AC	94	55	54	47	•	•
MADemoisELLE KRAVITZ AC	70	49	53	48		
MASTERS AC	84	47	57	48	•	•
MASTERS HS	109	50	50	75		
MAUI SOFT OFFICE AC	81	54	58	47		
PIUMA AC	77	54	62	48		
UNCLE JIM LSC	103	68	7	43		
VICTORIA GHOST SC	89	52	38	46	•	•
VICTORIA GHOST AC	89	52	38	46	•	•





S
METZ SC



S
METZ SC



MONZA SC



MONZA AC



S
METZ SC



HUG HS



HUG SC



HUG SC

h h A h Ⓢ Ⓢ Ⓢ

HUG HS	108	53	54	77		
HUG SC	77	59	49	49		
METZ SC	80	49	40	46		•
MONZA AC	84	52	54	47	•	
MONZA SC	84	52	48	47	•	



LOTTUS 4864 SC



LOTTUS 4864 SC



LOTTUS 6101 SC



LOTTUS 4801 SC



LOTTUS 6164 SC



LOTTUS 6200 AC



LOTTUS 4800 AC



LOTTUS 4818 SC



LOTTUS 4800 AC	78	53	61	46	•
LOTTUS 4801 SC	78	53	53	46	•
LOTTUS 4818 SC	78	53	54	46	
LOTTUS 4864 SC	78	53	47	46	
LOTTUS 6101 SC	86	53	53	46	
LOTTUS 6164 SC	85	53	47	46	
LOTTUS 6200 AC	86	53	56	46	



ALLEGRO SC



ALLEGRO SC



ALLEGRO AC



ALLEGRO TROLLEY



PRINCESS AC



PRINCESS SC



GRACY AC



GRACY SC



ALLEGRO AC	84	51	59	45	•	
ALLEGRO SC	84	51	57	45	•	
ALLEGRO TROLLEY						
GRACY AC	94	59	57	47	•	•
GRACY SC	94	59	50	47	•	•
PRINCESS AC	89	57	58	48	•	•
PRINCESS SC	89	57	45	47	•	•

THE COLLECTION



BARSTOOLS





S
GLASGOW LS



S
GLASGOW HS



S
LIVERPOOL HS



S
VARESE HS



S
WILSHIRE HS



S
PORTLAND HS



S
DERBY HS



S
HANNAH HS



S
SADDLE LS



S
SADDLE HS



S
9208 HS



S
BRADLEY HS

h h A h **S**

9208 HS	80	49	49	80	•
ABERDEEN HS	72-91	45	38	72-91	•
BRADLEY HS	80	56	36	80	•
DERBY HS	80	35	35	80	•
GLASGOW HS	72-91	45	45	72-91	•
GLASGOW LS	43-60	42	42	43-60	•
HANNAH HS	80	41	41	80	•
LIVERPOOL HS	80	47	47	80	•
PORTLAND HS	80	37	37	80	•
SADDLE HS	82	48	43	80	•
SADDLE LS	47	48	43	45	•
STUDENT HS	108	55	49	80	•
VARESE HS	80	35	35	80	•
WILSHIRE HS	80	42	42	80	•



S
ABERDEEN HS



S
STUDENT HS



S
EDINBURGH HS



S
DUBLIN HS



S
SANFORD HS



S
SANFORD HS



CORK HS



GALVANITAS S-17 HS



GALVANITAS S-17 HS



GALVANITAS S-17 HS



S
GERLIN HS



S
GERLIN MS

h h A h **S**

CORK HS	76	43	48	76	
DUBLIN HS	80	45	45	80	•
EDINBURGH HS	80	38	38	80	•
GALVANITAS S-17 HS	115	62	54	78	
GERLIN HS	112	53	47	80	•
GERLIN MS	92	53	47	60	•
SANFORD HS	82	48	48	82	•



DICE 46 LS



DICE 60 MS



DICE 80 HS



ALCATRAZ MS



ALCATRAZ HS-WB



ALCATRAZ HS



ALCATRAZ MS-WB



XAVIER LS



XAVIER HS



ALCATRAZ HS	80	38	38	80	•
ALCATRAZ HS-WB	108	51	40	75	•
ALCATRAZ MS	60	40	40	60	•
ALCATRAZ MS-WB	91	40	40	60	•
CHELSEA HS	75	44	44	75	
DICE 46 LS	46	33	33	46	
DICE 60 MS	60	33	33	60	
DICE 80 HS	80	33	33	80	
XAVIER HS	75	44	44	75	•
XAVIER LS	45	40	40	45	•



CHELSEA HS



XAVIER HS



EDO HS



S
STEELWOOD HS



S
CANTINE HS



S
PRESS HS



S
GIROLA HS



S
550 HS



S
KERI HS



S
TWINE HS



S
TWINE HS



XAVIER HS



550 HS
CANTINE HS
EDO HS
GIROLA HS
KERI HS
PRESS HS
STEELWOOD HS
TWINE HS
XAVIER HS

h h A h **S**

119	51	46	80		•	•
116	53	52	80			•
110	55	40	80			
106	56	52	80	•	•	•
80	34	34	80		•	•
116	53	52	80			•
110	52	41	80			•
80	44	44	80		•	•
75	44	44	75	•		



505-60 MS



505-80 HS



16/C HS



6023-80 HS



S
SPLIT HS



S
3703 HS



CARDIFF HS



350 HS



S
QUARANTA MS

16/C HS
350 HS
3703 HS
505-60 MS
505-80 HS
6023-80 HS
CARDIFF HS
JILL HS
MAC HS
QUARANTA MS
SPLIT HS

h h A h **S**

108	52	43	74
114	41	41	79
106	47	42	75
60	47	47	60
80	47	47	80
114	46	55	80
80	36	36	80
104	43	41	75
117	50	42	81
99	46	52	65
104	49	44	78



MAC HS



JILL HS



COCKTAIL HS



CIBELLE HS



DIXIE HS



CASSIS M21 HS



CASSIS M20 HS



MACARON HS



A53 HS



A40 HS



S
SOFT XL HS



CUOVO HS



YOUNG 426 HS



A40 HS	106	53	42	82
A53 HS	82	35	35	82
CASSIS M20 HS	99	49	43	77
CASSIS M21 HS	100	49	43	77
CIBELLE HS	104	52	42	78
COCKTAIL HS	94	46	52	79
CUOVO HS	104	50	54	78
DIXIE HS	113	54	56	76
SOFT XL HS	113	56	47	80
YOUNG 426 HS	110	41	52	75



S
FLASHY HS



S
FLASH MS



S
FLASHING MS



S
FLASHING HS



S
FLASH HS



S
FLASHING LOW HS



S
FLASHY MS



S
FLASHY MS

h h A h Ⓛ Ⓞ **S**

FLASH HS	105	55	43	81	•
FLASH MS	84	55	43	60	•
FLASHING HS	105	51	41	79	•
FLASHING LOW HS	95	50	41	79	•
FLASHING MS	86	51	41	60	•
FLASHY HS	80	39	39	80	•
FLASHY MS	60	39	39	60	•



DA VINCI 07 HS



DA VINCI 07 HS

MANU 07 HS



MONROE HS



CARTER HS



CARTER HS



ROOSEVELT HS



NIXON HS



CARTER HS	100	53	46	78	•
DA VINCI 07 HS	110	56	47	76	
MANU 07 HS	105	58	66	75	
MONROE HS	112	59	57	80	•
NIXON HS	111	59	45	80	•
ROOSEVELT HS	112	55	51	80	•



RAVENNA HS



S
VUOLO HS



S
MILDRED HS



BRIGHTON HS



BRIGHTON HS



S
ART DE LUXE HS



S
LOVENA HS LOWBACK

- ART DE LUXE HS
- BRIGHTON HS
- LOVENA HS LOWBACK
- MILDRED HS
- RAVENNA HS
- VUOLO HS

	h	h	A	h	Ⓛ	Ⓢ
ART DE LUXE HS	109	55	45	80		•
BRIGHTON HS	105	51	43	80		•
LOVENA HS LOWBACK	98	58	51	80		•
MILDRED HS	114	63	70	82		•
RAVENNA HS	95	50	45	75		•
VUOLO HS	112	57	54	81		•



PARMA HS



MODENA HS



ANCONA HS



SALVO HS



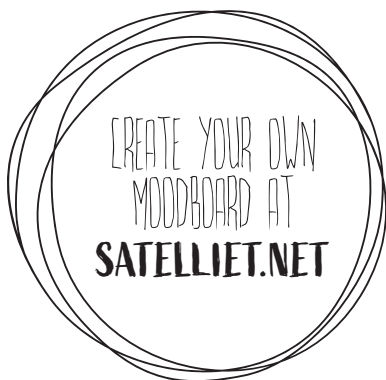
S
MADISON HS



S
MADISON HS



S
LOVENA HS



ANCONA HS	105	52	53	77
LOVENA HS	118	71	58	80
MADISON HS	99	56	50	78
MODENA HS	109	56	54	80
PARMA HS	109	57	52	80
SALVO HS	103	58	54	79



ICE 806 HS



MARCIA HS



GLISS 902 MS



ALLEGRO HS



COMA METAL LS



COMA WOOD HS



COMA METAL HS



LOTTUS 4791 HS



S
MAARIT HS



S
MAARIT LS



ALLEGRO HS
COMA METAL HS
COMA METAL LS
COMA WOOD HS
GLISS 902 MS
ICE 806 HS
LOTTUS 4791 HS
MAARIT HS
MAARIT LS
MARCIA HS

h h A h Ⓢ Ⓢ Ⓢ

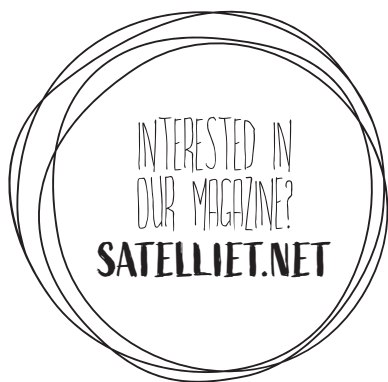
109	54	58	70	•
79	40	43	75	
50	31	42	46	
79	40	43	75	
84	55	53	65	
112	50	46	75	•
98	50	45	78	
80	38	38	80	• •
46	42	42	45	• •
119	54	55	82	•



LOTTUS 4791 HS



MASTERS HS



IBIS S3033 HS



LEM HS



REVOLVER HS



LOTTUS 4750 HS



HEE HS



AAS 39 HS



AAS 39 HS	85	48	50	74
HEE HS	86	47	44	75
IBIS S3033 HS	108	57	55	75
LEM HS	78-88	42	46	66-79
LOTTUS 4750 HS	98	45	45	76
MASTERS HS	109	50	50	75
REVOLVER HS	76	34	34	76



CLASSIC 11-82 HS



VINGA 01-82 HS



VENUS 01-75 HS



VINGA 11-46 LS



SCOOP 01-82 HS



ALINE-80 HS



FRANKIE LS | HS | MS



COBRA 01-82 HS



IOS 01-82 HS



ALINE-80 HS	80	45	45	80
CLASSIC 11-82 HS	82	40	40	82
COBRA 01-82 HS	104	45	40	82
FRANKIE HS	86	44	54	80
FRANKIE LS	51	45	54	46
FRANKIE MS	71	44	54	65
IOS 01-82 HS	93	50	45	82
JUPITER 01-82 HS	108	51	53	82
JUPITER 11-82 HS	108	51	53	82
SCOOP 01-82 HS	103	50	46	82
VENUS 01-75 HS	106	52	52	75
VINGA 01-82 HS	110	50	49	82
VINGA 11-46 LS	74	50	49	46



JUPITER 11-82 HS



JUPITER 01-82 HS

THE COLLECTION

**LOUNGE
&
BENCHES**





LARS LAC



S
SIGRID LSC



S
SIGRID LAC



LINDGREN LAC



ARGOS LAC



S
DANAS LAC



S
DANAS LAC



FEATHERTON LAC

h h A h Ⓛ Ⓞ **S**

ARGOS LAC	68	62	66	44	
DANAS LAC	85	90	72	45	•
FEATHERTON LAC	96	80	72	38	
LARS LAC	78	66	62	41	
LINDGREN LAC	84	76	67	45	
SIGRID LAC	77	75	68	48	•
SIGRID LSC	77	75	68	48	•



S
CLEVELAND LAC



S
CLEVELAND LAC



S
TAYLOR LAC



S
TAYLOR LAC



S
FOLD LSC



S
HARRISON LAC



S
HARRISON LAC



S
FOLD LSC



S
BODRI LAC



S
CHICAGO LAC



S
CHICAGO LAC

BODRI LAC
CHICAGO LAC
CLEVELAND LAC
FOLD LSC
HARRISON LAC
TAYLOR LAC

h h A h   **S**

88	85	72	49	•
93	74	79	42	•
75	73	75	40	•
82	79	56	39	•
77	84	94	42	•
81	77	75	44	•



S
MADRID LAC



S
MADRID HOCKER



S
MADRID LBA



S
MADRID LB



S
BARCELONA B



S
VALENCIA B

	h	h	A	h	⊕	⊗	S
BARCELONA B	85	69		49			•
MADRID HOCKER	42	60	77	42			•
MADRID LAC	78	80	77	42			•
MADRID LB	78	80		42			•
MADRID LBA	78	80		42			•
MOOD LAC	74	93	104	45			•
VALENCIA B	85	69		49			•



S
MOOD LAC



S
25.25 LAC



SHIMA 38 LS | 65 LS | 110 LS



S
TRUMAN LAC



S
WILSON LAC



LOTTUS XL 5964 LSC



NIRVANA LAC | NIRVANA LS



S
MOOD LB



25.25 LAC	63	81	63	41	•
LOTTUS XL 5964 LSC	75	62	64	40	•
MOOD LB	76	92	197	45	•
NIRVANA LAC	114	95	90	41	•
NIRVANA LS	38	39	51	38	•
SHIMA 38 LS	47	38	38	47	•
SHIMA 65 LS	70	65	65	47	•
SHIMA 110 LS	70	110	110	47	•
TRUMAN LAC	102	102	74	37	•
WILSON LAC	82	70	67	40	•



S
FLASH LSC



S
FLASH LAC



S
SEATTLE LAC



S
SEATTLE LAC



CASSIS M290 LSC



CASSIS M282 LAC



DUKE LAC



CASSIS M286D LB

BRISTOL B
CASSIS M282 LAC
CASSIS M286D LB
CASSIS M290 LSC
DUKE LAC
FLASH LAC
FLASH LSC
SEATTLE LAC

h h A h Ⓛ Ⓞ S

77	74	125	45
77	72	67	44
77	72	120	44
79	71	62	44
80	70	65	47
75	68	62	41
75	68	53	41
83	80	72	43

•
•
•



BRISTOL B



S
MARESQUE SC



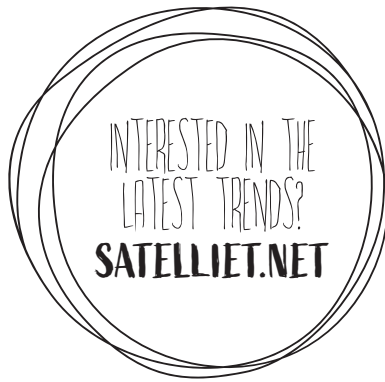
S
MARESQUE AC



PARMA LAC



S
PIXIE TWIST AC



MODENA LAC



S
VALERIA LAC



S
VUOLO LSC



BRISTOL LAC



S
WASHINGTON LAC



BRISTOL LAC	77	74	67	45	
MARESQUE AC	81	57	61	46	•
MARESQUE SC	81	57	48	46	•
MODENA LAC	80	76	70	44	
PARMA LAC	76	72	68	46	
PIXIE TWIST AC	79	66	75	46	•
VALERIA LAC	88	78	82	46	•
VUOLO LSC	80	70	75	46	•
WASHINGTON LAC	69	80	70	42	•

THE COLLECTION 2018



MAGDA 05 LAC



MAGDA 05 HIGH LAC



DA VINCI 05 LAC



DA VINCI 05 HIGH LAC



KESY 05 LAC



KESY 05 LAC



KESY 09 B



S
LILY LSC



S
LILY LSC



S
LILY WOOD LSC

h h A h Ⓛ Ⓞ **S**

DA VINCI 05 HIGH LAC
DA VINCI 05 LAC
KESY 05 LAC
KESY 09 B
LILY LSC
LILY WOOD LSC
MAGDA 05 HIGH LAC
MAGDA 05 LAC

100 78 66 41
80 83 66 41
82 68 70 42
81 64 128 45
69 62 62 44
69 62 62 44
97 74 70 41
77 69 70 41

•
•



COLUMBUS HIGH LB



COLUMBUS LAC



COLUMBUS HIGH LAC



ROMA LAC



BAROK LAC



COSY B



MILANO B



FLEUR B



COSY HIGH B

- BAROK LAC
- COLUMBUS HIGH LAC
- COLUMBUS HIGH LB
- COLUMBUS LAC
- COSY HIGH B
- COSY B
- FLEUR B
- MILANO B
- ROMA LAC

	H	h	A	h	⚙	⚙	S
BAROK LAC	100	85	68	45			•
COLUMBUS HIGH LAC	111	78	75	45			
COLUMBUS HIGH LB	111	78	155	45			
COLUMBUS LAC	89	78	75	45			
COSY HIGH B	144	74	150	47			•
COSY B	110	74	150	49			•
FLEUR B	101	78	161	47			•
MILANO B	109	70	160	47			•
ROMA LAC	80	69	69	43			•

MAATWERK

IN BANKEN



S
51991 B



S
51984 B



S
51980 B



S
52016 B



S
52017 B-1



H H A H Ⓜ Ⓢ

51980 B	95	65	45	•
51984 B	95	65	45	•
51991 B	120	69	46	•
52016 B	95	65	47	•
51880 HB	130	65	80	•
51981-59198 B	113	69	46	•
51990 B	120	69	46	•
51992 B	120	69	46	•
52017 B-1 / B-3	120	69	46	•

Onderstaande collectie banken worden ter plaatse ingemeten, op centimeter nauwkeurig gemaakt en door ons geplaatst in uw interieur. Laat u adviseren over de vele voordelen van deze banken voor uw concept.

All our standard banquettes can be manufactured and supplied as per your specifications, either on a supply only basis, or fitted on site by our professional installation team.



S
51880 HB



S
51992 B



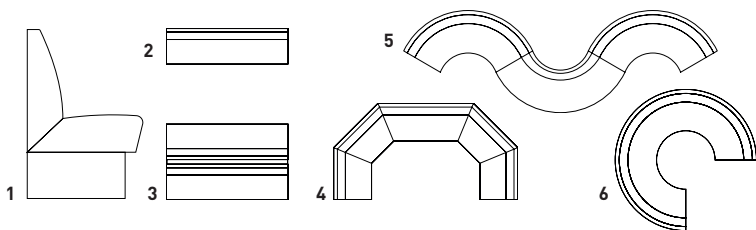
S
51990 B



S
51981-59198 B



S
52017 B-3



- 1. ZIJANZICHT BANK | SIDEVIEW BENCH
- 2. ENKELBANK | SINGLE BENCH
- 3. DUBBELBANK | DOUBLE BENCH
- 4. HOEKBANK | CORNER BENCH
- 5. GOLFBANK | WAVED BENCH
- 6. RONDBANK | ROUND BENCH

BANKEN SPECIALS



Hieronder ziet u onze standaard bankencollectie met een ruime keuze aan modellen. Zo nu en dan worden er in samenwerking met klanten specials ontwikkeld. Hier tonen wij enkele voorbeelden van.

We can provide custom made benches and banquette seating which we will manufacture exactly to your specification and can be installed by our professional fitters. A seating solution that is limited only by your imagination.





S
LOEFF B



S
STERLING B



S
MONO LAC



S
MARSELLUS LAC



S
GIM B



S
GIM LS



S
FALKOR END B



S
BUMPER B

h h A h Ⓢ Ⓢ Ⓢ

BUMPER B	83	68	120	47	•
FALKOR END B	90	70	90	46	•
GIM B	46	40	140	46	•
GIM LS	46	40	40	46	•
LOEFF B	81	60		46	•
MARSELLUS LAC	73	68	70	41	•
MIDTOWN B	90	74		47	•
MONO LAC	75	78	81	41	•
STERLING B	82	55		46	•



S
MIDTOWN B



S
FALKOR END LB | FALKOR LB



S
FALKOR CORNER LB



S
FALKOR LB



S
GERLIN HB



TEMPO RND LS | TEMPO SQ HS | TEMPO RND LS | TEMPO SQ MS | TEMPO SQ LS
TEMPO REC LS | TEMPO RND XL LS | TEMPO SQ XL LS | TEMPO RND MS | TEMPO RND LS



TEMPO SQ MS



FALKOR CORNER LB	90	77	77	41	•
FALKOR END LB	90	77	80	41	•
FALKOR LB	90	77	90	41	•
GERLIN HB	113	38	140	80	•
TEMPO REC LS	45	42	85	45	
TEMPO RND LS	45	39	39	45	
TEMPO RND MS	60	39	39	60	
TEMPO RND XL LS	45	66	66	45	
TEMPO SQ HS	42	80	80	42	
TEMPO SQ LS	45	42	42	45	
TEMPO SQ MS	60	42	42	60	
TEMPO SQ XL	45	80	80	45	



RIBBEL CORNER LB | RIBBEL LB



SOHO CLUB CORNER B | SOHO CLUB 90 B



SOHO LB



SOHO DINER 60 B



SOHO DINER CORNER B



RIBBEL CORNER LB	74	76	76	42	•
RIBBEL LB	74	76	77	42	•
SOHO CLUB 90 B	85	75	90	49	•
SOHO CLUB CORNER B	85	75	75	49	•
SOHO DINER 60 B	100	67	60	49	•
SOHO DINER CORNER B	100	67	67	49	•
SOHO DINER END 90 B	100	67	90	49	•
SOHO LB	73	82	82	41	•



SOHO DINER END 90 B



S
CAVE 2 END B



S
CAVE 3 220 B



S
CAVE 4 AC



S
CAVE 4 180 B | FLAT 9441 TB



S
VARSO CORNER LB | VARSO LB



S
SOLO LAC



CAVE 2 END B	91	77	71	46	•
CAVE 3 220 B	138	75	220	46	•
CAVE 4 180 B	138	75	180	46	•
CAVE 4 AC	140	80	92	50	•
FLAT 9441 TB	73				
SOLO LAC	72	67	76	38	•
VARSO CORNER LB	75	90	90	43	•
VARSO LB	75	90	65	43	•



S
SAPHIR END 90 B



S
SAPHIR 120 B



BALMORAL LB



S
ROCCO LB

h h A h Ⓛ Ⓞ **S**

BALMORAL LB	79	95		41	
ROCCO LAC	75	95	120	43	•
ROCCO LB	78	95		43	•
SAPHIR 120 B	82	73	120	46	•
SAPHIR END 90 B	82	73	90	46	•



S
ROCCO LAC

T H E C O L L E C T I O N



TABLES





S
SHELF LTB



S
JETSON LTB



S
HOOVER LT



PICK UP LT



TRUNK LT



S
HANNAH LTB



S
PLOY LT



TABLET LT



BLOCK LT



SVEN SMALL LT | SVEN LARGE LT




S
SOREN LT

BLOCK LT
CROSS HTB
CROSS LTB
HANNAH LTB
HOOVER LT
JETSON LTB
PICK UP LT
PLOY LT
SHELF LTB
SOREN LT
SVEN LARGE LT
SVEN SMALL LT
TABLET LT
TRUNK LT

	h	h	A	h	⊕	⊗	S
BLOCK LT	40						
CROSS HTB	105				•	•	
CROSS LTB	39				•	•	
HANNAH LTB	43	50	50				•
HOOVER LT	50	50	50				•
JETSON LTB	36						•
PICK UP LT	56	52	52		•	•	
PLOY LT	40	52	52				•
SHELF LTB	49						•
SOREN LT	40/50	50					•
SVEN LARGE LT	36	90	90		•	•	
SVEN SMALL LT	48	50	50		•	•	
TABLET LT	45	55	55		•		
TRUNK LT	48						



S
CROSS LTB



S
CROSS HTB



FLAG LT



COM LT



S
BRANCO TB



S
STEEL TB



S
STEEL HTB



S
STEEL TB



S
FUEL TB



S
MASTERS T



S
SURREY TB



S
ARON LT



FLAT 4410 LTB



ARON LT	37	33	33	•
BRANCO TB	72			•
COM LT	48	48	48	•
FLAG LT	52	38	37	•
FLAT 4410 LTB				
FUEL TB	72			•
MASTERS T	75			•
STEEL HTB	111	60	280	•
STEEL TB	76			•
SURREY TB	72			•

THE COLLECTION 2018



LYON-3 TB



LYON-3 HTB



LYON-4 TB



DOMINIQUE-4 TB



DOMINIQUE-3 TB



DOMINIQUE-2 TB



STABLETABLE TB



SPEEDO-4 TB



SPEEDO-3 TB



SPEEDO-3 TB



DOMINIQUE-2 TB	71	•
DOMINIQUE-3 TB	71	•
DOMINIQUE-4 TB	71	•
LYON-3 HTB	107	•
LYON-3 TB	72	•
LYON-4 TB	72	•
SPEEDO-3 TB	73	•
SPEEDO-4 TB	73	•
STABLETABLE TB	70	•
YPSILON 4790 TB	73	•
YPSILON 4794 HTB	110	•



YPSILON 4790 TB



YPSILON 4794 HTB



S
BONITA TB



HAMAR TB



TRUMPET 4840 TB



LIBERTY 4200 TB



BOLD 4750 TB



BOLD 4754 HTB



LIBERTY 4220 TB



203-30 TB



S
OKTOBER TB



TORINO TB ENLARGED



LAJA 5420 TB



S
PLYMOUTH TB



S
HALSTEAD TB

H h A h   **S**

203-30 TB	72		
BOLD 4750 TB	73		
BOLD 4754 HTB	110		•
BONITA TB	71		•
HALSTEAD TB	73		•
HAMAR TB	73		
LAJA 5420 TB	73		
LIBERTY 4200 TB	73		
LIBERTY 4220 TB	73		
OKTOBER TB	73	80	130
PLYMOUTH TB	72	65	65
TORINO TB ENLARGED	73		•
TRUMPET 4840 TB	73		•



FLAT 9410 TB



FLAT 9440 TB



FLAT 9490 TB



FLAT 4401 TB



FLAT 4402 TB



FLAT FIX TB




FLAT FIX HTB



S
MOUNT RND 22 TB



S
MOUNT RND 42 TB



S
MOUNT RND 42 HTB



FLAT 4401 TB	73			
FLAT 4402 TB	73			
FLAT 9410 TB	73			
FLAT 9440 TB	73			
FLAT 9490 TB	73			
FLAT FIX HTB	107			
FLAT FIX TB	72			
MOUNT RND 42 HTB	107	42	42	•
MOUNT RND 22 TB	72	22	22	•
MOUNT RND 42 TB	72	42	42	•



FLAT 9470 TB



FLAT 9462 TB



FLAT 9494 HTB



FLAT 9434 HTB



VIDA RND TB



 AQUAGATE HTB



 AQUAGATE TB



VIDA SQ TB



AQUAGATE HTB	107	•
AQUAGATE TB	72	•
FLAT 9434 HTB	107	
FLAT 9462 TB	73	
FLAT 9470 TB	73	
FLAT 9494 HTB	107	
VIDA RND TB	70	
VIDA SQ TB	70	



S
OCTA TB



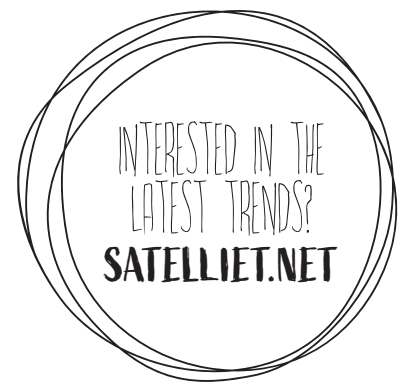
S
OCTA ENLARGED TB



S
OCTA-2 TB



S
NICOLE T | NICOLE B



S
MAYOR LT



S
MAYOR T



S
MAYOR HT

	h h A h	⊕	⊗	S
MAYOR HT	107	.	.	.
MAYOR LT	45	.	.	.
MAYOR T	72	.	.	.
NICOLE B	45	.	.	.
NICOLE T	72	.	.	.
OCTA ENLARGED TB	72	.	.	.
OCTA-2 TB	72	.	.	.
OCTA TB	72	.	.	.



ROLLABLE AND
WHEELCHAIR
ACCESSIBLE

S
LORD T



S
MISTRESS T



S
SHELLY T



S
QUICK HT



S
MISTRESS HT-H



S
MISTRESS HT



S
QUICK T



S
LITTLE MISTRESS LT



S
MISTRESS LT

h h A h ⚙️ ⚙️ **S**

LITTE MISTRESS LT	68	•
LORD T	76	•
MISTRESS HT	110	•
MISTRESS HT-H	110	•
MISTRESS LT	40	•
MISTRESS T	75	•
QUICK T	76	•
QUICK HT	110	•
SHELLY T	77	•



S
MARIE-ANTIONETTE T



S
FRENCH HT



S
MARIE T



S
MARIE HT



S
SOLID MT | A52 MS



A52 MS	68	35	35	68	
FRENCH HT	110				•
MARIE HT	107				•
MARIE T	72				•
MARIE-ANTIONETTE T	75				•
SOLID MT	90				•
SOLID T	75				•



S
SOLID T



S
TREE T-HT

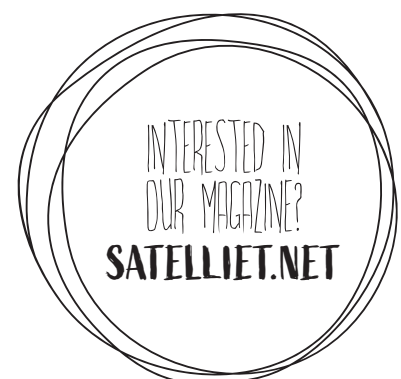


S
ALCATRAZ HS-WB | TREE HT | ALCATRAZ HS



S
TREE T

	h	h	A	h	⌚	⊗	S
ALCATRAZ HS	80	38	38	80	•		
ALCATRAZ HS-WB	108	51	40	75	•		
TREE HT	110						•
TREE T	76						•
TREE T-HT	75-110				•		•





LANCASTER TB-HTB



LANCASTER TB



BROOKLYN TB



BROOKLYN TB



BROOKLYN T
LANCASTER TB
LANCASTER TB-HTB

77 103
73
70-103



S
LEGS T



S
LEGS T



S
CONSTRUCT T | CONSTRUCT B

	h	h	A	h	⊕	⊗	S	
CONSTRUCT T	75	200	90					•
CONSTRUCT B	45	35	435					•
LEGS T	76							•



S
CONSTRUCT T



S
CONSTRUCT B



S
THOR MTB



BEAM B | BEAM T



BEAM HT



BEAM T	76
BEAM HT	110
BEAM B	45
THOR MTB	88



BAS ALTA TB



STEPLESS
ADJUSTMENTS



ROLLABLE

PROFESSIONAL 4580 TB



S
OMNIA T



S
OMNIA T



BAS ALTA TB
OMNIA T
OMNIA TROLLEY
PROFESSIONAL 4580 TB

68-110
76
.
73



OMNIA TROLLEY

THE COLLECTION

TERRACE





S
TWINE SC



S
TWINE AC



S
550 AC



S
550 SC



S
TWINE SC



S
550 SC



S
550 HS



S
TWINE AC



S
PERLE NOIR SC

COLOURS

550 AC	● ●
550 HS	● ●
550 SC	● ●
PERLE NOIR SC	+
TWINE AC	● ●
TWINE SC	● ●

h h A h Ⓛ Ⓞ **S**

86	51	54	47	•	•
119	51	46	80	•	•
86	51	46	47	•	•
79	60	56	46	•	•
77	65	61	45	•	•
77	65	58	45	•	•



S
PERLE NOIR SC



S
PERLE NOIR SC



S
HELENA AC



S
HELENA AC



S
HELENA AC



S
HELENA LAC



S
HELENA AC



S
HELENA ROCKING LAC



S
HELENA B



S
HELENA LAC | HELENA LS

COLOURS

- HELENA AC
- HELENA B
- HELENA LAC
- HELENA LS
- HELENA ROCKING LAC

- ● ● ● ●
- ● ● ● ●
- ● ● ● ●
- ● ● ● ●
- ● ● ● ●



87	66	61	42	•	•	•
87	64	127	46	•	•	•
80	74	61	40	•	•	•
33	48	46	33	•	•	•
81	98	60	46	•	•	•



S
FIRENZE AC



S
FIRENZE SC



S
RIBY AC



S
AREA CORNER



S
AREA B



S
CHAUMONT B

COLOURS

	●	h	h	A	h	⊕	⊙	S
AREA B	●	91	46	140	45	•	•	
AREA CORNER B	●	91	46	78	45	•	•	
CHAUMONT B	●	85	60	140	43	•	•	
DUETTO SC	●	85	35	40	47	•	•	
DUETTO T	●	76	60	60		•	•	
FIRENZE AC	●	80	58	56	46	•	•	•
FIRENZE SC	●	80	58	46	46	•	•	•
RIBY AC	●	78	59	57	46	•	•	•



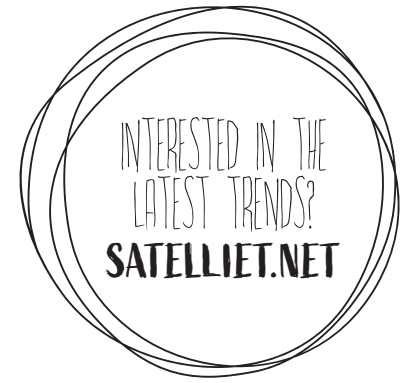
DUETTO SC | DUETTO T



S
FUERA 60 B-WB



S
FUERA 140 B-WB



S
FUERA 200 HT | FUERA 80 HT | FUERA 260 T



S
FUERA HS | FUERA LS



S
FUERA 80 T



S
FUERA 140 T | FUERA 120 B

INDUSTRIAL
EDGE



S
VARESE HS



VENICE AC

COLOURS



h h A h ⚙️ ⚙️ **S**

FUERA 120 B	●	45	35	120	45	•	•
FUERA 140 B-WB	●	80	58	140	45	•	•
FUERA 140 T	●	75	140	80		•	•
FUERA 200 HT	●	110	200	80		•	•
FUERA 260 T	●	75	260	100		•	•
FUERA 60 B-WB	●	80	58	60	45	•	•
FUERA 80 HT	●	110	80	80		•	•
FUERA 80 T	●	75	80	80		•	•
FUERA HS	●	80	35	35	80	•	•
FUERA LS	●	45	35	35	45	•	•
VARESE HS	●	80	35	35	80	•	•
VENICE AC	○ ● ● ● ● ●	84	49	57	46	•	



S
GIROLA SC



S
GIROLA AC



S
GIROLA TEAK SC



S
GIROLA TEAK AC



S
GIROLA AC



S
GIROLA AC



S
GIROLA AC



S
GIROLA HS



S
GIROLA SC

	COLOURS	H	h	A	h	⊕	⊙	S
GIROLA AC	○ ● ● ● ● ●	80	60	59	44	•	•	•
GIROLA SC	○ ● ● ● ● ●	80	60	59	44	•	•	•
GIROLA TEAK AC	● ● ● ● ● ●	80	60	59	44	•	•	•
GIROLA TEAK SC	● ● ● ● ● ●	80	60	59	44	•	•	•
GIROLA HS	● ● ● ● ● ●	106	56	52	80	•	•	•



S
GIROLA AC



S
GIROLA SC



S
DENVER AC



S
DENVER AC



AUSTIN AC



AUSTIN AC



S
MACY AC



S
JONAS AC



PRAAG AC



PRAAG SC

COLOURS

-
- ●
-
-
-
-



- AUSTIN AC
- DENVER AC
- JONAS AC
- MACY AC
- PRAAG AC
- PRAAG SC

85	74	56	48	•	•	•
81	60	56	48		•	•
78	62	59	50	•	•	•
78	58	60	48	•	•	•
79	66	56	46	•	•	
79	66	56	46	•	•	



S
25.25 AC



S
25.25 AC



S
25.25 AC



S
25.25 AC



S
25.25 AC



S
25.25 AC

COLOURS

25.25 AC
25.25 HS



80	60	58	45	•	•	•
100	50	47	80	•	•	•



S
25.25 HS



S
25.25 HS



S
25.25 ALU AC



S
25.25 ALU AC



S
25.25 ALU AC



S
25.25 ALU AC



S
25.25 ALU AC



S
25.25 TEAK AC



S
25.25 TEAK AC



COLOURS



25.25 ALU AC
25.25 TEAK AC



80	60	58	45	•	•	•
80	60	58	45	•	•	•



S
SOLA AC



S
SOLA AC



S
SOLA AC



S
SOLA AC



S
SOLA AC



CAPRI SC



S
TOSCANA HS



CAPRI SC



CAPRI SC

	COLOURS	H	h	A	h	⊕	⊙	S
CAPRI SC	● ● ●	77	54	57	45	•	•	
MAARIT HS	○ ● ● ● ● ● +	80	38	38	80			• •
MAARIT LS	● ● ● ● ● ● +	46	42	42	45	•	•	• •
SOLA AC	○ ● ● ● ● ●	80	58	56	43	•	•	• •
TOSCANA HS	○ ● ● ● ● ●	114	67	58	80	•	•	• •



S
MAARIT HS



S
MAARIT LS



TOSCANA AC



TOSCANA AC



TOSCANA AC



TOSCANA AC



TOSCANA AC



YLFI AC



YLFI SC



YLFI AC

TOSCANA AC
 YLFI AC
 YLFI SC

COLOURS



82	61	57	46	•	•	•
82	60	59	46	•	•	•
82	60	56	46	•	•	•

THE COLLECTION 2018



NOLITA 3650 SC



NOLITA 3658 HS



TATAMI 305 SC



TATAMI 305 SC



ICE 800 SC



ICE 850 AC



NOLITA 3656 AC



SNOW 300 SC



TATAMI 306 AC

- ARA 310 SC
- ARA 315 AC
- ICE 800 SC
- ICE 850 AC
- NOLITA 3650 SC
- NOLITA 3656 AC
- NOLITA 3658 HS
- SNOW 300 SC
- TATAMI 305 AC
- TATAMI 306 SC

COLOURS

- ● ● ● ● ● +
- ● ● ● ● ● +
- ● ● ● ● ● +
- ● ● ● ● ● +
- ● ● ● ● ● +
- ● ● ● ● ● +
- ● ● ● ● ● +
- ● ● ● ● ● +
- ● ● ● ● ● +
- ● ● ● ● ● +

H H A H Ⓢ Ⓢ Ⓢ

83	56	50	46	•	•
83	56	60	46	•	•
78	50	46	45	•	•
85	55	59	45	•	•
77	54	55	47	•	•
85	58	60	47	•	•
96	49	51	75	•	•
81	55	47	46	•	•
78	62	58	44	•	•
78	58	50	44	•	•



ARA 310 SC



ARA 315 AC

+ OTHER COLOURS AVAILABLE UPON REQUEST



IBIS 002 AC



SIXTIES SC



NASSAU 533 SC



SYT 200 AC



1900 SC



1900 AC



NASSAU 533 SC



LUXEMBOURG AC



LUXEMBOURG SC



LUXEMBOURG LAC



LUXEMBOURG HS



KINTBURY SC



STRIPE SC

COLOURS

1900 SC		+
1900 AC		+
IBIS 002 AC		+
KINTBURY SC		+
LUXEMBOURG AC		+
LUXEMBOURG HS		+
LUXEMBOURG LAC		+
LUXEMBOURG SC		+
NASSAU 533 SC		+
SIXTIES SC		
STRIPE SC		+
SYT 200 AC		



+ OTHER COLOURS AVAILABLE UPON REQUEST



UNO AC



UNO SC



S
FORTALEZA AC



STEPHANIE AC



S
MALUKU 140B



S
MALUKU 60 B



SLICE SC



S
LOEFF OUTDOOR B



S
LOEFF OUTDOOR HB

COLOURS

EARTH 80 T	●
EARTH LS	●
FORTALEZA AC	●
LOEFF OUTDOOR B	● ● ●
LOEFF OUTDOOR HB	● ● ●
MALUKU 60 B	● ●
MALUKU 140 B	● ●
SLICE SC	●
STEPHANIE AC	● ●
UNO AC	● ●
UNO SC	● ●

h h A h ☯ ☀ **S**

76	80	80	●	●		
46	35	35	46	●	●	
78	60	63	45	●	●	
86	64	47	●	●		
120	70	80	●	●		
90	66	60	45	●	●	●
90	66	140	45	●	●	
74	59	58	46	●	●	●
81	59	57	46	●	●	●
87	57	54	45	●	●	
87	57	45	45	●	●	



S
EARTH 80 T | EARTH LS



S
EARTH HS | EARTH HT



S
PLANET T | EARTH 180 B



S
FOREST T



S
EARTH 140 T | EARTH 120 B



S
LIFE DINER B | LEAF



S
LIFE CORNER LB | LIFE LB | JETSON 50 LTB | JETSON 70 LTB



S
LIFE CORNER LB | LIFE LB

COLOURS

- EARTH 120 B
- EARTH 140 T
- EARTH 180 B
- EARTH HS
- EARTH HT
- FOREST T
- JETSON 50 LTB
- JETSON 70 LTB
- LEAF
- LIFE B
- LIFE CORNER LB
- LIFE DINER B
- LIFE LB

-
-
-
-
-
- ●
-
-
-
- ●
- ●
- ●
- ●

h h A h

46	35	120		•	•
76	80	140		•	•
46	35	180		•	•
80	35	35	80	•	•
110	80	80		•	•
76	100	220		•	•
36				•	•
40				•	•
100	40	40		•	•
90	62	130	45	•	•
76	87	87	37	•	•
90	62	130	45	•	•
76	87	140	37	•	•





LAGUNA AC



PLATERO AC



S
PALMERA SUPER AC



S
PALMERA SUPER AC



S
HITCHCOCK AC



S
HITCHCOCK AC



S
HITCHCOCK AC



S
HITCHCOCK WOODGRAIN AC



S
FIRENZE METAL SC



S
FIRENZE METAL AC



S
FIRENZE METAL SC



S
FIRENZE METAL AC

	COLOURS	H	h	A	h	☯	☀	S
FIRENZE METAL AC	○ ● ●	80	59	55	47	•	•	•
FIRENZE METAL SC	○ ● ●	80	59	43	47	•	•	•
HITCHCOCK AC	○ ●	82	53	57	48	•	•	•
HITCHCOCK WOODGRAIN AC	○	82	53	57	48	•	•	•
LAGUNA AC	● ●	87	69	55	46	•	•	•
LAZY SB	●		198	53	34	•	•	•
PALMERA SUPER AC	● ●	76	58	56	45	•	•	•
PLATERO AC	●	74	57	52	44	•	•	•



LAZY SB



S
ARO AC



S
ARO AC



ALCATRAZ SC



XAVIER SC



NEW YORK BATYLINE AC



ALCATRAZ HS



ALCATRAZ HS-WB



NEW YORK FOC AC



NEW YORK BATYLINE HS



SUN SB | SUN LT

COLOURS

- ALCATRAZ HS ●
- ALCATRAZ HS-WB ●
- ALCATRAZ SC ●
- ARO AC ● ●
- NEW YORK BATYLINE AC ● ● ●
- NEW YORK BATYLINE HS ●
- NEW YORK FOC AC ● ●
- SUN LT ●
- SUN SB ●
- XAVIER SC ●



80	38	38	80	●
108	51	40	75	●
85	49	40	45	●
82	56	57	46	● ● ●
84	57	57	45	● ● ●
117	56	55	75	● ●
84	57	57	45	● ● ●
45	46	46		●
	207	59	34	●
85	54	44	44	● ●



S
PARIS AC



S
PANDA RELAX AC



S
CEASAR AC



S
PANDA AC



S
PARIS SC



S
PARIS AC

COLOURS

- CEASAR AC
- FANNY AC
- PANDA AC
- PANDA RELAX AC
- PARIS AC
- PARIS SC

-
-
- ●
- ●
- ●
- ●

h h A h ☯ ☼ S

84	60	63	45	•	•	•
84	59	54	45	•	•	•
81	61	56	44	•	•	•
85	64	56	44	•	•	•
92	53	52	46	•	•	•
92	49	44	46	•	•	•



S
FANNY AC



S
FANNY AC



S
SKELTON AC



S
WILLOW AC



S
WILLOW AC



S
WILLOW SC



S
WILLOW LS



S
TWISTER AC



S
ANIMAL | ANIMAL SMALL



	COLOURS	H	h	A	h	⚙	☀	S
ANIMAL LARGE	+	121	43	99				• •
ANIMAL SMALL	+	85	30	69				• •
SKELTON AC	•	86	70	66	52			• •
TWISTER AC	•	88	58	64	46			• •
WILLOW AC	• •	81	62	58	46			• •
WILLOW LS	•	47	43	43	47			• •
WILLOW SC	• •	81	58	46	46			• •



WILLOW HOCKER LS | WILLOW SOFA LB | WILLOW LB | WILLOW CORNER LB | WILLOW LAC



WILLOW SOFA LB



WILLOW LAC | WILLOW HOCKER LS



WILLOW CORNER LB

COLOURS

	●	h	h	A	h	⊕	⊙	S
SEPA B	●	93	61	170	46	•	•	
WILLOW CORNER LB	●	76	90	90	30	•	•	
WILLOW HOCKER LS	●	30	90	91	30	•	•	
WILLOW LAC	●	76	90	110	30	•	•	
WILLOW LB	●	76	90	138	30	•	•	
WILLOW SOFA LB	●	76	90	138	30	•	•	



SEPA B



S
RIO LB



S
RIO LAC | RIO HOCKER LS | RIO CORNER LB | RIO LB



S
RIO LAC



S
RIO CORNER LB



S
BARCA CORNER LB | BARCA LB | BARCA LTB



S
BARCA LAC | BARCA HOCKER LS

COLOURS

- BARCA CORNER LB
- BARCA HOCKER LS
- BARCA LAC
- BARCA LB
- BARCA LTB
- RIO CORNER LB
- RIO HOCKER LS
- RIO LAC
- RIO LB

- ●
- ●
- ●
- ●
- ●
- ●
- ●
- ●
- ●



77	76	76	45	•	•	•
45	76	76	45	•	•	•
77	76	76	45	•	•	•
77	76	76	45	•	•	•
31	76	76	31	•	•	•
76	81	81	33	•	•	•
33	77	77	33	•	•	•
76	81	100	33	•	•	•
76	81	77	33	•	•	•



MAMBO-3 TB



MAMBO-4 TB



MAMBO-2 TB



MARCIANO T



MAMBO-3 HTB



MAMBO-5 TB



NEW YORK T



NEW YORK HT



S
STEEL T OUTDOOR

COLOURS

- MAMBO-2 TB
- MAMBO-3 HTB
- MAMBO-3 TB
- MAMBO-4 TB
- MAMBO-5 TB
- MARCIANO T
- NEW YORK HT
- NEW YORK T
- STEEL T OUTDOOR

-
-
-
-
-
-
-
-
-



- 72
- 107
- 72
- 72
- 72
- 76
- 110
- 76
- 76

-
-
-
-
-
-
-
-
-



LYON 3 TB



LYON-3 HTB



DOMINIQUE-3 TB



DOMINIQUE-4 TB



LYON-4 TB



DOMINIQUE-2 TB



DOMINIQUE-2 TB

COLOURS

- DOMINIQUE-2 TB
- DOMINIQUE-3 TB
- DOMINIQUE-4 TB
- LYON-3 HTB
- LYON-3 TB
- LYON-4 TB

-
-
-
-
-
-

h h A h ④ ⑤ S

- 71
- 71
- 71
- 107
- 72
- 72

-
-
-
-
-
-



TORINO TB



TORINO-2 TB



GENT-3 TB



STABLETABLE TB

STABLE ON UNEVEN GROUND

FOLDABLE



GENT-4 TB



SPEEDO-4 TB



SPEEDO-3 TB



SPEEDO-3 TB



GENT-2 TB

COLOURS

- GENT-2 TB
- GENT-3 TB
- GENT-4 TB
- SPEEDO-3 TB
- SPEEDO-4 TB
- STABLETABLE TB
- TORINO TB
- TORINO-2 TB



72	•	•
72	•	•
72	•	•
73	•	•
73	•	•
70	•	•
73	•	•
73	•	•



S
CLOUD T



S
CLOUD RND T



S
SALAMANCA T



S
BROOKLYN TB

COLOURS

- BROOKLYN T
- CLOUD RND T
- CLOUD T
- SALAMANCA T

-
- ●
- ●
-

h h A h ☯ ☼ S

77	103	•	•
75	246 246 45	•	•
75	192 250 45	•	•
75	200 182 75	•	•



ALCATRAZ HS-WB | TREE HT | ALCATRAZ HS



LANDER T

COLOURS

- ALCATRAZ HS
- ALCATRAZ HS-WB
- LANDER T
- TREE HT

-
-
-
-

h	h	A	h	⚙	⚙	Ⓢ
80	38	38	80	•	•	•
108	51	40	75	•	•	•
76				•	•	•
110				•	•	•



CARRIER



TROLLEY UNIVERSAL



TERRACE DIVIDER | TWIG TERRACE DIVIDER



SOLEIL RND



SOLEIL SQ



RIO PILLOW CASE



COUNTER



ROYAL EAGLE SQ



BOTANIA RECT | BOTANIA SQ

	COLOURS	h	h	A	h	⊕	☀	S
BOTANIA RECT	●	100	28	119		•	•	
BOTANIA SQ	●	100	27	36		•	•	
CARRIER	●	150	35	60		•		
COUNTER	●	110	80	65		•	•	
RIO PILLOW CASE	●	92	65	125	92	•	•	
ROYAL EAGLE SQ	● ● ● ● +				500	•		
SERVICE TROLLEY	+	180	76	106		•	•	
SOLEIL RND	● ● ● ●				300	•		
SOLEIL SQ	● ● ● ●				300	•		
TERRACE DIVIDER	●	104		160		•	•	
TROLLEY UNIVERSAL	●	115	211	74		•	•	
TWIG TERRACE DIVIDER	●	104		160		•	•	



SERVICE TROLLEY

T H E C O L L E C T I O N



INDEX



THE COLLECTION 2018

	THE COLLECTION	THE LOOKBOOK		THE COLLECTION	THE LOOKBOOK		THE COLLECTION	THE LOOKBOOK
13 EIGHTY AC	49		AAC 12 SC		94	BABILA 2736 AC	44	
13 EIGHTY SC	49		AAC 13 SC	48		BALMORAL LB	86	
16/C HS	60	38, 40,	AAC 22 AC	48		BARCA CORNER LB	123	
		58, 62	AAC 23 AC	48		BARCA HOCKER LS	123	
16/C SC	18	40, 128	AAL 81 LAC	48		BARCA LAC	123	
1900 AC	115		AAS 32 HS	49		BARCA LB	123	202, 206,
1900 SC	115		AAS 39 HS	49, 67				212
203-30 TB	91		ABERDEEN HS	56		BARCA LTB	123	
25.25 AC	16, 110	202	ADALENA AC	31		BARCELONA B	72	
25.25 ALU AC	111	98, 204	ADALENA SC	31		BARI AC	43	
25.25 HS	110	204, 220	AGATHA 047 AC	43		BARI SC	43	
25.25 LAC	73		ALCATRAZ HS	58, 98, 119,		BAROK LAC	77	
25.25 TEAK AC	111	188, 190		129		BAS ALTA TB	102	
350 AC	21		ALCATRAZ HS-WB	58, 98, 119,	200	BEAM B	101	
350 HS	21, 60	42		129		BEAM HT	101	
350 SC	21	42	ALCATRAZ MS	58		BEAM T	101	
350 SC-STCK	21	106	ALCATRAZ MS-WB	58		BELFAST HS		44
3703 HS	60		ALCATRAZ SC	13, 119		BELLEVILLE AC	47	
505-60 MS	60		ALINE-80 HS	68		BERND	21	
505-80 HS	60	32, 36, 38,	ALL PLASTIC CHAIR SC	47		BLISS 01 SC	38	
		40, 46	ALLEGRO AC	54		BLISS 04 AC	38	
51880 HB	79		ALLEGRO HS	66		BLISS 05 HIGH LAC	38	
51980 B	78	130	ALLEGRO SC	54		BLISS 05 LAC	38	
51981-59198 B	79	44	ALLEGRO TROLLEY	54		BLISS 09 B	38	
51983 B	78	78	ALUMINIUM CHAIR EA 117 AC	47		BLOCK LT	88	
51984 B	78		AMBRA SC		58	BODRI LAC	71	
51990 B	79	50	AMSTEL SC	21		BOLD 4750 TB	91	
51991 B	78		ANCONA HS	40		BOLD 4754 HTB	91	
51992 B	79	40	ANCONA HS	65		BONITA TB	91	
52016 B	78		ANCONA LSC	40		BOTANIA RECT	130	
550 AC	15, 104	190	ANCONA SC	40		BOTANIA SQ	130	
550 HS	15, 59, 104		ANIMAL LARGE	121		BRADLEY HS	56	
550 SC	15, 104	44, 190	ANIMAL SMALL	121		BRAGA M954 AC	27	
6023 AC	19	128	AQUAGATE HTB	93		BRAGA M954 SC	27	
6023-80 HS	60		AQUAGATE TB	93		BRIGHTON HS	9, 64	
6025 AC	18		ARA 310 SC	44, 114		BRIGHTON SC	9, 35	
700 SC	21		ARA 315 AC	44, 114		BRISTOL B	74	
766 SC	18	38	AREA 140 B	106		BRISTOL LAC	75	
9208 HS	56		AREA CORNER B	106		BROOKLYN T	99, 128	
A10 AC	22, 23		ARGOS LAC	70		BUMPER B	82	
A10 SC	22		ARO AC	119		CAMELIA M986 UU SC	26	
A40 AC	23		ARON LT	89	76	CAMELIA M986 UW SC	26	
A40 HS	61		ART AC	31		CAMELIA M986C UU AC	26	
A40 SC	23		ART DE LUXE HS	64		CANTINE HS	9, 59	96, 162, 178
A52 MS	96	124	ART SC	31		CANTINE SC	9	32, 96
A53 HS	61		AUGUST 01 AC	31		CAPRI SC	112	
A65 AC	23		AUGUST 02 AC	31		CARDIFF HS	60	
A65 SC	23		AUSTIN AC	109		CARRIER	130	
AAC 10 SC	48		BABILA 2730 SC	45	126	CARTER AC	32	

	THE COLLECTION	THE LOOKBOOK		THE COLLECTION	THE LOOKBOOK		THE COLLECTION	THE LOOKBOOK
CARTER HS	32, 63		COLUMBUS HIGH LAC	77		DUKE LAC	74	
CARTER SC	32		COLUMBUS HIGH LB	77		EAMES PLASTIC ARMCHAIR DAL AC	46	
CASSIS M12 SC	30		COLUMBUS LAC	77		EAMES PLASTIC ARMCHAIR DAW AC	46	
CASSIS M12C AC	30		COM LT	89, 124		EAMES PLASTIC CHAIR DSR SC	46	
CASSIS M13 SC	30		COMA METAL HS	66		EAMES PLASTIC CHAIR DSW SC	46	58
CASSIS M14 SC	30		COMA METAL LS	66		EAMES PLASTIC CHAIR DSX SC	46	
CASSIS M14B AC	30		COMA WOOD HS	66		EARTH 120 B	117	
CASSIS M14C AC	30		CONIC TB	97		EARTH 140 T	117	
CASSIS M20 HS	61		CONSTRUCT B	100		EARTH 180 B	117	
CASSIS M21 HS	61		CONSTRUCT T	100		EARTH 80 T	116	
CASSIS M280 AC	30		COOLIDGE SC	35		EARTH HS	117	
CASSIS M282 LAC	74		CORK HS	57		EARTH HT	117	
CASSIS M284 AC	30		COSY B	77		EARTH LS	116	
CASSIS M286D LB	74		COSY HIGH B	77		EDINBURGH HS	57	
CASSIS M290 LSC	74		COUNTER	130		EDO HS	9, 59	
CASTO AC	17	152	CROSS HTB	88, 124		EDO SC	9	
CASTO WOOD AC	17		CROSS LTB	88, 124	212	EVE AC	34	
CAVE 2 END B	85		CUOVO AC	26, 27		EVERETT AC	17	26, 144, 162
CAVE 3 220 B	85		CUOVO HS	61		EVERETT SQ AC	17	110, 178
CAVE 4 180 B	85		CUOVO SC	26		FACTORY TB	97	
CAVE 4 AC	85		CUOVO SC STCK	26		FALKOR CORNER LB	83	
CEASAR AC	120		DA VINCI 01 SC	36		FALKOR DINER END B		80, 96, 108, 124, 154
CHARLES GHOST HS	51		DA VINCI 02 AC	36	150			
CHASE SC	21		DA VINCI 03 AC	36		FALKOR END B	82	
CHAUMONT B	106	184	DA VINCI 04 AC	36	174	FALKOR END LB	83	
CHELSEA AC	14		DA VINCI 05 HIGH LAC	76	174	FALKOR LB	83	
CHELSEA HS	58	162	DA VINCI 05 LAC	36, 76	174	FANNY AC	120	226
CHELSEA SC	14	162	DA VINCI 09 B	36		FAUTEUIL DIRECTION	47	
CHICAGO LAC	71	114	DA VINCI HS	63	22	FEATHERTON LAC	70	108, 114, 162
CHRISTIE AC	39		DANAS LAC	70	108, 148	FELIPE AC		100
CHRISTIE SC	39		DARFORD AC	24	54, 56, 64	FINN SC	19	
CIBELLE HS	61		DARFORD OPEN AC	24	64	FIRENZE AC	106	218
CIBELLE M617 SC	30		DAVENPORT AC	24		FIRENZE METAL AC	13, 118	
CIBELLE M618 AC	30		DENVER AC	109	224	FIRENZE METAL SC	13, 118	
CIBELLE M620 PQ HS		48	DERBY HS	56	110	FIRENZE SC	106	
CINQUANTA HIGH AC	22		DESK SC	12	128	FLAG LT	89, 124	
CINQUANTA HIGH SC	22		DICE 46 LS	58		FLASH AC	28	50, 100, 106, 144, 150, 152
CINQUANTA LOW AC	23		DICE 60 MS	58				
CLAP AC	51		DICE 80 HS	58				
CLASSIC 11-82 HS	68		DIXIE AC	26		FLASH HS	29, 62	68, 116, 162, 170
CLEO M932 WUU SC	27		DIXIE HS	61				
CLEVELAND LAC	71	78	DOME 261 SC	44		FLASH LAC	29, 74	
CLOUD RND T	128		DOME 265 AC	44		FLASH LSC	28, 74	
CLOUD T	128	192	DOMINIQUE-2 TB	90, 126		FLASH MS	29, 62	
COBRA 01-82 HS	50, 68	62	DOMINIQUE-3 TB	90, 126		FLASH SC	28	74, 106, 116
COCKTAIL HS	24, 61	36, 78, 94	DOMINIQUE-4 TB	90, 126		FLASHING AC	28	
COCKTAIL SC	24	60, 62, 170	DUBLIN HS	57	92, 114	FLASHING HS	29, 62	
COLAPSO SC	13		DUETTO SC	106	196	FLASHING LOW HS	62	
COLLEGE SC	12		DUETTO T	106	196	FLASHING LOW MS	29	50

THE COLLECTION 2018

THE COLLECTION

THE LOOKBOOK

THE COLLECTION

THE LOOKBOOK

THE COLLECTION

THE LOOKBOOK

FLASHING MS	29, 62		GERLIN HB	11, 83		ICE 800 SC	45, 114	
FLASHING SC	28		GERLIN HS	11, 57	30, 38, 46,	ICE 806 HS	66	
FLASHY HS	29, 62				56, 108,	ICE 850 AC	45, 114	
FLASHY MS	29, 62				134	INSERT T	97	
FLAT 4401 TB	92		GERLIN LAC	11	46	IOS 01-82 HS	68	
FLAT 4402 TB	92		GERLIN MS	57	20	IRMA AC	39	
FLAT 4410 LTB	89		GERLIN SC	11	28, 30, 38,	IRMA SC	39	
FLAT 9410 TB	92				74, 136,	JAZZ 3716 AC	45	
FLAT 9434 HTB	93				146	JEFFERSON AC	33	
FLAT 9440 TB	92		GIM B	82		JEFFERSON SPIN AC	33	
FLAT 9441 TB	85		GIM LS	82		JEFFERSON STAR AC	33	
FLAT 9462 TB	93		GIROLA AC	108	214, 216	JEFFERSON WOOD AC	33	
FLAT 9470 TB	93		GIROLA HS	59, 108		JETSON 50 LTB	117, 124	
FLAT 9490 TB	92		GIROLA SC	108	210, 214,	JETSON 70 LTB	117, 124	
FLAT 9494 HTB	93				216	JETSON LTB	88	
FLAT FIX HTB	92		GIROLA TEAK AC	108	198, 216	JILL HS	60	90
FLAT FIX TB	92		GIROLA TEAK SC	108	216	JODY HS	14	
FLAT SQ OUTDOOR	124		GLASGOW HS	56		JODY SC	14	
FLEUR B	77		GLASGOW LS	56		JOE AC	19	20
FOLD LSC	71		GLISS 902 MS	66		JOE SC	19	20, 90, 92
FOREST T	117		GLISS 904 AC	44		JONAS AC	14, 109	
FORTALEZA AC	116		GLISS 905 AC	44		JORGEN SC	20	
FRANKIE HS	50, 68		GLISS 936 HS	45		JUNE 01 AC	31	
FRANKIE LS	50, 68		GRACY AC	54		JUNE 03 AC	31	
FRANKIE MS	50, 68		GRACY SC	54		JUPITER 01-82 HS	68	
FRANKIE SC	50	24	HADDOCK LAC	50		JUPITER 11-82 HS	50, 68	
FREDRIC AC	10		HADDOCK AC	50		KERI HS	59	
FREDRIC SC	10		HADDOCK SC	50		KESY 01 SC	38	
FRENCH HT	96		HALSTEAD TB	91		KESY 04 AC	38	
FUEL TB	89		HALWOOD SC	47		KESY 05 LAC	76	
FUERA 120 B	107		HAMAR TB	91		KESY 07 HS	38	
FUERA 140 B-WB	107		HANNAH HS	56		KESY 09 B	76	
FUERA 140 T	107		HANNAH LTB	88		KINTBURY SC	115	
FUERA 200 HT	107		HARRISON LAC	71		KODA SC	35	
FUERA 260 T	107		HEE HS	49, 67		KUADRA 1115 AC	45	
FUERA 60 B-WB	107		HEE SC	49		KUADRA 1321 SC	45	
FUERA 80 HT	107		HELENA AC	105	192, 194	LAGUNA AC	118	
FUERA 80 T	107		HELENA B	105		LAJA 5420 TB	91	
FUERA HS	107		HELENA LAC	105	118	LANA AC	16	
FUERA LS	107		HELENA LS	105		LANCASTER TB	99	
GALVANITAS S-17 AC	8		HELENA ROCKING CHAIR LAC	105		LANCASTER TB-HTB	99	
GALVANITAS S-17 HS	8, 57		HITCHCOCK AC	118		LANDER T	129	
GALVANITAS S-17 SC	8, 97	22, 118	HITCHCOCK WOODGRAIN AC	118	226	LARS LAC	70	
GALVANITAS S-17 TB	8, 97		HOOVER LT	88		LAZY SB	118	
GENERIC A AC	51		HUG HS	52		LEAF	117	
GENT-2 TB	127		HUG SC	52		LEGS T	100	
GENT-3 TB	127		IBIS 002 AC	43, 115		LEM HS	67	
GENT-4 TB	127		IBIS S3033 HS	67		LEONA M925 TW AC	26	
GERLIN AC	11		IBIS WOOD AC	43		LEONA M925 TW SC	26	

	THE COLLECTION	THE LOOKBOOK		THE COLLECTION	THE LOOKBOOK		THE COLLECTION	THE LOOKBOOK
LIBERTY 4200 TB	91		LYON-4 TB	90, 126		MAYOR LT	94	
LIBERTY 4220 TB	91		MAATWERKBANKEN	78, 79	60, 64, 70,	MAYOR T	94	
LIFE B	117				98, 144,	MEDAILLON AC	39	
LIFE CORNER LB	117				170, 172	MEDAILLON SC	39	
LIFE DINER B	117		MAARIT HS	66, 112		METZ SC	52	144
LIFE LB	117		MAARIT LS	66, 112		MIDTOWN B	82	
LILY LSC	76		MAC HS	60		MILANO B	77	
LILY WOOD LSC	76		MAC SC	21		MILDRED HS	64	
LINCOLN AC	33		MACY AC	109	224	MILDRED SC	39	
LINDGREN LAC	70	110	MADEMOISELLE KRAVITZ AC	51		MISTRESS HT	95	
LINDY AC	39		MADISON HS	65		MISTRESS HT-H	95	
LINDY CR AC	39		MADRID HOCKER	72		MISTRESS LT	95	
LINDY SC	39		MADRID LAC	72		MISTRESS T	95	
LINZ AC	18	34, 40	MADRID LB	72	62	MODENA AC	41	72
LINZ SC	18	34	MADRID LBA	72		MODENA HS	41, 65	
LITTE MISTRESS LT	95		MAGDA 05 HIGH LAC	76		MODENA LAC	75	
LIVERPOOL HS	56	82, 90, 128	MAGDA 05 LAC	76		MODENA LSC	41	
LOCK SC	20	166	MAGDA 44 AC	37		MODENA SC	41	
LOEFF B	82	194, 210	MAGDA AC	37	142, 166	MONO LAC	82	
LOEFF OUTDOOR B	116	200	MAGDA LAC	37		MONROE AC	33	
LORD T	95		MAGDA SC	37	52	MONROE HS	33, 63	
LOTTUS 4750 HS	67		MALUKU 140 B	116		MONZA AC	52	
LOTTUS 4791 HS	66		MALUKU 60 B	116		MONZA SC	52	134
LOTTUS 4800 AC	53		MAMBO-2 TB	125		MOOD LAC	72	
LOTTUS 4801 SC	53		MAMBO-3 HTB	125		MOOD LB	73	
LOTTUS 4818 SC	53		MAMBO-3 TB	125		MOUNT RND 22 TB	92	
LOTTUS 4864 SC	53	174	MAMBO-4 TB	125		MOUNT RND 42 HTB	92	
LOTTUS 6101 SC	53		MAMBO-5 TB	125		MOUNT RND 42 TB	92	
LOTTUS 6164 SC	53		MANON SC	20		NASSAU 533 SC	42, 115	
LOTTUS 6200 AC	53		MANU AC	37	58, 70	NET AC	43	
LOTTUS XL 5964 LSC	73	90	MANU HS	37, 63		NET HS	43	
LOUNGE CHAIR LAC	47		MARCIA HS	66		NET SC	43	
LOUSADA M950 UU AC	27		MARCIA SC	43	176	NEU 10 SC	48	
LOUSADA M950 UU SC	27		MARCIANO T	125		NEU 13 SC	49	
LOVENA AC	25	64, 94, 134	MARESQUE AC	75		NEW YORK BATYLINE AC	119	206
LOVENA HS	25, 65		MARESQUE SC	75		NEW YORK BATYLINE HS	119	
LOVENA HS LOWBACK	64		MARIE HT	96		NEW YORK FOC AC	119	
LOVENA LOW HS	25		MARIE T	96		NEW YORK HT	125	
LOVENA OPEN AC	25	64, 68	MARIE-ANTOINETTE T	96		NEW YORK T	125	
LOVENA OPEN PLYWOOD SC	25		MARKA 565 AC	34		NICOLE B	94	
LOVENA OPEN SC	25	64, 68	MARKA 567 AC	34		NICOLE T	94	
LOVENA SC	25	64, 92, 114	MARKA 568 AC	34		NIRVANA LAC	73	
LUXEMBOURG 80 T	124		MARKA 570 AC	34		NIRVANA LS	73	
LUXEMBOURG AC	115		MARSELLUS LAC	82		NIXON HS	32, 63	
LUXEMBOURG HS	115		MASTERS AC	51	76	NIXON SC	32	
LUXEMBOURG LAC	115		MASTERS HS	51, 67		NOLITA 3650 SC	44, 114	74
LUXEMBOURG SC	115		MASTERS T	89		NOLITA 3656 AC	44, 114	
LYON-3 HTB	90, 126		MAUI SOFT OFFICE AC	51		NOLITA 3658 HS	44, 114	
LYON-3 TB	90, 126		MAYOR HT	94		OCTA ENLARGED TB	94	

THE COLLECTION 2018

THE COLLECTION

THE LOOKBOOK

THE COLLECTION

THE LOOKBOOK

THE COLLECTION


THE LOOKBOOK

OCTA TB	94		RIBBEL CORNER LB	84		SLICE SC	116	
OCTA-2 TB	94		RIBBEL LB	84		SNOW 300 SC	45, 114	130
OKTOBER TB	91		RIBY AC	106		SOFT AC	22	
OMNIA T	102		RIO CORNER LB	123		SOFT EDGE SC	48	
OMNIA TROLLEY	102		RIO HOCKER LS	123		SOFT PAD EA208AC	46	
ORCHID AC	34		RIO LAC	123		SOFT SC	22	
ORCHID CONIC AC	34	168	RIO LB	123		SOFT XL AC	22	
ORGANIC CHAIR AC	47		RIO PILLOW CASE	130		SOFT XL HS	61	
OSTRIA AC	19		RIOJA-3 TB	124		SOFT XL SC	22	
OSTRIA SC	19		RITZ HS	35		SOFTSHELL CHAIR AC	47	
OTTOMAN LS	47		RITZ SC	35	66, 80, 146	SOHO CLUB 90 B	84	26, 32, 44,
PALISSADE AC	49		ROCCO LAC	86				146
PALISSADE SC	49		ROCCO LB	86		SOHO CLUB CORNER B	84	
PALMERA SUPER AC	118		ROMA LAC	77		SOHO DINER 60 B	84	136
PANDA AC	120	220	ROOSEVELT HS	32, 63	54	SOHO DINER CORNER B	84	
PANDA RELAX AC	120		ROOSEVELT SC	32	78	SOHO DINER END 90 B	84	
PANTON CHAIR SC	46		ROYAL EAGLE SQ	130		SOHO LB	84	
PARIS AC	120	222	RUSH AC	29	154	SOLA AC	112	208, 212
PARIS SC	120	222	RUSH SC	29	98	SOLEIL RND	130	
PARMA AC	40		SABROSA M951 WW SC	19		SOLEIL SQ	130	
PARMA HS	40, 65		SADDLE HS	56		SOLID MT	96	
PARMA LAC	75		SADDLE LS	56		SOLID T	96	
PARMA SC	40		SALAMANCA T	128	202, 208	SOLO LAC	85	
PERLE NOIR SC	104		SALVO AC	41		SOREN LT	88	
PI AC	17		SALVO HS	41, 65		SPEEDO HTB	127	
PICK UP LT	88, 124		SALVO LSC	41		SPEEDO TB	127	
PIUMA AC	51		SALZBURG AC	18, 19	36	SPEEDO-3 TB	90	
PIXIE TWIST AC	75		SANFORD HS	57	20	SPEEDO-4 TB	90	
PLATERO AC	118		SAPHIR 120 B	86		SPLIT HS	60	
PLOY LT	88		SAPHIR END 90 B	86		SPLIT SC	20	
PLYMOUTH TB	91		SCOOP 01-82 HS	68		STABLETABLE TB	90, 127	
PLYWOOD DCW SC	46		SEATTLE LAC	74		STANDARD SC	47	
PORTLAND HS	56		SELO AC	15		STEEL HTB	89	
PRAAG AC	109	190	SELO SC	15		STEEL T OUTDOOR	125	
PRAAG SC	109	190	SEPA B	122		STEEL TB	89	
PRESS HS	9, 59		SERENA M53 AC	26	148	STEELWOOD AC	14	26, 28, 112,
PRESS SC	9		SERVICE TROLLEY	130				164
PRINCESS AC	54	84	SHELF LTB	88		STEELWOOD HS	14, 59	
PRINCESS SC	54		SHELLY T	95		STEELWOOD SC	14	28, 82, 112,
PROFESSIONAL 4580 TB	102		SHIMA 110 LS	73				164
QUARANTA AC	19		SHIMA 38 LS	50, 73		STEPHANIE AC	116	
QUARANTA MS	60		SHIMA 65 LS	50, 73		STERLING B	82	
QUARANTA SC	19		SHIMA 90 LS	50		STRIPE SC	115	
QUICK HT	95		SIGRID LAC	70		STUDENT AC	12	152
QUICK T	95		SIGRID LSC	70	76, 108,	STUDENT HS	12, 56	26, 34, 110,
RAVENNA AC	40				142, 148			112
RAVENNA HS	40, 65		SIXTIES SC	115	46, 76	STUDENT SC	12	44
RAVENNA SC	40		SKELTON AC	121		SUN LT	119	
REVOLVER HS	49, 67	136	SKOL AC	14		SUN SB	119	

SURREY TB	89		UNI-KA 601M AC	42	
SVEN LARGE LT	88, 124		UNO AC	116	
SVEN SMALL LT	88, 124		UNO SC	116	
SYT 200 AC	115		UPTON	12	
TABLET LT	88, 124		VALENCIA B	72	28
TATAMI 305 AC	114		VALERIA LAC	75	
TATAMI 305 SC	45		VARESE HS	56, 107	
TATAMI 306 AC	45	210, 212	VARSO CORNER LB	85	
TATAMI 306 SC	114		VARSO LB	85	
TAYLOR LAC	71	134	VEGETAL AC	46	
TEMPO REC LS	83		VENICE AC	107	
TEMPO RND LS	83	76, 78, 90	VENUS 01-75 HS	50, 68	
TEMPO RND MS	83		VICTORIA GHOST SC	51	
TEMPO RND XL LS	83	78	VIDA RND TB	93	
TEMPO SQ HS	83		VIDA SQ TB	93	
TEMPO SQ LS	83	178	VIENNA SC	18	
TEMPO SQ MS	83		VINGA 01-82 HS	68	
TEMPO SQ XL	83		VINGA 11-46 LS	68	
TERRACE DIVIDER	130		VUOLO HS	64	
THOR MTB	101		VUOLO LSC	75	
TOM VAC AC	46		VUOLO SC	39	
TORINO TB	127		WASHINGTON LAC	75	
TORINO TB ENLARGED	91		WILLOW AC	121	
TORINO-2 TB	127		WILLOW CORNER LB	122	
TOSCANA AC	113	208	WILLOW HOCKER LS	122	
TOSCANA HS	112		WILLOW LAC	122	
TREE HT	98, 129		WILLOW LB	122	
TREE T	98		WILLOW LS	121	
TREE T-HT	98		WILLOW SC	121	
TROLLEY UNIVERSAL	130		WILLOW SOFA LB	121	
TRUMAN LAC	72		WILSHIRE HS	56	
TRUMPET 4840 TB	91		WILSON LAC	34, 73	76, 80
TRUNK LT	88	76	WIRE CHAIR DKX-5 SC	47	
TWIG TERRACE DIVIDER	130		XAVIER HS	13, 58, 59	126, 128
TWINE AC	15, 104	44, 184, 186, 190	XAVIER LS	13, 58	
			XAVIER SC	13, 119	
TWINE HS	15, 59		YLFY AC	16, 113	186
TWINE SC	15, 104	46	YLFY SC	16, 113	
TWISTER AC	121		YOUNG 426 HS	61	
TYR AC	27		YPSILON 4790 TB	90	
UCHIWA LAC	49		YPSILON 4794 HTB	90, 124	
UNCLE JIM LSC	51				
UNI 550 SC	42	132			
UNI 552 SC	42				
UNI 562 SC	42				
UNI 577M SC	42				
UNI-KA 594M AC	42	124			
UNI-KA 595M AC	42				
UNI-KA 599 AC	42				

**Getoonde foto's kunnen afwijken van de werkelijkheid. Kleur- en maatvoering is indicatief.
Misdrukken of drukfouten onder voorbehoud.**

All shown pictures can deviate from reality. Variations possible to actual finish and sizes.
Misprints or printing errors with reservation.



HEADOFFICE THE NETHERLANDS

BREDA

Satelliet Meubelen BV
Inspirium
Haagweg 241-243
4812 XD Breda
Tel.: +31 76 522 53 10
www.satelliet.net

AMSTERDAM

Satelliet Meubelen BV
Horecawerf
T.T. Melissaweg 43
1033 SP Amsterdam
Tel.: +31 20 633 51 88
www.satelliet.net

DALFSEN

Satelliet Meubelen BV
Korenstraat 71
7722 RS Dalfsen
Tel.: +31 529 43 53 35
www.satelliet.net

MAASTRICHT

Teaching Hotel Château Bethlehem
Bezoek alléén op afspraak:
Bethlehemweg 2
6222 BM Maastricht
Tel.: +31 76 522 53 10
www.satelliet.net

INTERNATIONAL PARTNERS

UNITED KINGDOM

Satelliet-UK
www.satelliet.co.uk

BELGIUM

Satelliet Belgium BVBA
www.satellietbelgium.be

LUXEMBOURG

Satelliet Luxembourg
www.satelliet.net

FINLAND

Satelliet Finland
www.satellietfinland.fi

NORWAY

Satelliet Norge AS
www.satelliet.no

GERMANY

H. May KG
www.may-kg.de

SPAIN

MC Ideas