




Industrial Air Compressors

Rotary Screw & Piston
Oil Injected Air Compressors
4 KW to 250 KW

.....
PRODUCT CATALOG



COMBINATION OF TECHNOLOGY AND DISCIPLINE



Tamsan Compressor was established in 1980 to produce air compressors and associated spare parts and components. In the first few years, universal lathes were used in Tamsan Compressor's 800m² facility. However, taking advantage of developing technology, the company soon adopted CNC (computer numerical control) machinery. The benefits of this equipment in our production environment were improvements in standardisation, better product quality and reductions in cost.

Increasing sales required Tamsan to increase the production area from the original 800m² up to 8000m² in 2008. Thanks to its emphasis on quality, Tamsan now exports its air compressor products to many countries around the world, and is particularly successful in Europe. With increasing exports of high quality products, Tamsan's name and reputation are becoming more familiar in the world of compressed air as each day passes. The standard range of oil-flooded rotary screw compressors now includes over 80 different machines and continues to expand.

Furthermore, by developing and exploiting its associations with industrial and academic partners, Tamsan aims to bring new products and technologies to market. As a pioneer brand in its sector, Tamsan envisages continued growth in sales, a widening of its product portfolio, and a consequent increase in world-wide market



TAMSAN TV SERIES AIREND

Circumferential Speeds


The Speed design point has been optimised and its clearly lower when compared to previous stages

Minimum Tolerance

Due to the low Tolerance the stage has a long service life and efficiency losses are minimized

Optimized Design

Tamsan Airend design is optimized values. This prevent overcompression and backflow that causes high losses



Large Bearings

High quality bearings have been selected in largest possible size.

Oil Injection

The Oil Injection is designed for optimum cooling effect and minimum splash losses

Asymmetric Profile

Tamsan oil-injected airend units are specially designed that ensures maximum efficiency. The gap, between the male and female rotors is reduced to minimum level and excellent efficiency is achieved.

- Increased Performance
- Long time Bearing Life
- Direct Drive Compability
- Belt Drive Compability
- Reduced Noise Level
- 2 Years Warranty with Unlimited Working Hours



Steel Rotors

The most important component of a screw compressor is the airend unit. The quality of these airend units are directly proportional to the quality of the compressor. Wendel prefers to use steel rotors in airend units after end of the duty R&D studies. The compatibility of the housing with the rotors has been increased to a maximum level.

T & TK SERIES

Rotary Screw Air Compressors
Includes Air Receiver & Air Dryer

TVK 550 T, TVK 800 T, TVK 1100 T,
TVK 1900 T, TVK 2500 T

TVK 550 TK, TVK 800 TK, TVK 1100 TK,
TVK 1900 TK, TVK 2500 TK



» Extra Protection

11 KW and 15 KW series air compressors use same type cabinet. Asymmetric profiled airend group is driven by the bearings that is highly resistant against dust. This airend group that is driven by belt and pulley work silent due to the structure of bearing and profile. These compressors have very long bearing maintenance time, which work more efficiently than the screw groups of competitors. These compressors that have cabin cover system are easy to service also facilities save money and time. Electric control unit get info to the operator regarding, warnings, fault codes and maintenance time of the compressors.

» Compact Design

“TK series” compressors are compact design compressors including compressor, air tank, dryer and filters. In TK series, compressor and dryer are mounted on the same air compressor. Moisture of pressured air is separated by the dryer while compressor running and sent to air tank. Eventually, dry air is delivered to the system and lifespan of the air tank is extended.



» Plug & Play

One of the most significant features of TK series compressors is easy usage. These compressors are “Plug&Play” compressors. Just by connecting compressor to electricity, you can start having pressured air in your facility.



Air Dryer

Models & Technical Specifications

» 4 KW to 15 KW / T & TK SERIES

» Reliability

Model	Pressure (Bar)	F.A.D (m ³ /min)	CFM	Motor (kw/hp)	Connection (Inch)	Dimensions (mm)	Weight (Kg)	Tank (Lt)
TVK 550 T	7	0,55	19,25	4 / 5,5	3 / 4"	860*1970*1670	280	500
	10	0,45	15,75					
	13	0,35	12,25					
TVK 800 T	7	0,80	28,00	5,5 / 7,5	3 / 4"	860*1970*1670	300	500
	10	0,65	22,75					
	13	0,55	19,25					
TVK 1100 T	7	1,10	38,50	7,5 / 10	3 / 4"	860*1970*1670	420	500
	10	0,85	29,75					
	13	0,78	27,30					
TVK 1900 T	7	1,80	63,00	11 / 15	3 / 4"	860*1970*1670	480	500
	10	1,60	56,00					
	13	1,30	45,00					
TVK 2500 T	7	2,50	88,00	15 / 20	3/4"	860*1970*1670	585	500
	10	2,10	74,00					
	13	1,65	58,00					
TVK 550 TK	7	0,55	19,25	4 / 5,5	3 / 4"	865*2050*1670	450	500
	10	0,45	15,75					
	13	0,35	12,25					
TVK 800 TK	7	0,80	28,00	5,5 / 7,5	3 / 4"	865*2050*1670	490	500
	10	0,65	22,75					
	13	0,55	19,25					
TVK 1100 TK	7	1,10	38,50	7,5 / 10	3 / 4"	865*2050*1670	510	500
	10	0,85	29,75					
	13	0,78	27,30					
TVK 1900 TK	7	1,80	63,00	11 / 15	3 / 4"	865*2050*1670	595	500
	10	1,60	56,00					
	13	1,30	45,00					
TVK 2500 TK	7	2,50	88,00	15 / 20	3 / 4"	865*2050*1670	635	500
	10	2,10	74,00					
	13	1,65	58,00					

E SERIES

Rotary Screw Air Compressors

TVK 801 E, TVK 1101 E, TVK 1901 E
TVK 2501 E, TVK 3101 E, TVK 3801 E



» Digital Control Panel

Tamsan Rotary Screw Air Compressors are equipped with analogue or digital control panel options according to user preferences.

» Easy To Use

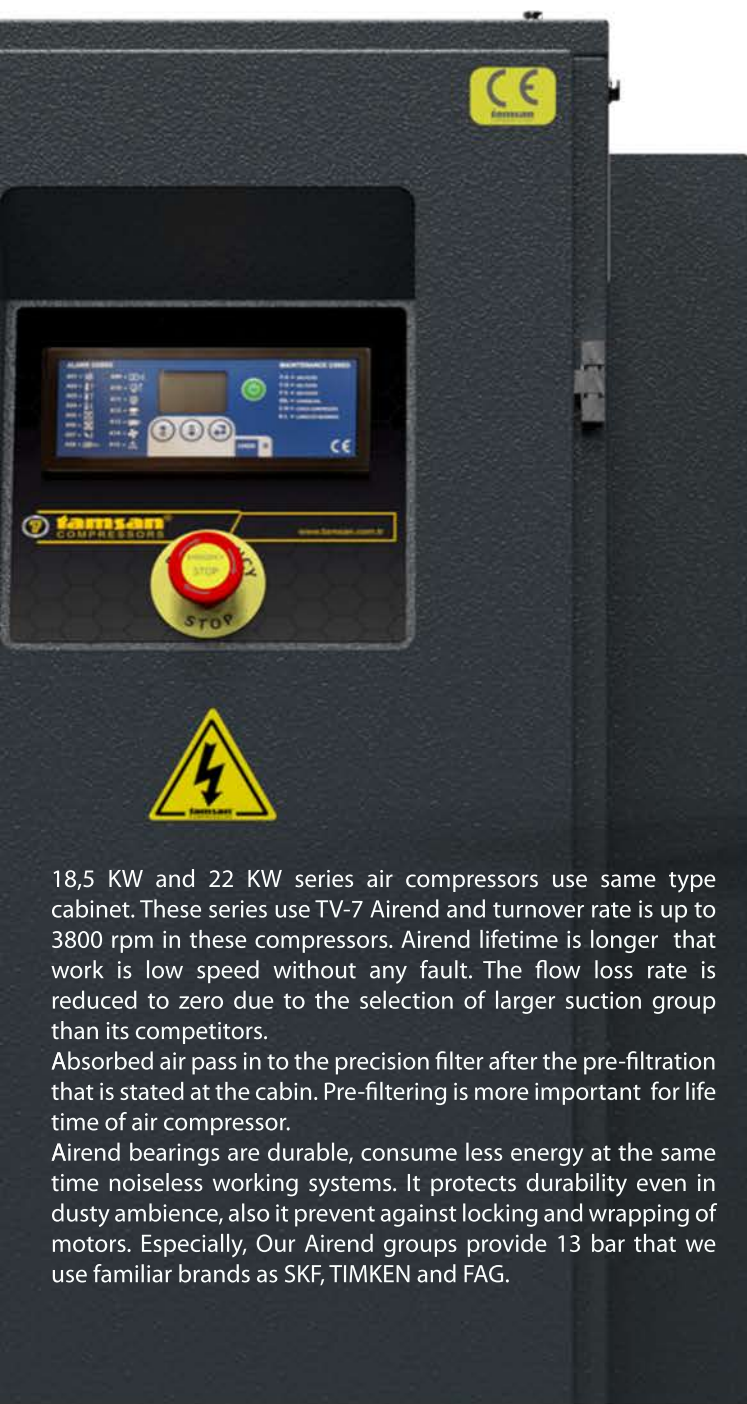
When you need to use the compressor, just push the start button. Temperature, pressure and other important data can be monitored from the control panel.

If compressor encounters a trouble, it protects itself against any damage that may occur and stops. Also You can see the warning signals from the control panel.

» Optional Specifications

- Direct Drive
- Variable Speed Control
- Soft Starter
- IE 4 Electrical Motor
- Tropical Modification
- Silencer





18,5 KW and 22 KW series air compressors use same type cabinet. These series use TV-7 Airend and turnover rate is up to 3800 rpm in these compressors. Airend lifetime is longer that work is low speed without any fault. The flow loss rate is reduced to zero due to the selection of larger suction group than its competitors.

Absorbed air pass in to the precision filter after the pre-filtration that is stated at the cabin. Pre-filtering is more important for life time of air compressor.

Airend bearings are durable, consume less energy at the same time noiseless working systems. It protects durability even in dusty ambience, also it prevent against locking and wrapping of motors. Especially, Our Airend groups provide 13 bar that we use familiar brands as SKF, TIMKEN and FAG.

Models & Technical Specifications

» 5,5 KW to 22 KW / E SERIES

Model	Pressure (Bar)	F.A.D (m ³ /min)	CFM	Motor (kw/hp)	Connection (Inch)	Dimensions (mm)	Weight (Kg)
TVK 801 E	7	0,80	28,00	5,5 / 7,5	3 / 4"	730*970*1100	240
	10	0,65	22,75				
	13	0,55	19,25				
TVK 1101 E	7	1,10	38,50	7,5 / 10	3 / 4"	730*970*1100	245
	10	0,85	29,75				
	13	0,78	27,30				
TVK 1901 E	7	1,80	63,00	11 / 15	3 / 4"	800*1250*1220	370
	10	1,60	56,00				
	13	1,30	45,00				
TVK 2501 E	7	2,40	84,00	15 / 20	3 / 4"	800*1250*1220	420
	10	2,10	73,50				
	13	1,80	63,00				
TVK 3101 E	7	3,10	108,50	18,5 / 25	1"	880*1310*1320	475
	10	2,60	91,00				
	13	2,10	73,50				
TVK 3801 E	7	3,60	126,00	22 / 30	1"	880*1310*1320	485
	10	3,20	112,00				
	13	2,40	84,00				



E SERIES

Rotary Screw Air Compressors

TVK 5200 E, TVK 6300 E, TVK 7200 E,

» LONG LIFE & ENERGY SAVER

30KW and 37 KW Series Tamsan Compressors are economic and also they use high efficiency new generation profile and airend group that is driven by belt and pulley. These series use TV-8 Airend. These airends has long life bearings due to it has low rotation speed. This airend group has more than Long lifetime, additionally noise level is minimum.

Pulley group are equipped with cooling system. These types of pulleys minimize energy the loss additionally cooling channel extend belt life. Lifting rings attached on these series compressors due to quarries and some markets need to use compressor so it help you to lift the compressor one to another place by forklift or crane.

High efficiency Cooling fan is new generation. it effects to cooling system even in so hot ambience.

The tension of the belt is kept in a constant tension with the automatic tensioning system due to the heating of the compressor and belt. Last of all, the belt is prevented from skidding and the power loss is minimized.

HEATING SYSTEM

Heating system is optionally served & it protects compressor's parts especially airend against to be damaged by cold ambient temperature.





Lifting Rings



Self Cooling Pulleys

Belts are protected from detrition due to the self cooling pulleys.



Filtration

There are 2 stage filtration in compressors which provides separation of dust and air.

1



1. Suction Filter
2. Panel Filter

2



Models & Technical Specifications

4 KW to 15 KW / T & TK SERIES

Model	Pressure (Bar)	F.A.D (m ³ /min)	CFM	Motor (kw/hp)	Connection (Inch)	Dimensions (mm)	Weight (Kg)
TVK 5200 E	7	5,20	182,00	30 / 40	1"-1 / 4"	1000*1200*1670	610
	10	4,30	150,50				
	13	3,60	126,00				
TVK 6300 E	7	6,20	217,00	37 / 45	1"-1 / 4"	1000*1200*1670	630
	10	5,20	182,00				
	13	4,30	150,50				
TVK 7200 E	7	7,5	283,5	45 / 60	1"-1 / 2"	1000*1200*1670	750
	10	6,8	231				
	13	5,5	192,5				



E SERIES

Rotary Screw Air Compressors

TVK 8100 E, TVK 9800 E, TVK 12600 E



MAX EFFICIENCY & SAFETY

You can get all fault, service and maintenance reports by Electronic smart control unit also it provide to work synchronise between two compressors simultaneously. All these specifications are standard in all of our compressor series. Our compressors are coated by powder paintings that is stainless and durable against deformation.

Air compressors used to provide maximum quality, pure air so we use prefiltration and secondary heavy service filters. These types of filters provide inlet air by blocking or minimizing dustparticles. Belt tensioning is automatically made by belt driven series Airenergy compressors. The belt is kept in constant tension with the automatic tensioning system, due to the belt that is extending by the heating of the compressor.

STEEL ROTORS

Asymmetrical profiled rotors are made of steel.

Rotors are the main component of the rotary screw air compressors composing screw unit of the compressor. Rotor rotation speed (RPM) is kept at lowest level in order to provide increased lifespan for the screw unit.





» Vibration Free

55 kw and 75 kw series belt driven series air compressors that use POLY V type belt are highly safe and efficient. Our company uses these types of belts and it has minimized fault. It has easy carriage and installation by lift rings that is mounted on air compressor. The motor and airend groups are fitted on a single chassis, which is connected to bottom tray by vibration wedges in all of our compressors. Consequently, the vibrations of compressor is prevented completely by the way it works without any vibration.



Models & Technical Specifications

» 45 KW to 75 KW / E SERIES

Model	Pressure (Bar)	F.A.D (m ³ /min)	CFM	Motor (kw/hp)	Connection (Inch)	Dimensions (mm)	Weight (Kg)
TVK 8100 E	7	8,10	283,50	45 / 60	1" -1 / 2"	1250*1530*1750	1100
	10	6,60	231,00				
	13	5,50	192,50				
TVK 9800 E	7	9,80	343,00	55 / 75	1" -1 / 2"	1250*1530*1750	1350
	10	8,10	283,50				
	13	6,80	238,00				
TVK 12600 E	7	12,50	437,50	75 / 100	2"	1250*1530*1750	1445
	10	10,10	353,50				
	13	8,50	297,50				


E SERIES

Rotary Screw Air Compressors



TVK 15800 E, TVK 18700 E, TVK 23100 E

» Versatile



Digital Control Panel

Digital control panels are standard components of Wendel compressors which provide compressor to be easy used. This control panel not only commands compressor but also get logs about the compressor such as temperature, pressure, errors, working hours and service history.

Models & Technical Specifications

» 4 KW to 15 KW / T & TK SERIES

Model	Pressure (Bar)	F.A.D (m ³ /min)	CFM	Motor (kw/hp)	Connection (Inch)	Dimensions (mm)	Weight (Kg)
TVK 15800 E	7	15,20	532,00	90 / 125	2"	1600*2200*1900	1950
	10	13,30	465,50				
	13	11,40	399,00				
TVK 18700 E	7	18,00	630,00	110 / 150	2"	1600*2200*1900	2200
	10	15,20	532,00				
	13	13,30	465,50				
TVK 23100 E	7	22,00	770,00	150 / 180	2"	1600*2200*1900	2450
	10	19,80	693,00				
	13	16,40	574,00				

OPTIONAL SPECIFICATIONS

» Tropical Cooling System

Tamsan Compressors use efficient axial fan as standard over 30 KW compressors that it is driven by an external 1500 RPM. electric motor. Cooling systems offer high protection by holding motor and radiator, Radiator and motor have appropriate size for compressor capacities. A larger size cooler is offered for high ambient temperatures over 42 °C This will keep the compressor running cooler and protect from over heating



» Heating System

Heating system is optionally served & it protects compressor's parts especially air end against to be damaged by cold ambient temperature. This types of compressors are equipped with a heater for heating the oil circulation system and screw group in order to prevent the compressor oil from freezing in the cold season.



» Heat Recovery

The heat recovery system used to transfer all the energy that is used by the compressor to water or air by transferring the heat energy that is released during the operation of the air compressor. You can save the % 70 of the compressed air energy by this kind of application. Especially, you are able to heat your offices or factory.



» Auto Drain System

Drain systems used in the air tank to drain water which is condensed in the installation points and filters. The evacuation systems of various types are available as timed, zero loss series.



» Water Cooled System

Water-cooled compressors are designed especially for working in mines and tunnels. The water sent to the air compressor by chiller type water coolers that is installed on the earth. In case of hot air discharge is difficult in the tunnel or mines, The water and oil are passed through the cooling system and the oil is cooled and by this way compressors are cooled under the ground.





DD SERIES

Direct Drive
Rotary Screw Air Compressors

» Long Lifetime

The most important advantage of direct-driven series air compressors is that it has long life time. Motor and airend are coupled directly in Direct Driven Series air compressors. The loads on the bearings are quite low and it has much longer-life bearings in this type of compressors. Disadvantage of this type of compressors is that their pressures cannot be changed. It is usually used in connection with 1:1 or with transmission connection. Direct coupled compressors are durable and have a long service life, noise level is lower than the belt driven series. The motor and airend groups are fitted on a single chassis, which is connected to bottom tray by vibration wedges in all of our compressors. Consequently, the vibration of compressor is prevented completely by the way it works without any vibration.

Both motor and airend are assembled (coupled) directly in Direct Driven Series air compressors. The loads on the bearings are quite low and it has much longer-life bearings in this type of compressors. Disadvantage of this type of compressors is that their pressures can not be changed. It is usually used in connection with 1:1 or with gear (transmission) connection. Direct coupled compressors are durable and have a long service life, noise level is lower than the belt driven series.

» DIRECT DRIVE



» Silent Technology

Tamsan Direct Driven series air compressors have an extra advantage as silent technology. These types of compressors have not pulleys and belt. For this reason, max RPM of airend is same value with motor RPM. As an advantage, noise level of compressor is minimized. Also the forces on the radial side is eliminated and the bearing life time is extended.



Models & Technical Specifications

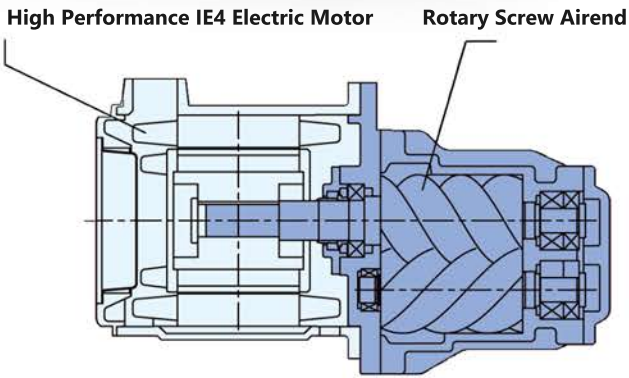
» 18 KW to 250 KW / DD SERIES

Model	Pressure	F.A.D	CFM	Motor	Connection	Dimensions	Weight
	(Bar)	(m ³ /min)		(kw/hp)	(Inch)	(mm)	(Kg)
TVK 3100 DD	7	3,01	105,35	18,5/25	1"	850*1500*1400	430
	10	-	-				
TVK 3800 DD	7	-	-	22/30	1"	850*1500*1400	440
	10	3,01	105,35				
TVK 5200 DD	7	5,2	182	30/40	1 1/4"	1600*1565*1000	830
	10	-	-				
TVK 6300 DD	7	6,5	227,5	37/50	1 1/4"	1600*1565*1000	850
	10	5,2	-				
TVK 7200 DD	7	-	-	45/55	1 1/2"	1600*1565*1000	1350
	10	6,5	227,5				
TVK 9800 DD	7	9,8	343	55/75	1 1/2"	1230*1980*1750	1550
	10	-	-				
TVK 12600 DD	7	12,7	444,5	75/100	2"	1230*1980*1750	1750
	10	-	-				
TVK 15800 DD	7	15,8	553	90/125	2"	1600*2600*1900	2450
	10	12,7	444,5				
TVK 18700 DD	7	19,8	693	110/150	2"	1600*2600*1900	2750
	10	15,8	553				
TVK 23100 DD	7	22,5	787,5	132/180	2"	1600*2600*1900	3000
	10	19,8	693				
TVK 27800 DD	7	27	945	160/215	2 1/2"	1600*3000*1900	3500
	10	22,5	787,5				
TVK 35000 DD	7	33	1155	200/270	DN 80	2020*3700*2010	4000
	10	27	945				
TVK 43000 DD	7	42	1470	250/335	DN 80	2020*3700*2010	4500
	10	-	-				



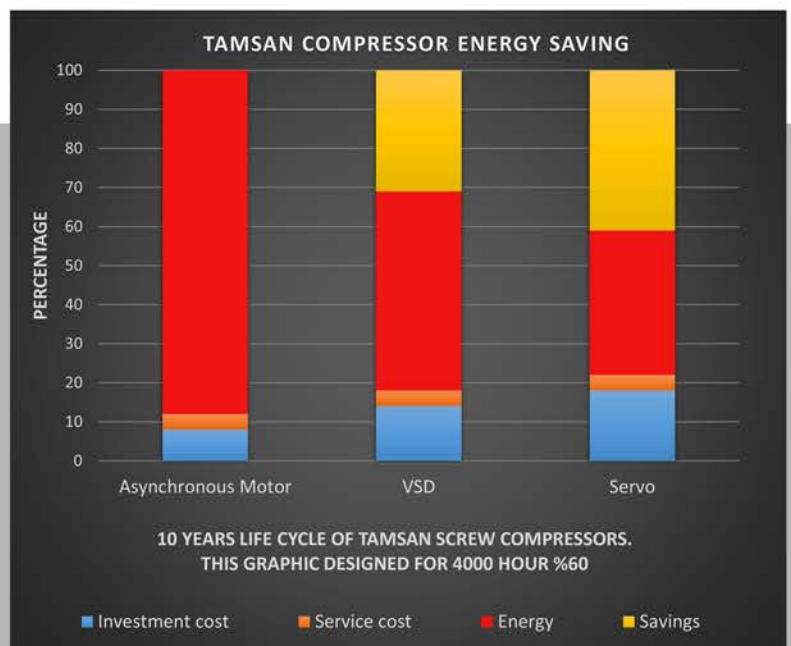
Minimum Energy Maximum Performance

The most important feature of the Servo rotary screw air compressors are provide energy saving between 20% and 50% compared to stationary star delta rotary screw compressors. These types of compressors provide extra energy savings between 8% and 10% than normal type VSD series rotary screw air compressors. Because, normal type VSD compressors have an asynchronous motor and these motors can reach 88% and 90% efficiency. However, Servo series rotary screw air compressors have synchronous motor. These motors can run up to 96% efficiency. Therefore, they are known as First Class energy-saving motors. The following graphic compares efficiencies of normal type motor with servo motor. Wendel Servo rotary screw air compressors have a structure in which screw unit and high efficient synchronous motor are integrated in air compressors. Also it takes less space due to it has small size and compact design.



Smart Control System

Air capacity and system temperature are automatically adjusted by Smart Control System. The compressor operates at the constant temperature and it is very easy to control the system. Magnetic field design and distribution of intensity are at reasonable levels. The speed of the engine operating frequency does not affect the working volume of the compressor. Size of the servo motor is equal to the 1/3 of the normal synchronous motor. Therefore, its maintenance is so easy.



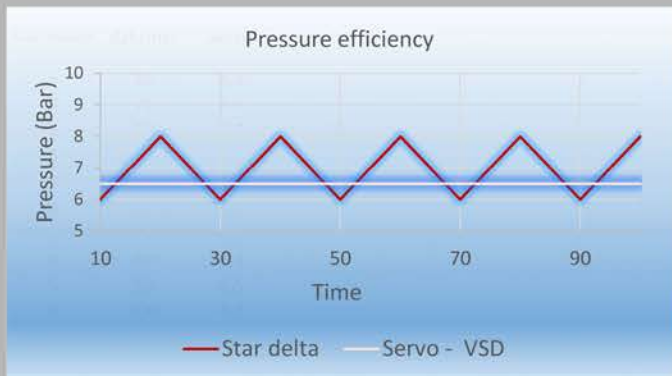
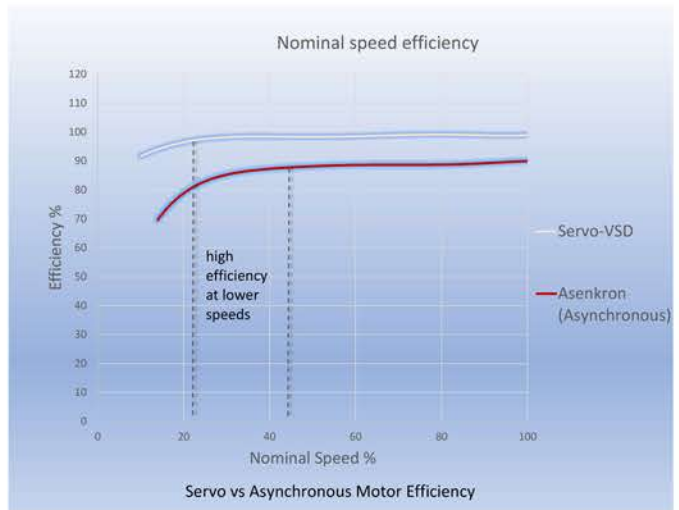
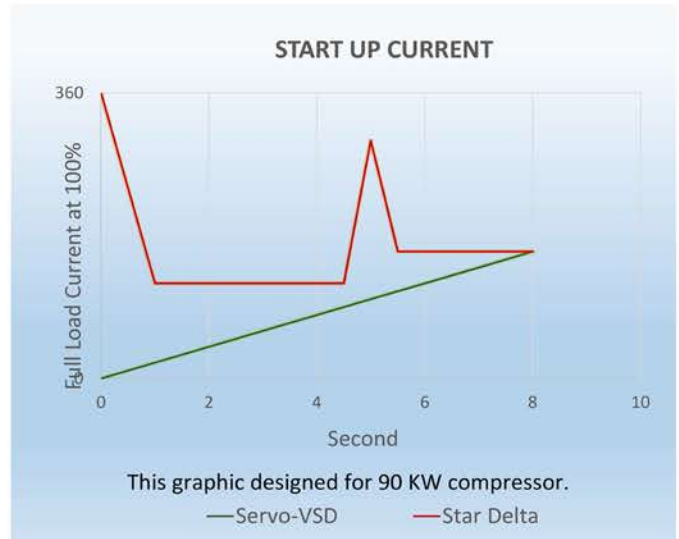


Stable Air Supply

Smart Design

Reliable system & easy to maintenance

Constant air supply is provided thanks to the PID controller of the inverter or the inverter's speed adjustment feature. As it can be understood from the figure shown on the right, there is no power transmission element between the rotary screw unit and servo motor. The male rotor shaft of the screw unit is also the shaft of servo motor. For this reason, the efficiency is at the maximum level. At the same time, the shaft is fixed with the bearing at the rear section of the motor. This ensures the energy saving by reducing friction of the shaft and minimizes the noise level. In addition, the space advantage is provided due to the compact structure of the system.



Comparison Chart			
Compressor Type	Stable Speed	Normal Variable Speed	Servo Motor Variable Speed
Power Transmission	Belt-Drive/Direct Drive	Belt-Drive/Direct Drive	Integrated Connection
Transmission Efficiency	93 %-98 %	93 %-98 %	100%
Operation Pressure	Not Stable. Load-Unload Operation	Not so much stable if there is fluctuation in air consumed	Stable air pressure
Motor Efficiency	89 %-91 %	89 %-91 %, when frequency is low motor efficiency is also low	91 %-96 %, motor efficiency is high even at lower frequencies
Variable Frequency Range	Stable speed	45 %-100 %, variable frequency range is not wide, it cannot respond to consumption fluctuations well	Variable frequency range is wide between 25 %-100 %, it can respond air consumption fluctuations.
Noise Level	High	Relatively Low	Low
Mechanical Hardware	Relatively Complicated	Relatively Complicated	Simple
Permeability	Good	Good	Excellent
Production Cost	Low	Relatively High	High

TECHINICAL DATA OF TAMSAN SERVO ROTARY SCREW AIR COMPRESSORS

Model	Operating Pressure [bar]	TV 1901 SERVO	TVK 2501 SERVO	TVK 3801 SERVO	TVK 5200 SERVO	TVK 6300 SERVO	TVK 8100 SERVO	TVK 9800 SERVO	TVK 12600 SERVO	TVK 15800 SERVO	TVK 18700 SERVO	TVK 23100 SERVO
Capacity [m ³ /min]	5 ~ 10 Bar	0.45~1.9	0.6~2.6	0.9~3.8	1.3~5.2	1.5~6.3	2.0~8.1	2.4~9.8	3.1~12.6	3.9~15.8	4.6~18.7	5.7~23.1
Ambient Temp [°C]	2 ~ 40 °C											
Cooling	Air Cooling											
Discharge Temp [°C]	Ambient Temperature +10											
Oil Amount [lt]	14			25			35			54		
Noise Level [dbA]	~65				~68				~75			
Motor Running Mode	Inverter Controlled - Variable Speed (VSD)											
Power	400 / 460 V, 50/60 Hz, 3 Ph											
Motor Power	HP	15	20	30	40	50	60	75	100	120	150	180
	KW	11	15	22	30	37	45	55	75	90	110	132
Start Mode	Soft Start											

Air Compressor Room Layout



Install Your Compressor Systems in to Seperate Room of your Facility

There are several reasons for keeping the compressor room separate from your business.

- Ensuring the safety of yourself and your employees.
- Keeping your compressor away from dust and particles in your facility.
- Keeping the noise of the compressor out of your employees.

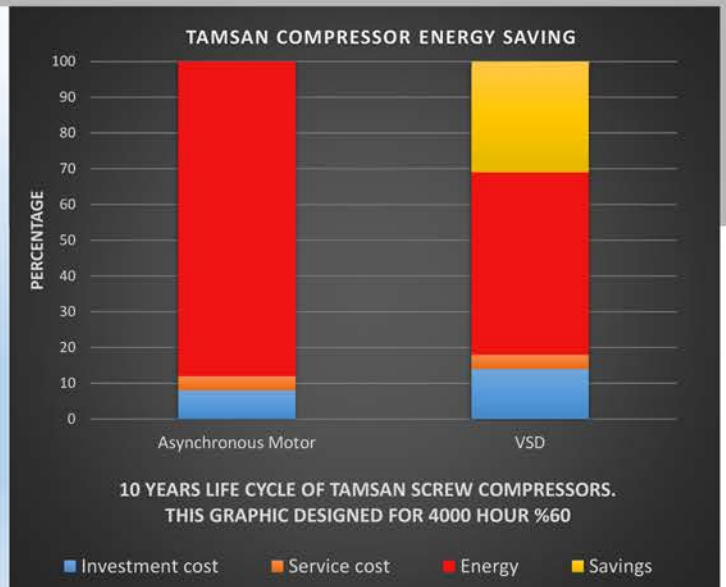


VSD SERIES

VSD Rotary Screw Air Compressors

▶ VARIABLE SPEED

The Inverter series compressors are frequency controlled. Thus They adjust the engine speed according to needs of your facility and can provide you up to 35% energy savings compared to load-unload type compressors. if explain, we assume that air consumption is about 6 m³/min and the capacity of existing load-unload compressor is 9 m³/min, the compressor will spend extra energy by using all of the engine power during operation. The situation is a slightly different in the inverter type compressors. Inverter series air compressors are constantly keep the compressor at the pressure value which is set for the compressor by reducing or increasing the engine power with the frequency controller. Thus the compressor will operate according to instant air consumption need of the facility. Inverter systems can be applied both belt driven and direct driven air compressors.



FREQUENCY CONTROLLED INVERTER



Inverters provide frequency control of electricity motor by calculating instant air requirement of your facility by using PID control structure, thus it keeps energy consumption at minimum level, by running with low frequencies when air consumption is less, also it runs with high frequencies when air consumption is high.



The most important advantage of frequency converters (VSD) type compressors is to save energy. Direct-drive air compressors provide 35% energy savings. These types of compressors control the energy savings by producing compressed air that the facility needed.

Models & Technical Specifications

11 KW to 250 KW / I SERIES

Model	Capacity [m ³ /min]	Motor [KW/HP]	Connection [inch(")]
TVK 1901 I	0,60 - 1,90	11 / 15	3/4
TVK 2501 I	0,80 - 2,40	15 / 20	3/4
TVK 3101 I	1,10 - 3,20	18,5 / 25	1
TVK 3801 I	1,30 - 3,80	22 / 30	1
TVK 5200 I	1,80 - 5,20	30 / 40	1
TVK 6300 I	2,20 - 6,30	37 / 50	1
TVK 7200 I	2,40 - 7,43	45 / 60	1
TVK 8100 I	3,20 - 8,00	45 / 60	1
TVK 9800 I	3,40 - 9,70	55 / 75	1
TVK 12600 I	4,20 - 12,00	75 / 100	2
TVK 15800 I	5,20 - 15,00	90 / 120	2
TVK 18700 I	6,30 - 18,00	110 / 150	2
TVK 23100 I	7,70 - 22,00	132 / 180	2
TVK 27800 I	9,40 - 27,00	160 / 220	2 1/2
TVK 35000 I	11,00 - 33,00	200 / 270	DN 80
TVK 43000 I	14,30 - 41,00	250 / 300	DN 80

* T & TK Series are optionally produced as I Series (TI & TKI).



D SERIES

Portable Diesel
Rotary Screw Air Compressors

TVK 3000 D, TVK 5200 D, TVK 7200 D, TVK 9000 D

Drilling Tools

Breaker Tools

Breaker Tools

Breaker Tools

Connection Hose

Drill Bit



Portable Diesel Air Compressors

Common Specifications

- DIRECT DRIVE
- VIBRATION FREE CONTINUOUS AIR SUPPLY
- LONG OPERATING LIFE WITH LARGE FUEL TANK
- BALANCED LIFTING ABILITY WITH LIFTING LUGS
- EASY MAINTENANCE WITH DAMPER MOUNTED HOOD
- BEST COOLING THROUGH ALUMINIUM MONOBLOCK RADIATOR
- SOFT AND EASY TRANSITION BETWEEN LOAD-UNLOAD
- COMPLIANT TO TRAFFIC REGULATIONS TOWBARS,
- SIGNALS, TRAILER WITH BRAKE
- VIBRATION PADS
- 2 x 3/4" OUTLET VALVE



Portable Diesel Air Compressors Models & Technical Specifications

Specifications	TVK-3000 D	TVK-5200 D	TVK-7200 D	TVK-9000 D
Flow [m ³ /min]	3	5,2	7,2	9
Pressure [bar]	8	8 - 10	8	8 - 10
Technology	Rotary Screw	Rotary Screw	Rotary Screw	Rotary Screw
Rotary Screw	W 7	W 12	Germany	Germany
Motor Type	Diesel	Diesel	Diesel	Diesel
Motor Brand	Perkins/Kubota	Perkins/Deutz	Perkins/Deutz	Perkins/Deutz
Number of Cylinders	3	4	4	4
Motor Power [hp]	30	55/60	55/60	120
Motor Cooling	Water	Oil/Water	Oil/Water	Oil/Water
Propulsion	Direct Drive	Direct Drive	Direct Drive	Direct Drive
Motor Speed [RPM]	3000	2600	2600	2600
Rotary Screw Speed [RPM]	3000	2600	2600	2600
Control Panel	Manuel	Manuel	Manuel	Manuel
Operation Type	Load - Unload	Load - Unload	Load - Unload	Load - Unload
Separator Type	Inline	Inline	Inline	Spinon
Air Outlet Number	2	2	2	3
Air Outlet Dimensions [inch]	3/4"	3/4"	1"	1"
Dimensions	2900x1350x1320	3270x1470x1456	3270x1470x1456	-
Draw Bar	Exists	Exists	Exists	Exists
Draw Bar Origin	Germany	Germany	Germany	Germany
Brake	Exists	Exists	Exists	Exists
Signaling	Exists	Exists	Exists	Exists
Electrical Signaling	Optional	Optional	Optional	Optional
Cabinet	One Piece	One Piece	One Piece	One Piece
Cabinet Shock Absorber	Exists	Exists	Exists	Exists
Cabinet Lock	Exists	Exists	Exists	Exists
Cabinet Key Lock	Optional	Optional	Optional	Optional
Weight [kg]	750	1150	1250	1750
Suspension Hook	Exists	Exists	Exists	Exists
Motor Temperature Gauge	Exists	Exists	Exists	Exists
Screw Temperature Gauge	Exists	Exists	Exists	Exists
Working Hour Indicator	Exists	Exists	Exists	Exists
Lubricant Level Indicator	Exists	Exists	Exists	Exists
Diesel Level Indicator	Exists	Exists	Exists	Exists
Air Filter Pollution Indicator	-	Optional	Optional	Optional
Directional Valve	Exists	Exists	Exists	Exists
Contact (Start - Stop)	Exists	Exists	Exists	Exists
Diesel Tank [Liter]	55	70	70	100
Rubber Support Pads	Exists	Exists	Exists	Exists
Radiator	Monoblock	Monoblock	Monoblock	Monoblock



Air Dryers



MODEL	CAPACITY			CONNECTION	VOLT	L mm	W mm	H mm	W kg
	m3/min	lt/min	m3/h						
T-MKE-23	0,38	383,33	23,00	1/2 '	230/1/50	413	363	557	32
T-MKE-38	0,63	633,33	38,00	1/2 '	230/1/50	413	363	557	32
T-MKE-53	0,88	883,33	53,00	1/2 '	230/1/50	413	363	557	32
T-MKE-100	1,67	1666,67	100,00	3/4'	230/1/50	473	453	832	51
T-MKE-155	2,58	2583,33	155,00	3/4'	230/1/50	473	453	832	53
T-MKE-190	3,17	3166,67	190,00	3/4'	230/1/50	473	453	832	55
T-MKE-210	3,50	3500,00	210,00	1 1/2'	230/1/50	553	503	874	78
T-MKE-305	5,08	5083,33	305,00	1 1/2'	230/1/50	553	503	874	83
T-MKE-375	6,25	6250,00	375,00	1 1/2'	230/1/50	553	503	874	86
T-MKE-495	8,25	8250,00	495,00	2'	230/1/50	678	648	1157	160
T-MKE-623	10,38	10383,33	623,00	2'	230/1/50	678	648	1157	165
T-MKE-930	15,50	15500,00	930,00	2'	230/1/50	948	728	1370	220
T-MKE-1200	20,00	20000,00	1200,00	2'	230/1/50	948	728	1370	230
T-MKE-1388	23,13	23133,33	1388,00	3'	400/3/50	948	798	1460	270
T-MKE-1800	30,00	30000,00	1800,00	3'	400/3/50	948	798	1460	285
T-MKE-2500	41,67	41666,67	2500,00	3'	400/3/50	1163	778	1725	392
T-MKE-2775	46,25	46250,00	2775,00	3'	400/3/50	1163	778	1725	410
T-MKE-3330	55,50	55500,00	3330,00	DN100	400/3/50	1397	847	1770	492
T-MKE-3915	65,25	65250,00	3915,00	DN100	400/3/50	1397	847	1770	520
T-MKE-5085	84,75	84750,00	5085,00	DN100	400/3/50	1467	1077	1930	696
T-MKE-5850	97,50	97500,00	5850,00	DN100	400/3/50	1467	1077	1930	718
T-MKE-6975	116,25	116250,00	6975,00	DN150	400/3/50	2188	1062	1925	900
T-MKE-7875	131,25	131250,00	7875,00	DN150	400/3/50	2188	1062	1925	
T-MKE-9000	150,00	150000,00	9000,00	DN150	400/3/50	2697	897	1975	
T-MKE-10500	175,00	175000,00	10500,00	DN200	400/3/50	2697	897	1975	
T-MKE-12500	208,33	208333,33	12500,00	DN200	400/3/50	2550	1550	2100	1600



Filter Change Lamp



Cooling Gas Circulation Compressor

Filter Pollution Warning

T- MKE series dryers, show the filter change time through internal sensors with warning lamp.

T-MKE Series Dryers

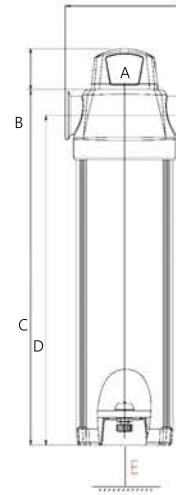
Air dryers run with environment friendly gases. The dryers are equipped with special exchangers operates without noise and vibration.

Operation Principle

The dryers run by circulating a special gas having cooling feature through internal compressors integrated inside the frame similar to the refrigerators. The moisture within the air is separated by condensing the air passing through the system that is cooled up to +3°C. The moisture, which turns into droplets, are automatically discharged from the system.



Dryer Filters



Model	Connection Size	Flow Rate		Maximum Working Pressure [barg]	Element Model	Housing Dimensions				
		m ³ /min	scfm			A	B	C	D	E
GL 20 M	1/4"	0,4	12	20	M 20	75	45	193	175	100
GL 40 M	3/8"	0,8	14	20	M 40	75	45	193	175	100
GL 100 M	1/2"	1,7	58	20	M 100	102	45	257,5	235,5	165
GL 150 M	3/4"	2,5	88	20	M 150	123	45	303	276	205
GL 200 M	3/4"	3,3	117	20	M 200	123	45	367	340	265
GL 250 M	1"	4,2	147	20	M 250	123	45	407	180	315
GL 300 M	1 1/4"	5	176	20	M 300	123	45	463	428	365
GL 500 M	1 1/4"	8,3	294	20	M 500	123	45	493	458	395
GL 600 M	1 1/2"	10	353	20	M 600	123	45	538	503	440
GL 851 M	2"	14,2	500	20	M 851	160	45	626	584	495
GL 1210 M	2"	20	712	20	M 1210	160	45	696	654	565
GL 1520 M	2 1/2"	25,8	930	20	M 1520	194	45	730	672	445
GL 1820 M	3"	31,7	1140	20	M 1820	194	45	870	813	565
GL 2220 M	3"	38,3	1380	20	M 2220	194	45	924	867	615
GL 2620 M	3"	41,7	1541	20	M 2620	194	45	1068	1011	695



Specifications	Pre Filtering	General Purpose	Oil Removal	Activated Carbon
Grade	P	X	Y	A
Partial Removal (Micron)	5	1	0,01	0,01
Max. Oil Carryover at 21°C (mg/m ³)	5	0,5	0,01	0,003
Max. Working Temperature (°C)	80	80	80	25
Initial Pressure Loss (mbar)	40	80	100	80
Pressure Loss For Element Change (mbar)	700	100	700	700
Element Colour	White	White	White	Metal SS

Types of Compressed Air Filters

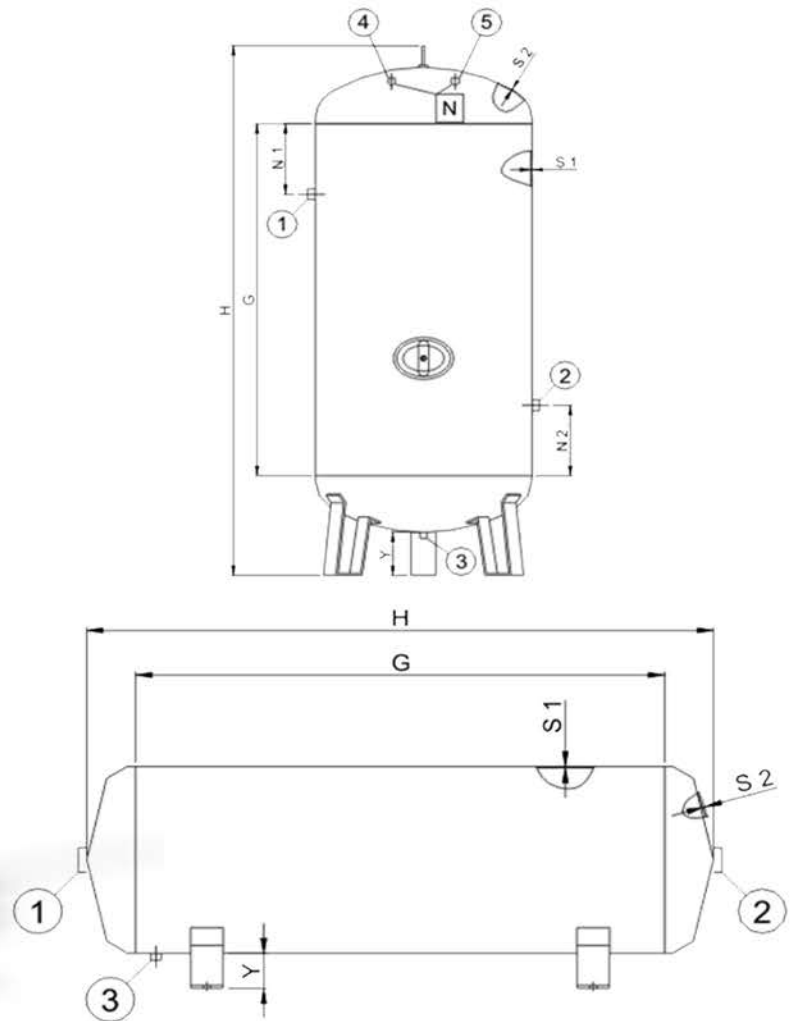
- P** Pre-Filter / Particulate Filter
(Filter/Element air flow direction is out side to inside)
- X** General Purpose Filter / Water Removal
(Filter/Element air flow direction is inside to outside)
- Y** Coalescing Filter / Oil Removal
(Filter/Element air flow direction is inside to outside)
- A** Activated Carbon Filter / Odor Removal
(Filter/Element air flow direction is outside to inside)



Indicator Type
Gauge with or without electrical contact
Drain Type
Electro-Adjustable
External Float Type
Zero-Loss Drain
Manual



Air Receiver



Model	Maximum Pressure [bar]	Test Pressure [bar]	Position	Diameter [mm]	H	G	B	Y	N1	N2	S1	S2	Manhole	Nozzle [inch]					Weight [kg]	
														1	2	3	4	5		
TD - 100	10	15	Horizontal	384	870	700	85	80			3	4		1/2	1/2	1/2			40	
TD - 200			Horizontal	450	1400	1200	100	80				3	4		3/4	3/4	1/2			65
TD - 300			Horizontal	500	1520	1300	110	80				4	5		2	2	1/2			110
TD - 500			Horizontal	640	1860	1500	180	80				5	5		2	2	1/2			150
TD - 500			Vertical	640	2110	1500	180	150	250	250	5	5	110x160	1	1	3/4	1/2	3/4		160
TD - 1000			Vertical	850	2260	1500	240	180	300	300	6	6	110x160	11/4	11/4	3/4	1/2	3/4		310
TD - 1800			Vertical	1100	2400	1500	310	180	300	300	6	6	280x380	11/2	11/2	3/4	1/2	3/4		460
TD - 2000			Vertical	1200	2460	1500	340	180	300	300	8	8	280x380	2	2	3/4	1/2	3/4		650
TD - 3000			Vertical	1200	3210	2250	340	180	600	600	8	8	320x420	21/2	21/2	1	1/2	3/4		850
TD - 4000			Vertical	1400	3330	2250	400	180	600	600	8	8	320x420	3	3	1	1/2	3/4		1050
TD - 5000			Vertical	1400	4080	3000	400	180	600	600	8	8	320x420	3	3	1	1/2	3/4		1250
TD - 6000			Vertical	1500	4140	3000	420	200	600	600	8	8	320x420	3	3	1	1/2	3/4		1350
TD - 8000			Vertical	1700	4310	3000	480	250	600	600	8	10	320x420	4	4	1	1/2	3/4		1700
TD - 10000			Vertical	1900	4430	3000	540	250	600	600	8	10	320x420	4	4	1	1/2	3/4		2100

* All Air Receivers are powder painted

Optional Specifications

- 16 bar
- 40 bar
- Galvanized
- Stainless Steel
- Automatic Drain Valve



Tamsan Kompresör San.Tic.A.Ş.

Head Office

100.Yıl Bulvarı No :50 , 06370
Ostim Yenimahalle /ANKARA
T: +90 (312) 354 6622
F: +90 (312) 354 7534
tamsan@tamsan.com.tr
www.tamsan.com.tr

Factory

Başkent O.S.B. 18.Cad No :38
Temelli / ANKARA
T : +90 (312) 640 1550
F : +90 (312) 640 1554