

*The Fine Art of
Composite Doors*

Truedor



GEORGE CLARKE

04

OUR HERITAGE



20

HARMONY GLASS RANGE



38

GEORGE CLARKE'S TOP TIPS



CONTENTS

- 04 OUR HERITAGE
- 06 TRADITIONAL RANGE
- 20 HARMONY GLASS RANGE
- 22 COTTAGE RANGE
- 30 CONTEMPORARY RANGE
- 38 GEORGE CLARKE'S TOP TIPS
- 39 BACK DOORS
- 40 Truedor Ranges
- 41 Truedor Glass Patterns
- 42 Glass Options
- 44 Hardware & Accessories
- 46 Contemporary Bar Handles
- 48 Truly Secure
- 49 Secured by Design
- 50 Trojan 2 Star Door Handle
- 51 5 Star Security
- 52 Design your own Truedor
- 53 Colours & Finishes
- 54 Frame Options & Details
- 55 Sidepanels & Toplights

44

HARDWARE & ACCESSORIES




51

5 STAR SECURITY



52

DESIGN YOUR OWN TRUEDOR



53

COLOURS & FINISHES



OUR HERITAGE

FOUNDED IN 1958

Truedor

THE FINE ART OF COMPOSITE DOORS

“FOR OVER 35 YEARS, IG DOORS, THE COMPANY BEHIND TRUEDOR, HAS MANUFACTURED THE FINEST QUALITY DOORS USING TRIED AND TRUSTED TECHNIQUES THAT ARE PASSED ON BY EXPERIENCED, SKILLED PROFESSIONALS”



THE FINE ART OF COMPOSITE DOORS



Truedor is a range of strong, long lasting and affordable GRP composite doors. We choose to work with this material because it won't warp and can be made to look like timber but with none of the disadvantages. GRP composite is robust and delivers the same aesthetic appeal as timber. Why use anything else? Across all our collections, our quality front door styles can be coloured and finished to your personal specification.



GEORGE CLARKE

Our fully trained staff take great pride in every door-set produced in our factory and are trusted to ensure that nothing leaves the premises without meeting strict quality criteria and undergoing thorough testing.

IG was founded in South Wales in 1958 and Composite Door production began in 1979. Between 1979 and 2018 we manufactured and supplied an extensive range of high performance external door-sets from our manufacturing facility in Cwmbran, before moving to a brand new high-tech facility in Blackwood.

Ongoing investment in our manufacturing facility, including the purchase of some of the most advanced production equipment in the UK will continue to spearhead our growth.

We continue to be industry leaders by providing a flexible and cost-effective product range backed by our exemplary service record and years of experience.

We have the confidence to offer all our standard GRP composite doors with a ten year manufacturers guarantee... but when you have been in the business for as long as we have, our products come with far more... they are backed by our enviable reputation.

TRULY FRIENDLY TO THE ENVIRONMENT

IG Doors, the company behind Truedor, recognises its important role in conserving the environment for future generations and aims to pursue a sound environmental strategy through the implementation of its environmental policy and by setting annual environmental objectives and targets.

The responsibility for implementing the environmental policy lies with the management team, assisted by employees at all levels.

The Company encourages staff training and development to ensure that commitment to the policy can be fulfilled. The main aspects of the Company's strive for environmental excellence include:

- the prevention of pollution
- a reduction in energy consumption
- a reduction in waste generation
- an increase in the use of sustainable materials

IG Doors Ltd achieved certificate BS EN ISO 14001.

GEORGE CLARKE INTRODUCES THE TRADITIONAL RANGE



“
 Whether you live on a Victorian terrace or a modern development, your home is as individual as you are and deserves a facade that makes a unique statement. By choosing a modern, composite door you can benefit from a wide variety of styles, sizes, colours, glazing and fixtures. Exploring the available options gives you fresh ideas and ensures that you arrive at a front door that is highly personalised and a complete reflection of your tastes.
 ”

GLAZING IS A KEY FEATURE TO ANY FRONT DOOR, AND THE TRUEDOR RANGE OF TRADITIONAL DOORS IS NO EXCEPTION. IT HAS A VAST ARRAY OF GLAZING OPTIONS TO SUIT EACH DOOR STYLE.

FROM AFTERNOON TEA TO CRICKET ON THE VILLAGE GREEN, SOME BRITISH TRADITIONS ARE HARD TO BEAT.

This is because they have stood the test of time and come to represent an expression of ourselves.

There is something of the traditionalist in all of us, as we celebrate the strengths of British culture such as art, design and manufacturing in the furnishing of our homes. Crafted in Britain, all our Traditional doors are finished to perfection, whatever the specification. From the style and colour to the use of glazing and fixtures, you can select from an impressive array of options to create your own bespoke door.

Knowing where to start in choosing the right door for you can be a daunting prospect, but with Truedor, it's easy. The Truedor online door designer is a step-

by-step guide to the various feature combinations available. First choose a door style, then play with different glazing and colour selections until you find the best look for your home. The online designer then enables you to view your preferred door on an image of your own home.

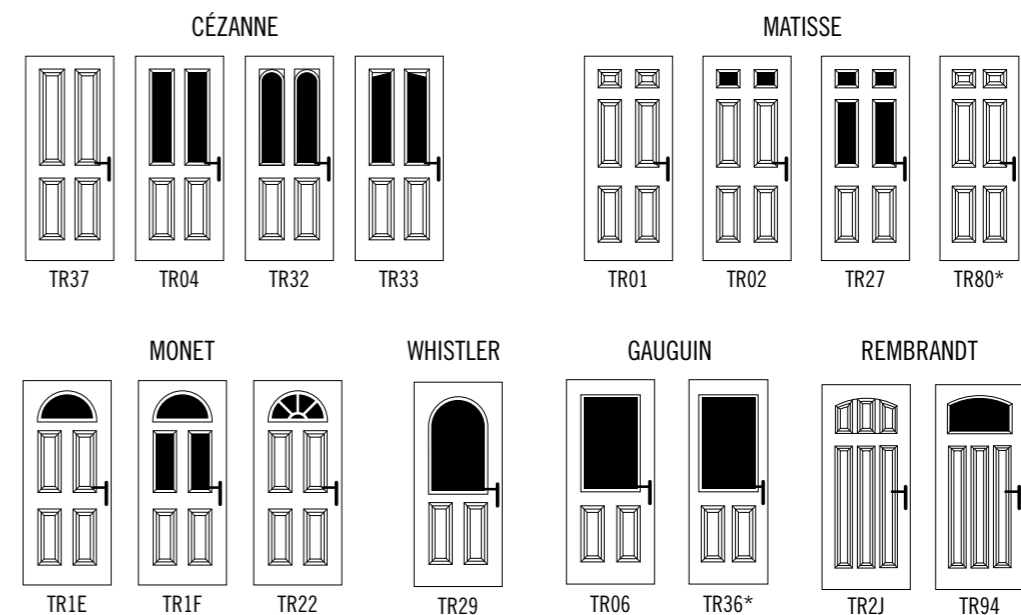
The different door styles in the Traditional range marry timeless elegance and classic design. From the beautifully understated, four panel Cézanne to the striking and robust Rembrandt, these versatile doors suit a wide variety of house types and residential environments.

The Traditional range proves ever popular - with the largest number of style options, it offers something for everyone. But Traditional doesn't need to mean old fashioned and from Truedor it genuinely means you are getting the very best of British.


 GEORGE CLARKE

Truedor

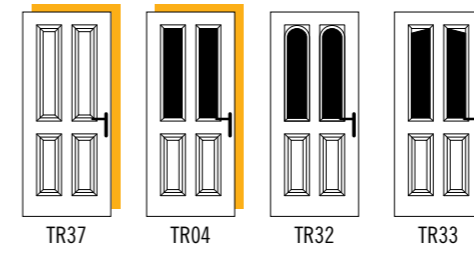
TRADITIONAL RANGE



With four styles, a great number of glazing options and colour choices, the four panel Cézanne makes a smart addition to any home.

Truedor

THE FINE ART OF COMPOSITE DOORS



TRADITIONAL RANGE

CÉZANNE



WOODSTAIN FINISHES ▾

ROSEWOOD

GOLDEN OAK

STANDARD COLOURS ▾

JET BLACK

STEEL BLUE

TRAFFIC WHITE

SIGNAL RED

PINE GREEN

HERITAGE COLOURS ▾

CHARTWELL GREEN

LARKSPUR BLUE

CREAM

SLATE GREY

WILLOW

BRUNSWICK GREEN

DESERT SAND

CAMOUFLAGE BEIGE

WINE RED

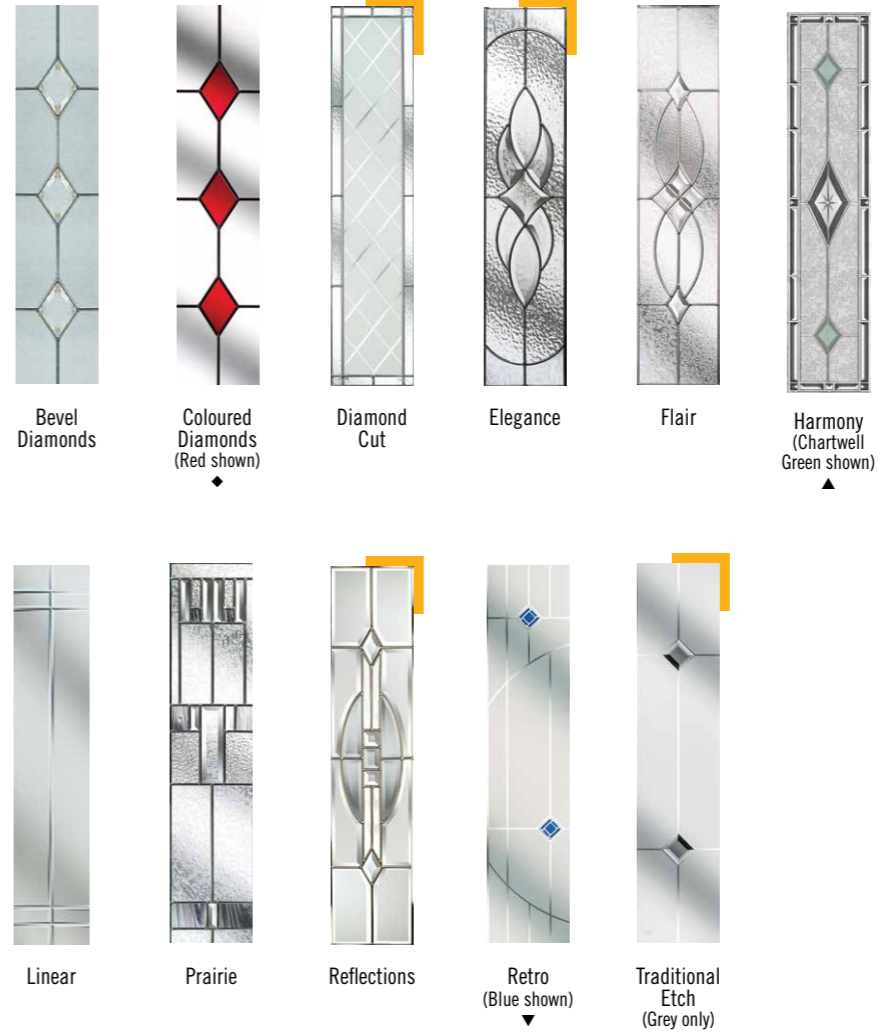
SILVER GREY

ANTHRACITE GREY

BROWN BLACK

CHOOSE YOUR OWN RAL COLOUR ▾

DECORATIVE GLAZING OPTIONS



AVAILABLE GLAZING

- TR04 Bevel Diamonds / Clear / Coloured Diamonds / Diamond Cut / Diamond Lead / Elegance / Flair / Harmony / Linear / Obscure / Prairie / Reflections / Retro / Square Lead / Traditional Etch
- TR32 Bevel Diamonds / Coloured Diamonds / Clear / Diamond Lead / Flair / Obscure / Retro / Square Lead / Traditional Etch
- TR33 Bevel Diamonds / Coloured Diamonds / Clear / Diamond Lead / Flair / Obscure / Retro / Square Lead / Traditional Etch

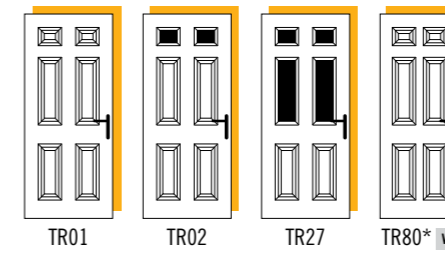
- ◆ Coloured Diamonds available in Red, Blue, Green and Black. Choice of backing glass: Stippolyte, Minster and Satin style, please see page 41 for more details.
- ▼ Retro available in Red, Blue, Green and Black.
- ▲ Harmony available in various colours, please see page 20 for more details.
- Available with matching frame colour, please see page 54 for more details. NOTE: Due to the difference of materials we cannot guarantee an exact match in colour or texture of stained or painted doors to these foiled frames.
- ▮ Available as Secured by Design, see page 49 for more details.



Available in four styles, all Matisse doors have six panels, with the option to glaze either two or four of the panels. A truly versatile door.

Truedor

THE FINE ART OF COMPOSITE DOORS



TRADITIONAL RANGE

MATISSE



WOODSTAIN FINISHES ▾

ROSEWOOD

GOLDEN OAK

STANDARD COLOURS ▾

JET BLACK

STEEL BLUE

TRAFFIC WHITE

SIGNAL RED

PINE GREEN

HERITAGE COLOURS ▾

CHARTWELL GREEN

LARKSPUR BLUE

CREAM

SLATE GREY

WILLOW

BRUNSWICK GREEN

DESERT SAND

CAMOUFLAGE BEIGE

WINE RED

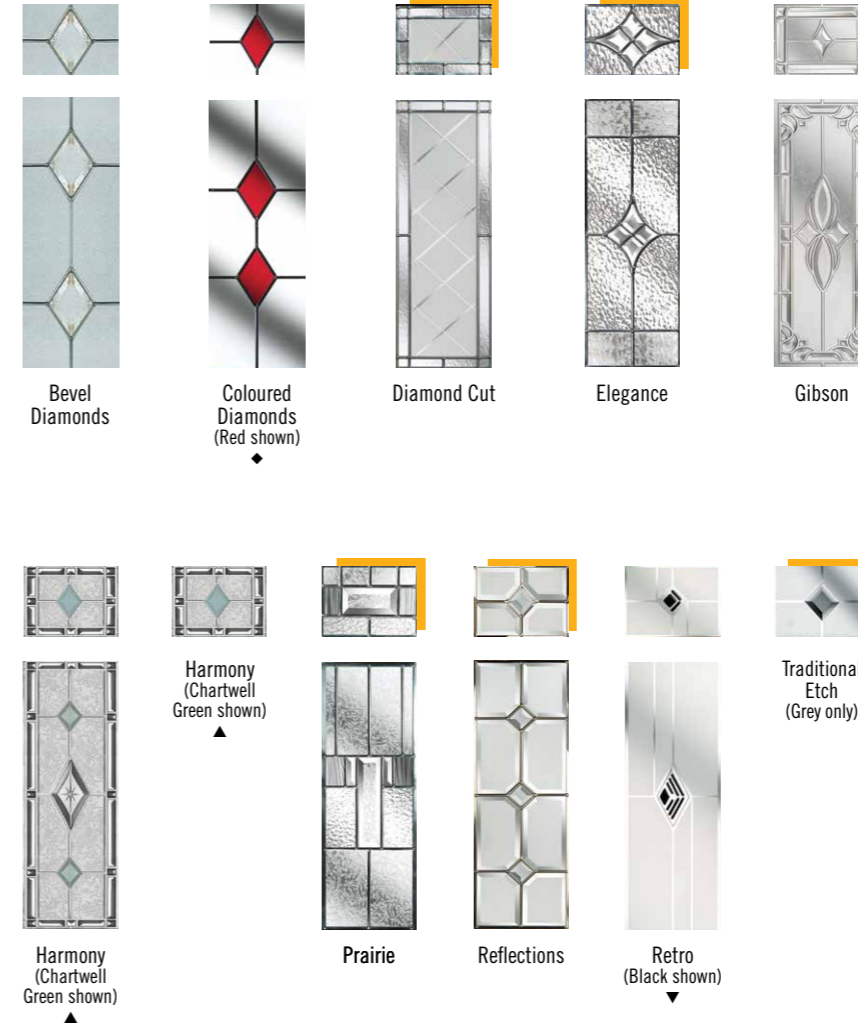
SILVER GREY

ANTHRACITE GREY

BROWN BLACK

CHOOSE YOUR OWN RAL COLOUR ▾

DECORATIVE GLAZING OPTIONS



AVAILABLE GLAZING


TR02 Bevel Diamonds / Clear / Coloured Diamonds / Diamond Cut / Diamond Lead / Elegance / Gibson / Harmony / Obscure / Prairie / Reflections / Retro / Square Lead / Traditional Etch

TR27 Bevel Diamonds / Clear / Coloured Diamonds / Diamond Cut / Diamond Lead / Elegance / Gibson / Harmony / Obscure / Prairie / Reflections / Retro / Square Lead



Red Blue Green Black

- ◆ Coloured Diamonds available in Red, Blue, Green and Black. Choice of backing glass: Stippolyte, Minster and Satin style, please see page 41 for more details.
- ▼ Retro available in Red, Blue, Green and Black.
- ▲ Harmony available in various colours, please see page 20 for more details.
- Available with matching frame colour, please see page 54 for more details. NOTE: Due to the difference of materials we cannot guarantee an exact match in colour or texture of stained or painted doors to these foiled frames.
- ▮ Available as Secured by Design, see page 49 for more details.
- * Specially designed to suit narrow openings, see page 54 for details.
- ▮ Available in White only.



The Monet is instantly recognisable with its classic half moon glazed top panel. The middle two panels can be glazed for extra light or left solid for added privacy.

Truedor

THE FINE ART OF COMPOSITE DOORS



TRADITIONAL RANGE

MONET



WOODSTAIN FINISHES ▾

ROSEWOOD

GOLDEN OAK

STANDARD COLOURS ▾

JET BLACK

STEEL BLUE

TRAFFIC WHITE

SIGNAL RED

PINE GREEN

HERITAGE COLOURS ▾

CHARTWELL GREEN

LARKSPUR BLUE

CREAM

SLATE GREY

WILLOW

BRUNSWICK GREEN

DESERT SAND

CAMOUFLAGE BEIGE

WINE RED

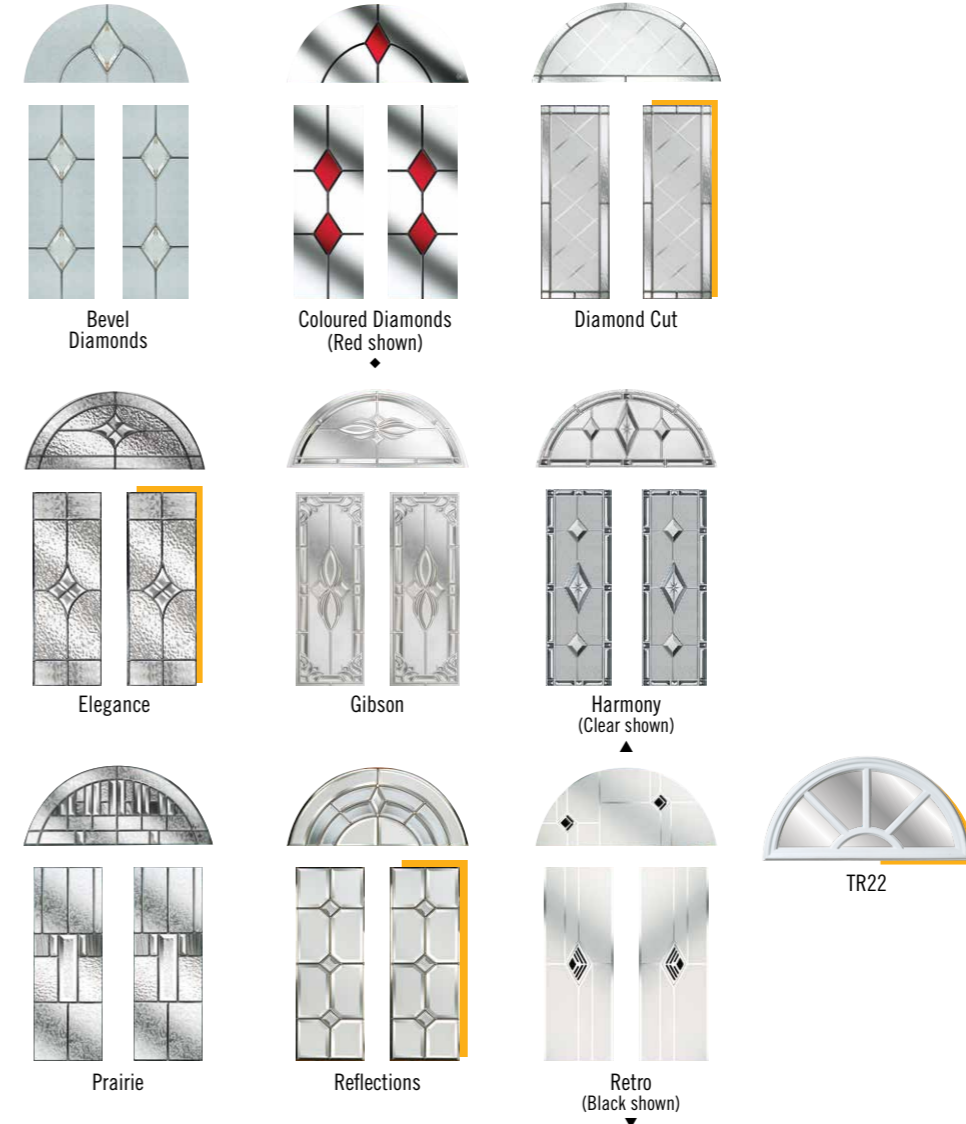
SILVER GREY

ANTHRACITE GREY

BROWN BLACK

CHOOSE YOUR OWN RAL COLOUR ▾

DECORATIVE GLAZING OPTIONS



AVAILABLE GLAZING

- TR1E Bevel Diamonds / Clear / Coloured Diamonds / Diamond Cut / Elegance / Gibson / Harmony / Obscure / Prairie / Reflections / Retro
- TR1F Bevel Diamonds / Clear / Coloured Diamonds / Diamond Cut / Elegance / Gibson / Harmony / Obscure / Prairie / Reflections / Retro
- TR22 Clear / Obscure /

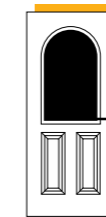
- ◆ Coloured Diamonds available in Red, Blue, Green and Black. Choice of backing glass: Stippolyte, Minster and Satin style, please see page 41 for more details.
- ▼ Retro available in Red, Blue, Green and Black.
- ▲ Harmony available in various colours, please see page 20 for more details.
- Available with matching frame colour, please see page 54 for more details. NOTE: Due to the difference of materials we cannot guarantee an exact match in colour or texture of stained or painted doors to these foiled frames.
- ▮ Available as Secured by Design, see page 49 for more details.



*A statement door, the Whistler welcomes you home.
Whether you prefer a coloured decorative design or a plain
glazed panel, there are many glazing options to choose from.*

Truedor

THE FINE ART OF COMPOSITE DOORS



TR29

TRADITIONAL
RANGE

WHISTLER



DECORATIVE GLAZING OPTIONS



Diamond Cut



Elegance



French



Reflections



Retro
(Blue shown)

AVAILABLE GLAZING

TR29 Clear / Diamond Cut / Elegance / French /
Obscure / Reflections / Retro

▼ Retro available in Red, Blue, Green and Black.

□ Available with matching frame colour, please see
page 54 for more details. NOTE: Due to the difference
of materials we cannot guarantee an exact match in
colour or texture of stained or painted doors to these
foiled frames.

▮ Available as Secured by Design,
see page 49 for more details.

WOODSTAIN FINISHES ▾

ROSEWOOD
□

GOLDEN OAK
□

STANDARD COLOURS ▾

JET
BLACK

STEEL
BLUE

TRAFFIC
WHITE

SIGNAL
RED

PINE
GREEN

HERITAGE COLOURS ▾

CHARTWELL
GREEN
□

LARKSPUR
BLUE

CREAM
□

SLATE GREY
□

WILLOW

BRUNSWICK
GREEN

DESERT
SAND

CAMOUFLAGE
BEIGE

WINE
RED

SILVER
GREY

ANTHRACITE GREY
□

BROWN BLACK
□

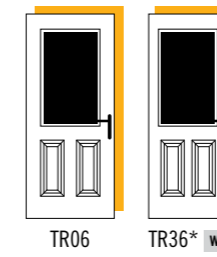
CHOOSE YOUR OWN RAL COLOUR ▾



With a distinctive large glazed panel with two solid ones beneath, the Gauguin makes beautiful glass its key feature.

Truedor

THE FINE ART OF COMPOSITE DOORS



TR06

TR36* w

TRADITIONAL RANGE

GAUGUIN



DECORATIVE GLAZING OPTIONS



Bevel Diamonds



Diamond Cut



Elegance




French (Clear only)



Linear




Reflections



Retro (Blue shown)



Touch of Privacy (For white doors only)



Traditional Etch (Grey only)

AVAILABLE GLAZING

TR06 Bevel Diamonds / Clear / Diamond Cut / Diamond Lead / Elegance / French / Linear / Obscure / Reflections / Retro / Square Lead / Touch of Privacy / Traditional Etch

TR36 Clear / Diamond Lead / Obscure / Square Lead

▼ Retro available in Red, Blue, Green and Black.

□ Available with matching frame colour, please see page 54 for more details. NOTE: Due to the difference of materials we cannot guarantee an exact match in colour or texture of stained or painted doors to these foiled frames.

▮ Available as Secured by Design, see page 49 for more details.

* Specially designed to suit narrow openings, see page 54 for details.

W Available in White only.

WOODSTAIN FINISHES ▾

ROSEWOOD □

GOLDEN OAK □

STANDARD COLOURS ▾

JET BLACK

STEEL BLUE

TRAFFIC WHITE

SIGNAL RED

PINE GREEN

HERITAGE COLOURS ▾

CHARTWELL GREEN □

LARKSPUR BLUE

CREAM □

SLATE GREY □

WILLOW

BRUNSWICK GREEN

DESERT SAND

CAMOUFLAGE BEIGE

WINE RED

SILVER GREY

ANTHRACITE GREY □

BROWN BLACK □

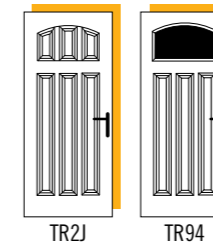
CHOOSE YOUR OWN RAL COLOUR ▾



An example of truly traditional values. The Rembrandt is a solid door, save for an exquisitely eye-catching glazed panel around head height which can be used to feature the house number, or choose one of our other beautiful glass designs.

Truedor

THE FINE ART OF COMPOSITE DOORS



TRADITIONAL RANGE

REMBRANDT



WOODSTAIN FINISHES ▾

ROSEWOOD

GOLDEN OAK

STANDARD COLOURS ▾

JET BLACK

STEEL BLUE

TRAFFIC WHITE

SIGNAL RED

PINE GREEN

HERITAGE COLOURS ▾

CHARTWELL GREEN

LARKSPUR BLUE

CREAM

SLATE GREY

WILLOW

BRUNSWICK GREEN

DESERT SAND

CAMOUFLAGE BEIGE

WINE RED


SILVER GREY

ANTHRACITE GREY


BROWN BLACK

CHOOSE YOUR OWN RAL COLOUR ▾

DECORATIVE GLAZING OPTIONS



Dorchester



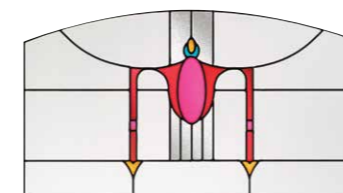
Numbers
(Deep Red & Dark Blue shown)



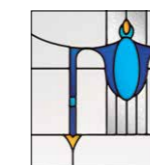
Reflections



Simplicity



Victoriana Red



Victoriana Blue



Victoriana Green



Victoriana Purple

Victoriana Colour Options

AVAILABLE GLAZING

TR94 Clear / Dorchester / Numbers / Obscure / Reflections / Simplicity / Victoriana

Available with matching frame colour, please see page 54 for more details. NOTE: Due to the difference of materials we cannot guarantee an exact match in colour or texture of stained or painted doors to these foiled frames.

Available as Secured by Design, see page 49 for more details.

NUMBERS borders are available in 5 colours.



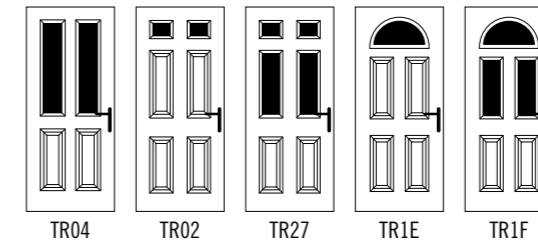
Making these doors even more special is the fact that each decorative glass panel has been hand crafted with coloured bevels to complement the door.

Truedor

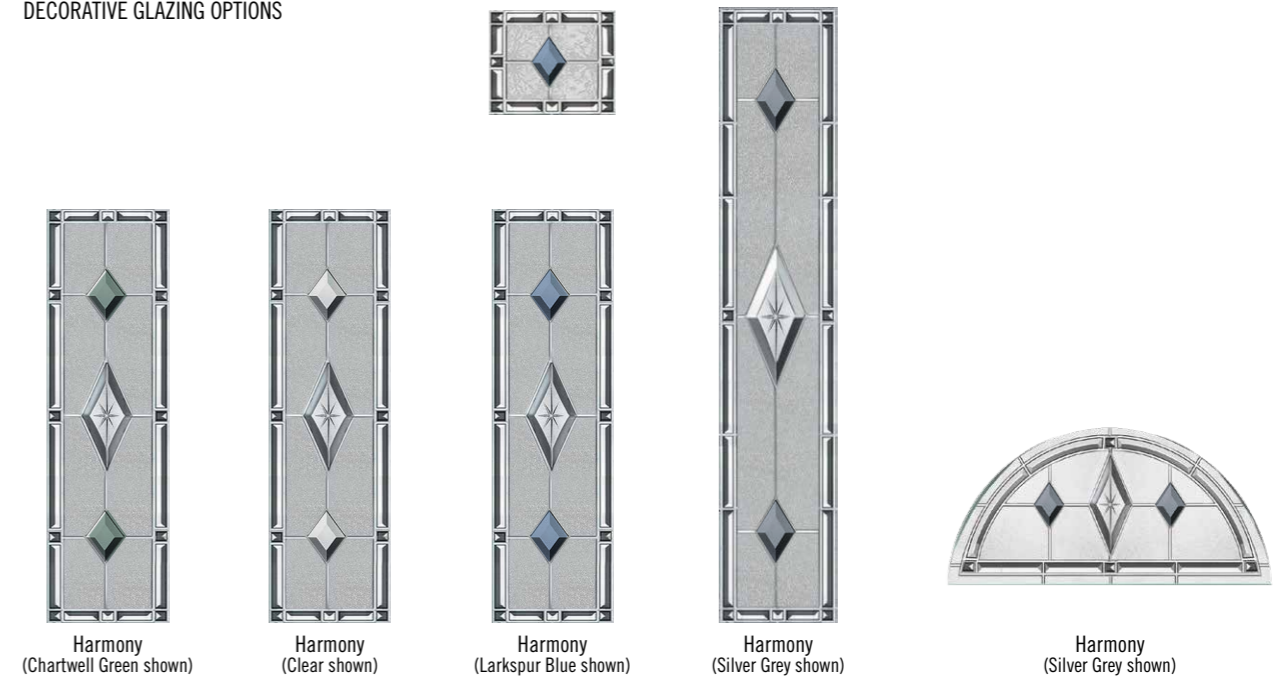
THE FINE ART OF COMPOSITE DOORS

HARMONY GLASS RANGE

HARMONY



DECORATIVE GLAZING OPTIONS



Harmony (Chartwell Green shown) Harmony (Clear shown) Harmony (Larkspur Blue shown) Harmony (Silver Grey shown) Harmony (Silver Grey shown)



AVAILABLE GLAZING

Clear option available for use with any other door colour.

All these designs feature an obscure stippolyte style pattern for easy matching sidelights and toplights, please see page 41 for more information.

Available with matching frame colour, please see page 54 for more details. NOTE: Due to the difference of materials we cannot guarantee an exact match in colour or texture of stained or painted doors to these foiled frames.

HARMONY COLOURS



GEORGE CLARKE INTRODUCES THE
COTTAGE RANGE



“

Character properties are perennially popular among home buyers who are looking for a piece of history. These period houses usually offer several original features which their owners seek to preserve. Even when looking to renovate or improve these homes, attention to detail is key, so modern fixtures with heritage overtones are the ideal solution.

”

COTTAGE DOORS OF YESTERYEAR WERE MADE OF TIMBER, MEANING THAT OVER TIME THEY WOULD CHANGE SHAPE AND BECOME DRAUGHTY. GRP COMPOSITE IS AVAILABLE IN WOODGRAIN WHICH DELIVERS A NATURAL WOOD EFFECT FOR ADDED AUTHENTICITY YET WILL NOT DETERIORATE LIKE TIMBER.

A LITTLE PIECE OF THE COUNTRYSIDE IN ANY SETTING

Country cottages are renowned for oozing charm whilst affording a warm welcome and an escape from the most inclement weather. From their flagstone floors and cast iron fireplaces through to their tightly thatched roofs and sturdy garden gates, the typical British cottage is a safe haven and a byword for expert craftsmanship.

Great care must be taken in restoring and maintaining cottages to retain their unique nature, with owners becoming the custodians of their past and future. Salvage yards can be a gold mine of reclaimed fittings and furnishings such as Victorian radiators and aged railway sleepers.

But finding entire sets of matching windows or original front doors of any quality is practically impossible.

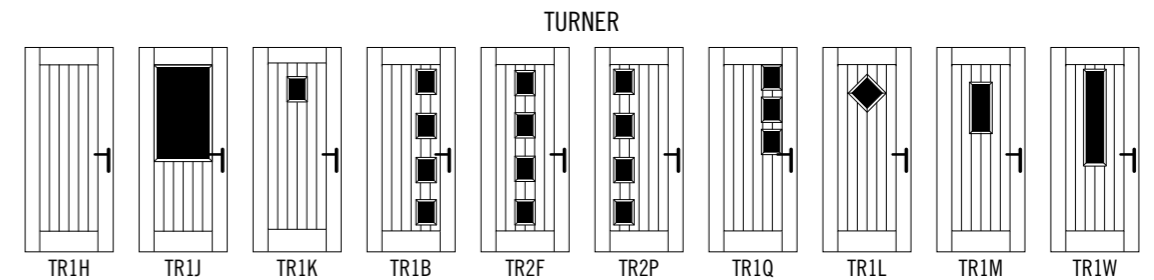
With the Cottage range, Truedor makes it possible to put a totally modern door on to any character property in both urban and rural environments. The Turner door is available in several different styles; choose from our wide variety of standard, colours, heritage colours, and wood stains along with a great choice of glazing options. It is finished with a classic 'tongue and groove' appearance, reminiscent of a sturdy and purposeful farmhouse door.

The Cottage range bring a sense of the countryside to any home and with a solid wood-look finish, delivers substance without losing any of the style.


GEORGE CLARKE

Truedor

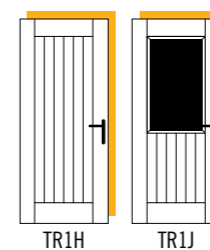
COTTAGE RANGE



Available in a variety of styles, with a great choice of glazing options, the Turner has a 'tongue and groove' effect which is reminiscent of a farmhouse door. It brings a distinct rural feel to any property.

Truedor

THE FINE ART OF COMPOSITE DOORS



COTTAGE RANGE

TURNER



WOODSTAIN FINISHES ▾



STANDARD COLOURS ▾



HERITAGE COLOURS ▾



CHOOSE YOUR OWN RAL COLOUR ▾



DECORATIVE GLAZING OPTIONS



Bevel Diamonds



Diamond Cut



Elegance




French (Clear only)



Linear




Reflections



Retro (Blue shown)



Touch of Privacy (For white doors only)



Traditional Etch (Grey only)

AVAILABLE GLAZING

TR1J Bevel Diamonds / Clear / Diamond Cut / Diamond Lead / Elegance / French / Linear / Obscure / Reflections / Retro / Square Lead / Touch of Privacy / Traditional Etch

▾ Retro available in Red, Blue, Green and Black.

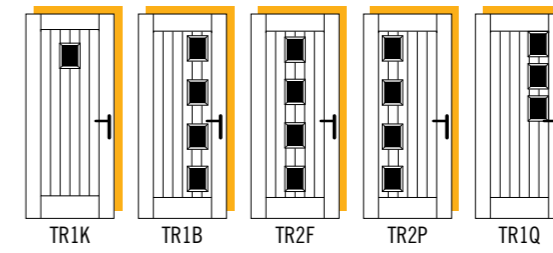
□ Available with matching frame colour, please see page 54 for more details. NOTE: Due to the difference of materials we cannot guarantee an exact match in colour or texture of stained or painted doors to these foiled frames.

▮ Available as Secured by Design, see page 49 for more details.

The Turner range brings a sense of the countryside to any home with a solid wood-look finish, it delivers substance without losing any of the style.

Truedor

THE FINE ART OF COMPOSITE DOORS



COTTAGE RANGE

TURNER



WOODSTAIN FINISHES ▾

ROSEWOOD
□

GOLDEN OAK
□

STANDARD COLOURS ▾

JET BLACK

STEEL BLUE

TRAFFIC WHITE

SIGNAL RED

PINE GREEN

HERITAGE COLOURS ▾

CHARTWELL GREEN
□

LARKSPUR BLUE

CREAM
□

SLATE GREY
□

WILLOW

BRUNSWICK GREEN

DESERT SAND

CAMOUFLAGE BEIGE

WINE RED

SILVER GREY

ANTHRACITE GREY
□

BROWN BLACK
□

CHOOSE YOUR OWN RAL COLOUR ▾

DECORATIVE GLAZING OPTIONS



Diamond Cut



Elegance




Prairie



Reflections



Retro
(Black shown)



Traditional Etch
(Grey only)

AVAILABLE GLAZING

TR1K Clear / Diamond Cut / Elegance / Obscure / Prairie / Reflections / Retro / Traditional Etch

TR1B Clear / Diamond Cut / Elegance / Obscure / Prairie / Reflections / Retro / Traditional Etch

TR2F Clear / Diamond Cut / Elegance / Obscure / Prairie / Reflections / Retro / Traditional Etch

TR2P Clear / Diamond Cut / Elegance / Obscure / Prairie / Reflections / Retro / Traditional Etch

TR1Q Clear / Diamond Cut / Elegance / Obscure / Prairie / Reflections / Retro / Traditional Etch

▾ Retro available in Red, Blue, Green and Black.

□ Available with matching frame colour, please see page 54 for more details. NOTE: Due to the difference of materials we cannot guarantee an exact match in colour or texture of stained or painted doors to these foiled frames.

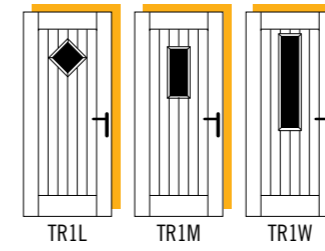
▮ Available as Secured by Design, see page 49 for more details.



A natural wood effect door for added authenticity,
Truedor makes it possible to put a totally modern door
on to any character property.

Truedor

THE FINE ART OF COMPOSITE DOORS



COTTAGE
RANGE

TURNER



WOODSTAIN FINISHES ▾

ROSEWOOD
□

GOLDEN OAK
□

STANDARD COLOURS ▾

JET
BLACK

STEEL
BLUE

TRAFFIC
WHITE

SIGNAL
RED

PINE
GREEN

HERITAGE COLOURS ▾

CHARTWELL
GREEN
□

LARKSPUR
BLUE

CREAM
□

SLATE GREY
□

WILLOW

BRUNSWICK
GREEN

DESERT
SAND

CAMOUFLAGE
BEIGE

WINE
RED

SILVER
GREY

ANTHRACITE GREY
□

BROWN BLACK
□

CHOOSE YOUR OWN RAL COLOUR ▾

DECORATIVE GLAZING OPTIONS



Bevel
Diamonds



Bevel
Diamonds



Diamond
Cut



Elegance



Elegance



Flair



Gibson



Linear



Prairie



Reflections



Retro
(Blue shown)



Traditional
Etch
(Grey only)



Simplicity
Traditional
Etch
(Grey only)

AVAILABLE GLAZING

TR1L Clear / Obscure / Simplicity / Traditional Etch

TR1M Bevel Diamonds / Clear / Elegance / Obscure /
Traditional Etch /

TR1W Bevel Diamonds / Clear / Diamond Cut / Diamond Lead /
Elegance / Flair / Gibson / Linear / Obscure / Prairie /
Reflections / Retro / Square Lead / Traditional Etch

▼ Retro available in Red, Blue, Green and Black.

□ Available with matching frame colour, please see
page 54 for more details. NOTE: Due to the difference
of materials we cannot guarantee an exact match in
colour or texture of stained or painted doors to these
foiled frames.

▮ Available as Secured by Design,
see page 49 for more details.



GEORGE CLARKE INTRODUCES THE
CONTEMPORARY RANGE



There has been a significant number of new homes built over the last 50 years. Often, these more modern houses need doors and windows that are in keeping with the surrounding architecture. There is an increasing number of exciting, contemporary doors and other fixtures available to homeowners looking to give their post-war house a clean, fresh look. These ultra new door styles provide instant sophistication to a home.



WITH AN EMPHASIS ON GEOMETRIC GLAZING, THESE STRIKINGLY MODERN DOORS MAKE THE RIGHT FIRST IMPRESSION, EVERY TIME.

THE CONTEMPORARY RANGE FOR A TRULY MODERN DOOR

Your front door provides the best security for your castle. It protects you from the extremes of British weather and should offer true durability. Choosing a new front door is a decision you may only make once in your home and you need to make it with confidence.

Every door in the Truedor range is made from GRP composite – a high impact glass-reinforced polymer. This material is strong, long-lasting and affordable. Aside from those benefits, there are many practical reasons why we choose to work with it. GRP composite won't warp or split and can combine traditional wood aesthetics with low maintenance technology. With none of the disadvantages of timber but the same aesthetic appeal, why would we use anything else?

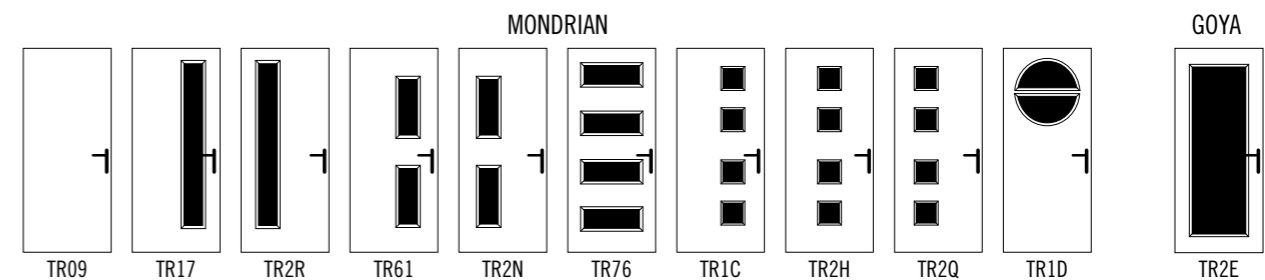
Across the exquisite Mondrian and Goya collections in the Truedor Contemporary range, there are several smart door styles to choose from. Side and top panels surrounding your door frame can compliment a contemporary door style. They allow more light into the hallway and work to maximise the effect of modern glazing features.

If a Contemporary door style feels like a radical departure for you, try the Truedor online door designer to test out the Mondrian and Goya in different colours. Add one of the many different glazing options that are available to see how, with your own personal touch, a Contemporary door can suit most homes.

GEORGE CLARKE

Truedor

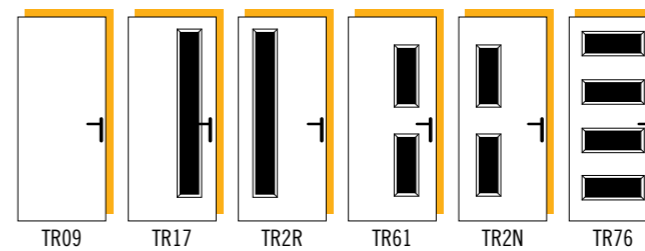
CONTEMPORARY RANGE



With a selection of smart styles to choose from, the Mondrian is the definition of modernity. This door makes a focal point of its stunning geometric glazing, providing even more kerb appeal for your home.

Truedor

THE FINE ART OF COMPOSITE DOORS




CONTEMPORARY RANGE

MONDRIAN



DECORATIVE GLAZING OPTIONS



Elegance



Reflections



Retro
(Black shown)



Linear

WOODSTAIN FINISHES ▾

ROSEWOOD
□

GOLDEN OAK
□

STANDARD COLOURS ▾

JET BLACK

STEEL BLUE

TRAFFIC WHITE

SIGNAL RED

PINE GREEN

HERITAGE COLOURS ▾

CHARTWELL GREEN
□

LARKSPUR BLUE

CREAM
□

SLATE GREY
□

WILLOW

BRUNSWICK GREEN

DESERT SAND

CAMOUFLAGE BEIGE

WINE RED

SILVER GREY

ANTHRACITE GREY
□

BROWN BLACK
□

CHOOSE YOUR OWN RAL COLOUR ▾



AVAILABLE GLAZING

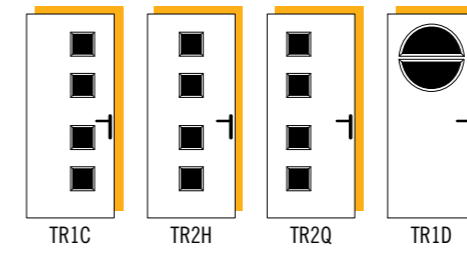
- TR17 Clear / Linear / Obscure
- TR2R Clear / Linear / Obscure
- TR61 Clear / Obscure
- TR2N Clear / Obscure
- TR76 Clear / Elegance / Obscure / Reflections / Retro

- ▾ Retro available in Red, Blue, Green and Black.
- Available with matching frame colour, please see page 54 for more details. NOTE: Due to the difference of materials we cannot guarantee an exact match in colour or texture of stained or painted doors to these foiled frames.
- ▮ Available as Secured by Design, see page 49 for more details.

The strikingly modern Mondrian door, creates the right first impression every time. With the best security and true durability you can be confident in your decision when choosing a Truedor contemporary door.

Truedor

THE FINE ART OF COMPOSITE DOORS




CONTEMPORARY RANGE

MONDRIAN



DECORATIVE GLAZING OPTIONS



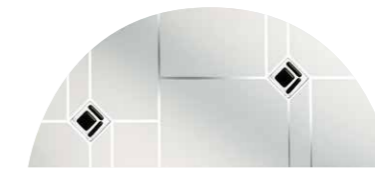
Bevel Diamonds




Diamond Cut



Reflections



Retro (Black shown)



Simplicity



Traditional Etch (Grey only)

AVAILABLE GLAZING

- TR1C Clear / Obscure / Simplicity / Traditional Etch
- TR2H Clear / Obscure / Simplicity / Traditional Etch
- TR2Q Clear / Obscure / Simplicity / Traditional Etch
- TR1D Bevel Diamonds / Clear / Diamond Cut / Obscure / Reflections / Retro

▼ Retro available in Red, Blue, Green and Black.

□ Available with matching frame colour, please see page 54 for more details. NOTE: Due to the difference of materials we cannot guarantee an exact match in colour or texture of stained or painted doors to these foiled frames.

▮ Available as Secured by Design, see page 49 for more details.

WOODSTAIN FINISHES ▾

ROSEWOOD □

GOLDEN OAK □

STANDARD COLOURS ▾

JET BLACK

STEEL BLUE

TRAFFIC WHITE

SIGNAL RED

PINE GREEN

HERITAGE COLOURS ▾

CHARTWELL GREEN □

LARKSPUR BLUE

CREAM □

SLATE GREY □

WILLOW

BRUNSWICK GREEN

DESERT SAND

CAMOUFLAGE BEIGE

WINE RED

SILVER GREY

ANTHRACITE GREY □

BROWN BLACK □

CHOOSE YOUR OWN RAL COLOUR ▾



Almost fully glazed, the Goya is beautiful in its simplicity.
There are several subtly different glazing styles to choose from which bring a signature elegance to any home.

Truedor

THE FINE ART OF COMPOSITE DOORS



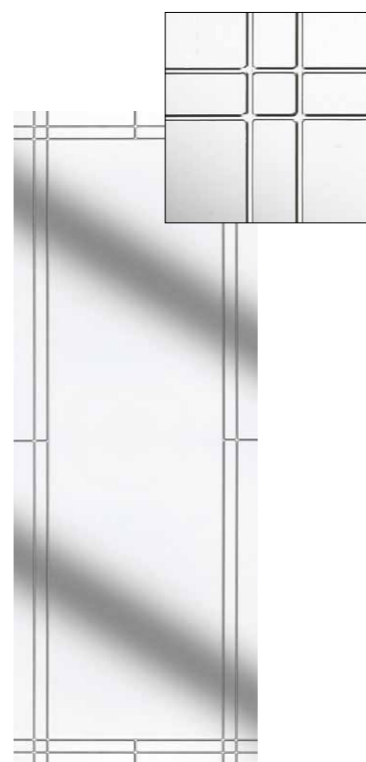
TR2E

CONTEMPORARY RANGE

GOYA



DECORATIVE GLAZING OPTIONS



Clear Lines
(Clear Glass)



Satin Lines
(Satin Backing Glass)

WOODSTAIN FINISHES

ROSEWOOD

GOLDEN OAK

STANDARD COLOURS

JET BLACK

STEEL BLUE

TRAFFIC WHITE

SIGNAL RED

PINE GREEN

HERITAGE COLOURS

CHARTWELL GREEN

LARKSPUR BLUE

CREAM

SLATE GREY

WILLOW

BRUNSWICK GREEN

DESERT SAND

CAMOUFLAGE BEIGE

WINE RED

SILVER GREY

ANTHRACITE GREY

BROWN BLACK

CHOOSE YOUR OWN RAL COLOUR

AVAILABLE GLAZING

TR2E Clear / Clear Lines / Obscure / Satin Lines

Available with matching frame colour, please see page 54 for more details. NOTE: Due to the difference of materials we cannot guarantee an exact match in colour or texture of stained or painted doors to these foiled frames.

Available as Secured by Design, see page 49 for more details.



GEORGE CLARKE'S TOP FIVE TIPS FOR ENHANCING KERB APPEAL



Your front door is the face of your home - it's the first thing people see, so don't follow the crowd, design your own and really go to town. With your front door you have more freedom to express yourself, perhaps picking a colour that you wouldn't normally choose for your interior walls. Changing the front door is a quick win but a real game changer in terms of how people perceive you and your home.



GEORGE CLARKE

Passionate about encouraging people to be creative with their homes, architect and property expert, George Clarke, product ambassador for Truedor, has put together his top five tips for enhancing kerb appeal.

1. CREATIVE COLOUR

If you're feeling adventurous, go for strong, bright colours for your front door but choose a shade that complements your own personal style and the rest of your home. If you're not feeling brave, black is always a safe bet, or opt for darker shades of blue, plum and green that will still make a design statement.

2. CLEAN LINES

Symmetry at the front of a house is always a good idea. Consider positioning plants so that there's an equal number on each side of the entrance for impact and any outdoor lighting will generally always look better in pairs.

3. FLOWER POWER

Think about stylish hanging baskets, planters and window boxes. Flowers, shrubs and greenery can really lift the entrance to a home and complement the colour and style of the front door. Make sure you water and feed them regularly to keep them in tip-top condition.

4. KEEP IT CLUTTER FREE

Keep doors, pathways, steps and open porches free from leaves, dust, dirt and other debris and if you've got front door mats make sure it's kept clean and looks appealing.

5. THE DETAILS MAKE THE DIFFERENCE

It's always worth investing in good quality door accessories such as letterboxes, doorknobs and knockers, and try to make sure you choose door furniture that is in keeping with the style and age of your property.

“OUTDOOR LIVING AS A CONCEPT HAS BECOME INCREDIBLY ASPIRATIONAL IN RECENT YEARS, SO WHY NOT MAKE THE BACK DOOR A PART OF IT?”



YOUR BACK DOOR CAN LOOK AS GOOD AS THE FRONT.

Back doors do not have to be simple styles, they can be as interesting as those you choose to install on the front; the range of styles is as complementary to the back of a home as it is to the front - who said you cannot have a feature door on the rear of the home?

It's time to move on – let's explore the benefits of a composite door as a product suitable for the rear of the home with the same enthusiasm as we have always done as a product suitable for the front.

Let's bring back doors to the front of our thinking.



Choose any door from the Truedor range as your back door



GEORGE CLARKE

Available with matching frame colour, please see page 54 for more details. NOTE: Due to the difference of materials we cannot guarantee an exact match in colour or texture of stained or painted doors to these foiled frames.

BACK DOORS

WOODSTAIN FINISHES ▾

ROSEWOOD
□

GOLDEN OAK
□

STANDARD COLOURS ▾

JET BLACK

STEEL BLUE

TRAFFIC WHITE

SIGNAL RED

PINE GREEN

HERITAGE COLOURS ▾

CHARTWELL GREEN
□

LARKSPUR BLUE

CREAM
□

SLATE GREY
□

WILLOW

BRUNSWICK GREEN

DESERT SAND

CAMOUFLAGE BEIGE

WINE RED

SILVER GREY

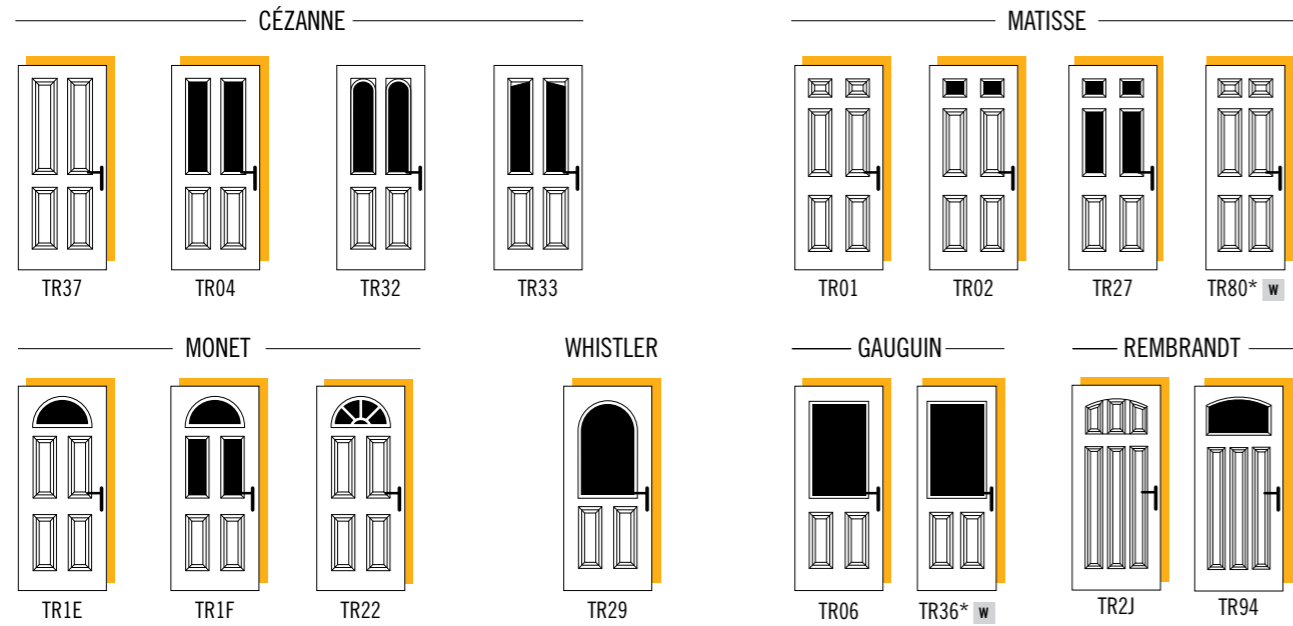
ANTHRACITE GREY
□

BROWN BLACK
□

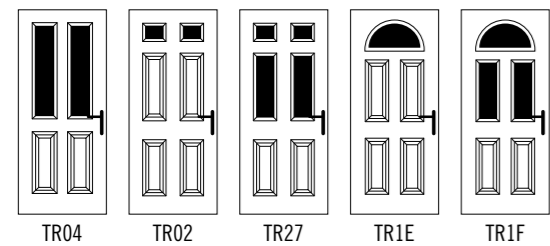
CHOOSE YOUR OWN RAL COLOUR ▾



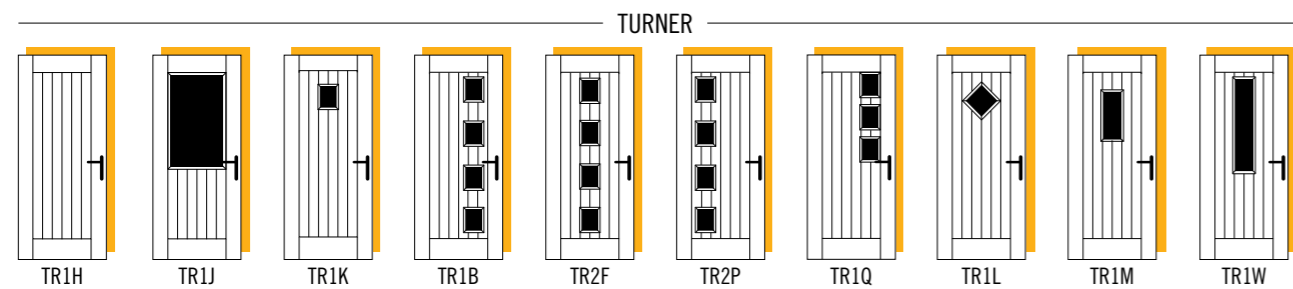
TRADITIONAL RANGE PAGE 06



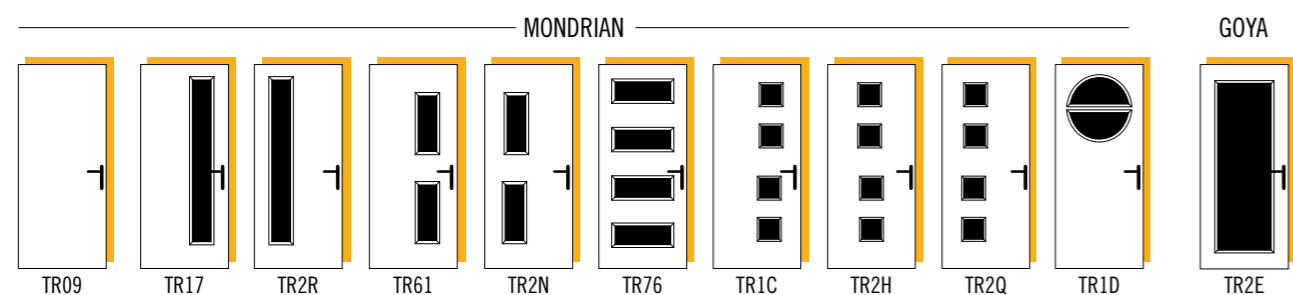
HARMONY GLASS RANGE PAGE 20



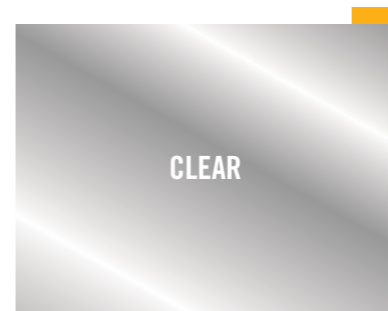
COTTAGE RANGE PAGE 22



CONTEMPORARY RANGE PAGE 30



STANDARD RANGE



EXTENDED RANGE



PREMIUM EXTENDED RANGE



Truedor offer a range of clear and patterned obscure glass options, allowing privacy and maximum light into your home.

ALTERNATIVE GLASS PATTERNS

To match existing windows the following Pilkington glass patterns are available by special order if required.

Arctic / Autumn / Chantilly / Charcoal Sticks / Digital / Everglade / Flemish / Florielle / Mayflower / Oak / Pelerine / Taffeta / Warwick (higher prices and longer lead times may apply.)


KEY

NOTE: All doors can have the lever handle on the left or right hand side of the door.


Available as Secured by Design, see page 49 for more details.

* Specially designed to suit narrow openings, see page 54 for details.

w Available in White only.



DIAMOND LEAD



SQUARE LEAD

DECORATIVE GLAZING OPTIONS	ARTIST INSPIRED													TURNER						MONDRIAN						GOYA						
	CÉZANNE	CÉZANNE		MATISSE		MONET			WHISTLER	GAUGUIN		REMBRANDT	TURNER		TR1B	TR2F	TR2P	TURNER		TR17	TR2R	TR61	TR2N	MONDRIAN			TR1D	TR2E				
STANDARD GLAZING	TR04	TR32	TR33	TR02	TR27	TR1E	TR1F	TR22	TR29	TR06	TR36*	TR94	TR1J	TR1K	TR1B	TR2F	TR2P	TR1Q	TR1L	TR1M	TR1W	TR17	TR2R	TR61	TR2N	TR76	TR1C	TR2H	TR2Q	TR1D	TR2E	
BEVEL DIAMONDS	•	•	•	•	•	•	•			•			•							•	•									•		
CLEAR	•	•	•	•	•	•	•	•	•	•	•	•	•	•	•	•	•	•	•	•	•	•	•	•	•	•	•	•	•	•	•	•
CLEAR LINES																																•
COLOURED DIAMONDS	•	•	•	•	•	•	•																									
DIAMOND CUT	•	•		•	•	•	•		•	•			•	•	•	•	•	•			•	•								•	•	
DORCHESTER												•	•																			
ELEGANCE	•	•		•	•	•	•		•	•			•	•	•	•	•	•			•	•			•	•						
FLAIR	•	•	•																		•											
FRENCH									•	•			•																			
GIBSON				•	•	•	•															•										
GRID LIGHTS								•																								
HARMONY	•			•	•	•	•																									
LINEAR	•									•			•								•	•	•									
NUMBERS												•																				
OBSCURE	•	•	•	•	•	•	•	•	•	•	•	•	•	•	•	•	•	•	•	•	•	•	•	•	•	•	•	•	•	•	•	•
PRAIRIE	•			•	•	•	•							•	•	•	•	•			•	•										
REFLECTIONS	•	•		•	•	•	•		•	•		•	•	•	•	•	•	•			•	•			•	•				•	•	
RETRO	•	•	•	•	•	•	•		•	•			•	•							•					•				•		
SATIN LINES																																•
SIMPLICITY												•	•							•	•						•	•	•			
TOUCH OF PRIVACY										•			•																			
TRADITIONAL ETCH	•	•	•	•						•			•	•	•	•	•	•	•	•	•	•	•	•	•	•	•	•	•	•	•	•
VICTORIANA												•																				

2 STAR HIGH SECURITY DOOR HANDLES

	LEVER / LEVER HANDLES	LEVER / PAD HANDLES	LETTERPLATES	KNOCKERS	NUMERALS
Gold					
Chrome					
Brushed Stainless					
Black					
White					

WINKHAUS THUNDERBOLT HERITAGE LOCK

SECURITY CHAINS

NOTES

		<p>Numerals available from 0-9 and A-D only</p>
--	--	---

HARDWARE & ACCESSORIES

TRULY BEAUTIFUL HARDWARE

We feature fully suited hardware as standard. Our 2 Star high security door handle is an attractive looking product, which offers an ergonomic design with no compromise on grip length. The handle has been designed to protect the cylinder from attack and provides a visible and obvious deterrent to potential intruders.

The letterplate has been designed very much with aesthetics in mind with its simple but elegant styling, designed to complement any door and suited finishes with other door furniture. The construction is unique with pressed metal flaps that shroud the surround from view.

The door knockers, numerals, eyeviewer and lettering have been sensitively designed to complement the features of any external door face. Manufactured from 304 stainless steel (with the exception of the eyeviewer which is brass), the products offer ultimate corrosion resistance for ultimate performance.

GUARANTEES - PEACE OF MIND GUARANTEED

Once fitted, the doorset is guaranteed for up to ten years, depending on the finish and paint selected.



**CONTEMPORARY
BAR HANDLES**

INLINE RANGE



INLINE 60
(60CM)



INLINE 120
(120CM)



INLINE 180
(180CM)



D HANDLE

OFFSET RANGE



OFFSET 60
(60CM)



OFFSET 120
(120CM)



OFFSET 180
(180CM)



BOW HANDLE

- Brushed stainless steel bar handles
- Contemporary handles that create a stunning entrance door
- Austenitic stainless steel construction
- Ultimate corrosion resistance
- All our bar handles are through fixed to a matching internal handle
- Matching escutcheon and letterplate available.

PERFECTLY FINISHED CORNERS AND PRECISION JOINTS



MATCHING ESCUTCHEON



INGOT KNOCKER



“ TRUEDOR COMPOSITE DOORS ARE FITTED WITH HIGH SECURITY MULTI-POINT LOCKING SYSTEMS AS STANDARD ”

SECURED BY DESIGN



BE TRULY
SECURE
WITH
Truedor



TRULY SECURE COMPOSITE DOORS

Our composite doors are fitted with high security multi-point locking systems as standard. These locks meet the requirements of PAS 23/24 and are tested in accordance with BS EN ISO 1303 Building Hardware – Cylinders for Locks.

ENSURE YOU'RE SECURE WITH COMPOSITE DOORS

We supply a 'split spindle' option with every door which further enhances security.

This composite door locks on the latch as soon as the door is shut and requires a key to unlock it from the outside. We can also offer other composite door furniture as an alternative if required.

TRIPLE HINGE-BOLTS

To take the security of our composite doors to an even higher level, we also supply our specially designed dog bolt system as standard. This involves two sets of triple hinge-bolts that secure the composite door to the frame, protecting you against intruders. Designed to complement our existing high security multi-point lock.

- 2 sets of triple hinge-bolts supplied as standard on all Truedor composite doors
- Designed to complement our existing high security multi-point lock
- Exclusive to Truedor

NEW ANTI SNAP, BUMP, DRILL & PICK... YOUR CHOICE!

Secured by Design approved UAP Kinetica Kitemarked high security 3 Star Cylinder, now available across the Truedor range. The cylinder is designed and tested to ensure that if it is attacked from the outside it can still be opened from inside, ensuring that the door will continue to be secure and safe to use and will function as normal for the homeowner.

SECURED BY DESIGN (SBD) IS THE UK POLICE FLAGSHIP INITIATIVE SUPPORTING THE PRINCIPLES OF DESIGNING OUT CRIME.

Crime Reduction and Responsibility

Secured by Design is a crime prevention initiative operated by the Police Services of the United Kingdom, which aims to utilise design principles and products in the build environment that reduce the risk of crime by combining minimum standards of physical security and proven principles of natural surveillance and defensible space. Independent research has shown that these principles can lead to a reduction in crime of up to 75%.

Secured by Design Licensed Products

Essential to the SBD scheme are Licensed Products which are successfully tested to meet the relevant Police Preferred Specifications.

Features and Benefits

Many Truedor doors can be upgraded to Secured by Design.

- Meets PAS24:2012 Certification
- Covered by independent third party product certification via the prestigious BSI Kitemark Scheme
- 3 Star Security as Standard, meeting Document Q
- Laminated glass
- Security glazing cassette
- GRP door skins are thicker than most competitors and have passed security cutting tests
- Letterplate security hood, door chain and eyeviewer
- Secure bolt through furniture
- Electric lock options available
- Steel reinforced PVCu frames
- Available for communal entrance doors
- Sidelight options available



2 STAR SECURITY DOOR HANDLE



The TS007 2 Star Door Handle allows fabricators to fit a lower cost 1 Star cylinder and still meet the requirements of Document Q, but at a much more competitive price. The stylish, high performance door handle is manufactured in 304 Stainless Steel, giving ultimate corrosion resistance and comes with a 25 year guarantee** on all finishes.



SPECIAL FEATURES SUMMARY

- Manufactured in 304 Stainless Steel giving ultimate corrosion resistance
- Superior quality and design for product longevity
- TS007 accredited allowing a lower cost 1 Star cylinder to be fitted and still achieve the requirement of Document Q
- Incorporates patented spring cassette which eliminates 'drooping handle' effect
- Suits with other Trojan Stainless Steel furniture for a coordinated approach
- Available in a full choice of finishes including Polished Gold (PVD), Brushed Gold (PVD), Polished Stainless, Brushed Stainless, White and Black powder coated over Stainless
- Available to support both PVC-U and composite doors
- Guarantee** 25 year anti-corrosion available on all finishes
- Guarantee** 10 year mechanical

PRODUCT MATERIAL

- 304 Stainless Steel
- Plastic parts – Nylon 66
- Door thickness 44mm – 75mm (suitable spindle lengths are available upon request)
- Cylinder aperture – standard euro cylinder

TESTING

- Cycle tested to 50,000 cycles
- Corrosion tested in excess of 1,000 hours based on BS EN 1670
- Conforms to BS1906
- 25 year anti-corrosion guarantee**
- 10 year mechanical guarantee**
- TS007 accredited



5 STAR SECURITY PERFORMANCE FROM TRUEDOR WITH THE KINETICA 3 STAR CYLINDER

£5,000 ANTI-BURGLARY GUARANTEE

PLEASE REGISTER YOUR DETAILS ONLINE. www.uapcorporate.com/register

Over 800,000 different key combinations!

Easily keyed alike to UAP+ 1 Star Cylinders and UAP 6 pin Rim Cylinders

Can be re-pinned as a keyed alike or mastersuite cylinder

Uses a standard keyway - replacement keys can be readily cut

Conforms to latest EN1303:2012 standards

ANTI SNAP
Patent applied for anti tilt mechanism - In normal anti snap cylinders once a cylinder is snapped at the outside end, the inner section is heavier and will tilt allowing the burglar a small gap to gain access to the bolt. But the Fullex anti tilt ring stops this happening.

ANTI-BUMP
Patented anti-bump timing pin system - This very clever system uses nickel plated hardened steel key pins and driver pins to interrupt the timing of the pins when bumped, and it is highly effective.

ANTI DRILL
4 x hardened steel anti-drill pins are in each side of the cylinder. Plus all moving pins are nickel plated hardened steel 50 HRC minimum.

ANTI PICK
Minimum of 3 anti-pick pins in each side of the cylinder makes it extremely difficult for a common burglar to pick the cylinder.



5 STAR SECURITY FROM TRUEDOR

Enhance the security of your Truedor by upgrading to the Truedor Secured by Design approved UAP Kinetica Kitemarked high security 3 Star Cylinder, together with the standard 2 Star high security door handle. The cylinder is designed and tested to ensure that if it is attacked from the outside it can still be opened from inside, ensuring that the door will continue to be secure and safe to use and will function as normal for the homeowner.

The 2 Star high security door handle is designed to protect the cylinder from attack and provides a visible and obvious deterrent to potential intruders.

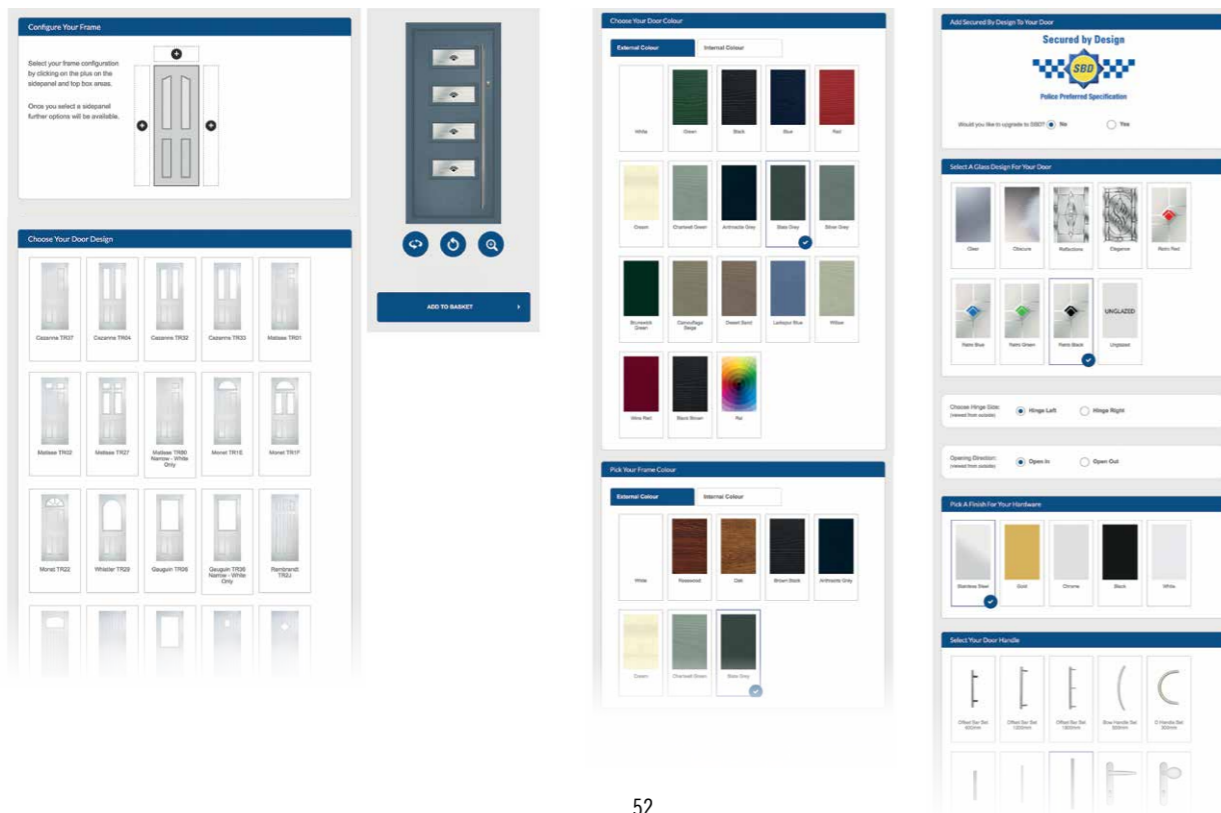
- 4 HARDENED STEEL ANTI DRILL PINS PER SIDE
- USES A STANDARD KEYWAY - REPLACEMENT KEYS CAN BE READILY CUT
- PATENTED ANTI-BUMP TIMING PIN SYSTEM
- 3 ANTI-PICK PINS PER SIDE
- COMES WITH 3 KEYS AS STANDARD
- PATENT APPLIED FOR ANTI SNAP SOLUTION
- PATENT APPLIED FOR ANTI TILT MECHANISM

DESIGN YOUR OWN TRUEDOR
AND SEE IT ON YOUR OWN HOME




visit: www.truedor.co.uk

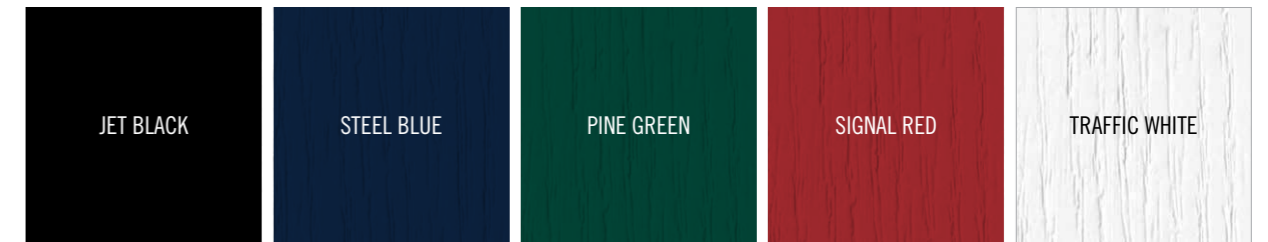
1. Design your Truedor
2. Take a picture of your own home and upload it;
3. Use our online visualiser to see how your home will look with your chosen door fitted.



WOODSTAIN FINISHES



STANDARD COLOURS



HERITAGE COLOURS



Available with matching frame colour, please see page 54 for more details. NOTE: Due to the difference of materials we cannot guarantee an exact match in colour or texture of stained or painted doors to these foiled frames.

BESPOKE COLOURS



Our composite door designs are available in a range of five standard colours and two woodstain finishes, but with our high specification paint plant, we can provide a wide range of specialist colours and a colour matching service. This state-of-the-art mixing system allows a choice of colour options from the popular RAL colour range – it's a veritable rainbow and means there is a colour for everyone.

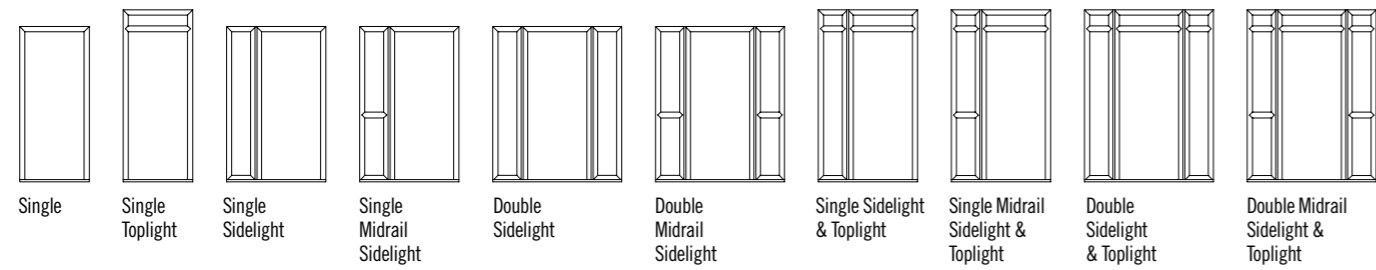
Personalising your composite exterior door from Truedor doesn't end with the style, colour and finish. There is an extensive range of high quality accessories to choose from to suit the overall look of your home. Our corrosion resistant handles, letterplates, knockers, numerals and eyevievers have been manufactured to an extremely high standard of performance.

Our mixing system allows a choice of colour options from the RAL colour range.

“MAN NEEDS COLOUR TO LIVE; IT'S
JUST AS NECESSARY AN ELEMENT
AS FIRE AND WATER”

FERNAND LÉGER

FRAME OPTIONS



FRAME DETAILS

MAXIMUM & MINIMUM SIZES WITHOUT FRAME EXTENDERS

SINGLE DOORSETS	LOW ALUMINIUM THRESHOLD		4 SIDED PVCu FRAME	
	No Sill	Standard PVCu Sill	No Sill	Standard PVCu Sill
Min Height (mm)	1924	1954	1953	1983
Max Height (mm)	2072	2102	2101	2131
STANDARD DOOR				
Min Width (mm)	836	836	836	836
Max Width (mm)	1002	1002	1002	1002
REMBRANDT DOOR				
Min Width (mm)	883	883	883	883
Max Width (mm)	1002	1002	1002	1002
NARROW DOORS (TR36 TR80)				
Min Width (mm)	774	774	774	774
Max Width (mm)	850	850	850	850

w AVAILABLE IN WHITE ONLY

FOILED FRAME STANDARD COLOURS (Internal white only. Hinged open in only)

FRAME	DOOR

WOODSTAIN COLOURS (Internal colour matched or white)

FRAME	DOOR

Due to the difference of materials we cannot guarantee an exact match in colour or texture of stained or painted doors to these foiled frames.

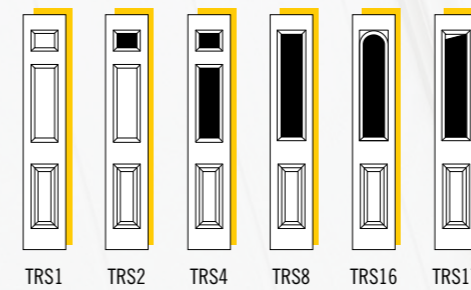
ASSUMPTIONS

1. The above is for the Spectus Elite 70 PVCu section only.
2. As we are constantly working to improve our products, these sizes may change and are given for guidance only.
3. Certain designs do differ from this so please check before ordering.

SIDE PANELS & TOPLIGHTS

For added individuality or to replace your doorset like for like, we offer fully glazed sidelights or toplights, or composite sidepanels to match the door. These are all available as single or as a pair in a variety of styles.

MATCHING SIDE PANELS (438mm including couplers)



Available as Secured by Design, see page 49 for more details.



MIDRAIL SIDELIGHT

TOPLIGHT

DOUBLE COMPOSITE SIDE PANELS



www.truedor.co.uk

IG DOORS LTD
Lon Gellideg
Oakdale Business Park
Blackwood
NP12 4AE
t: 01495 368 240
e: hello@truedor.co.uk

