







**mafdel**




Conveyor belts

kennis maakt het verschil


**ERIKS**







**presentation**




Examples	
Advantages	4
Applications	5

**conveyor belting**



<b>Our range of conveyor belts</b>	<b>6</b>
DEL/ROC ivory	8
DEL/ROC blue	10
DEL/FLEX green	12
DEL/FLEX white	14
DEL/FLEX blue	16
DEL/FLEX white with polyester reinforcement ply	18
SOUPLEX green	20
SOUPLEX white	22

**profiles**



Profiles welded at High Frequency	24
Profiles welded by hot air	24

**special belts**




Conveyor belts with profiles / Special belts (examples)	25
TOTALGRIP and EXTRAGRIP translucent surfaces	26
PRIMAFLEX black	26

**flat belting**



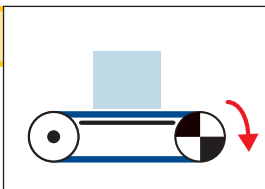
With surfaces	27
Embossed belts	27
Multiple-layer belts	27

**welding tools**



Standard tools	28
Welding process when using welding iron and clamp	29
Other welding processes	30


**technical notes**



Advice / Recommendations	31
Conveying / Simplified calculations	32



**Our conveyor and flat thermoweldable belts provide many advantages in a wide range of applications:**





### easiness of use

- Easy on-site welding without previous dismantling.
- Fast repairing with minimum down-time.
- Convenient length adjustments by lengthening or shortening.
- Easy repairing of damaged belts.



### main characteristics

- High resistance to abrasion.
- High resistance to tear, wear and cuttings.
- High resistance to oil, fat and solvents.
- Increased duration in hard working conditions compared to regular conveyor belts.



### food quality range

- Mono-material products, waterproof and rot-resistant.
- Smooth and ply-free surface for reduced bacteria development
- No fraying.
- Excellent water, oil, animal and vegetable fat resistance.
- Support of cleaning and sanitation measures.
- Easy cleaning.

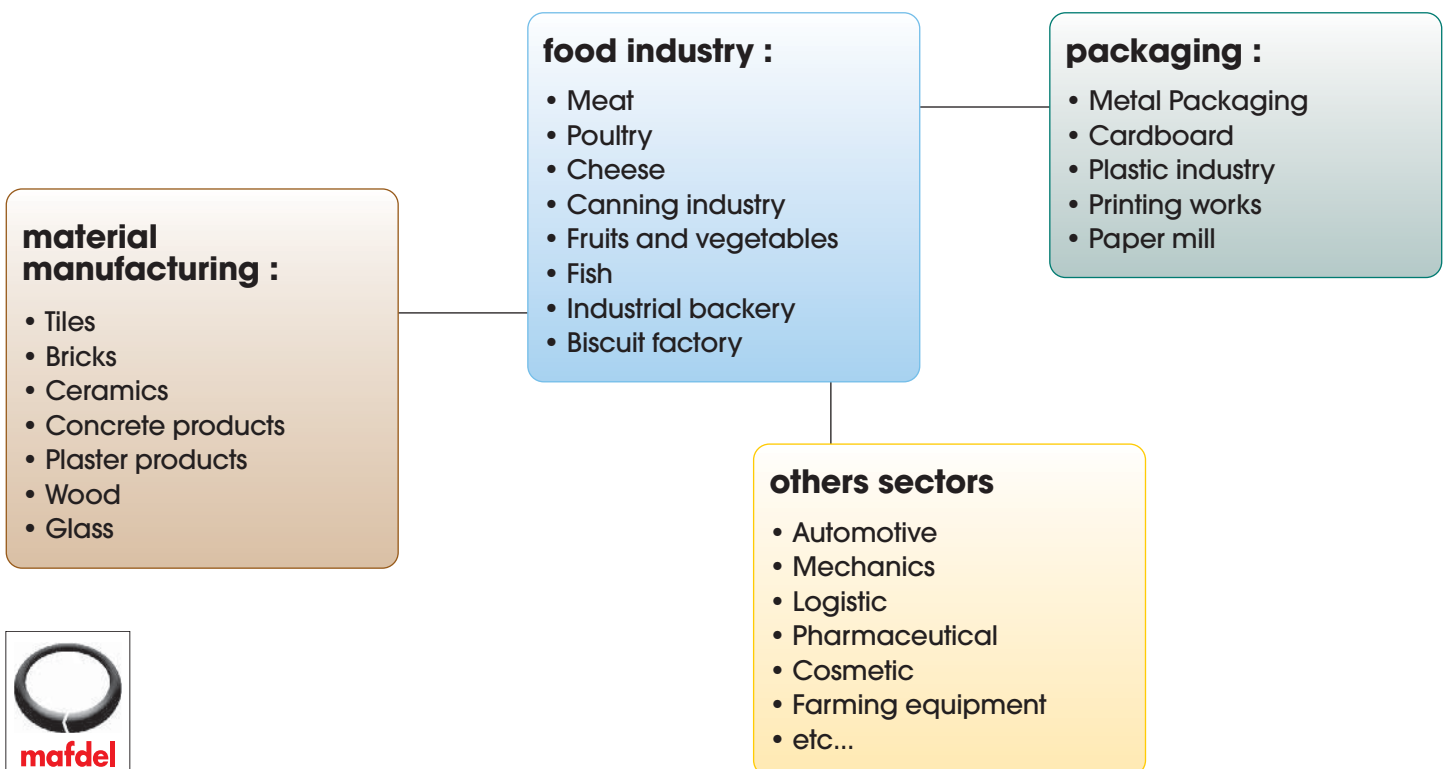



**Comparison of advantages of different conveying solutions :**

	<b>MAFDEL belts</b>	<b>Regular plied belts</b>	<b>Modular belts</b>
Easiness of installation	<b>+</b>	<b>-</b>	<b>+</b>
Chemicals and hydrocarbons resistance	<b>+</b>	<b>-</b>	<b>+</b>
Abrasion and cuttings resistance	<b>+</b>	<b>-</b>	<b>-</b>
Easiness of maintenance	<b>+</b>	<b>-</b>	<b>-</b>
Possibility of embossed surfaces	<b>+</b>	<b>+</b>	<b>-</b>
Easiness of cleaning	<b>+</b>	<b>-</b>	<b>-</b>
Low noise working	<b>+</b>	<b>+</b>	<b>-</b>
Food quality	<b>+</b>	<b>-</b>	<b>+</b>

**applications**

**Our belts are suitable to a wide range of applications in many industries, such as :**





MAFDEL company may add, modify or delete one or several products of its range without previous advising. All the information in this catalog is given as an indication and shall in no way engage MAFDEL's responsibility.



mafdel		Bottom side	Top side	Embossing on top side	Maximum width (mm)	Thickness (mm)						
						1	1.5	2	2.5	3	4	5
<b>DEL/ROC</b>	100 ShA 55 ShD	Smooth	Smooth	No	650							
<b>DEL/ROC</b>	100 ShA 55 ShD	Smooth	Smooth	No	1000							
<b>DEL/ROC</b>	100 ShA 55 ShD	Diamond-embossed	Smooth	No	1000							
<b>DEL/FLEX</b>	93 ShA	Smooth	Smooth	Yes	650							
<b>DEL/FLEX</b>	93 ShA	Smooth	Smooth	Yes	650							
<b>DEL/FLEX</b>	93 ShA	Smooth	Smooth	Yes	1000							
<b>DEL/FLEX</b>	93 ShA	Diamond-embossed	Smooth	Yes	1000							
<b>DEL/FLEX</b>	93 ShA	Reinforcement ply	Smooth	Yes	1000							
<b>SOUPLEX</b>	85 ShA	Smooth	Smooth	Yes	650							
<b>SOUPLEX</b>	85 ShA	Smooth	Smooth	Yes	650							
<b>TOTALGRIP Surface</b>	70 ShA	Smooth	Smooth	Yes	400							
<b>EXTRAGRIP Surface</b>	60 ShA	Smooth	Smooth	Yes	400							
<b>Special PRIMAFLEX</b>	90 ShA	Smooth or Brushed	Smooth	Yes	400							

### DEL/ROC, DEL/FLEX and SOUPLEX conveyor belts with guides on demand




Possible embossings on DEL/FLEX and SOUPLEX conveyor and flat belts: non-slip studded, sawtooth, SG3 or diamond. Maximum width: 380 mm.




non-slip studded (PI)



sawtooth (US)



SG3 (SG)



diamond (LO)

**DEL/ROC ivory****Characteristics**

- **Food quality.**
- Easy to clean.
- Resistance to abrasion.
- Resistance to chemicals.
- Excellent traction force.
- Good sliding on supports.

**Applications**

- Medium or heavy loads.
- Possible accumulation.
- Full-loaded start.
- Long spacings.

**Compatible welding processes**

- With welding iron and clamp.
- With hot air gun.
- With fasteners.

**Guides, profiles, holes... on demand.**



## DEL/ROC ivory

Material	<b>polyester elastomer</b>
Colour	<b>ivory</b>
Bottom side	<b>smooth</b>
Top side	<b>smooth</b>
Hardness	<b>100 ShA - 55 ShD</b>
Traction rating	
at 0.5% of tension	<b>9 daN/cm<sup>2</sup> of section</b>
at 1% of tension	<b>18 daN/cm<sup>2</sup> of section</b>
at 1.5% of tension	<b>27 daN/cm<sup>2</sup> of section</b>
Installation tension	<b>0.5 to 2% depending on conditions</b>
Extreme temperatures	<b>-30°C/+90°C</b>
Friction coefficient on	
HDPE	<b>0.15 - 0.2</b>
Steel	<b>0.35 - 0.4</b>
Stainless steel	<b>0.5</b>



Reference					
Flat belt width < 100 mm	Conveyor belt width ≥ 100 mm	Belt thickness (mm)	Maximum width (mm)	Minimum drum ø (mm)	Weight (kg / m <sup>2</sup> )
<b>DRPI1.5</b>	<b>DRBI1.5</b>	1.5	<b>650</b>	<b>30</b>	<b>1.8</b>
<b>DRPI2</b>	<b>DRBI2</b>	2	<b>650</b>	<b>40</b>	<b>2.4</b>
<b>DRPI2.5</b>	<b>DRBI2.5</b>	2.5	<b>650</b>	<b>60</b>	<b>3</b>
<b>DRPI3</b>	<b>DRBI3</b>	3	<b>650</b>	<b>80</b>	<b>3.6</b>
<b>DRPI4</b>	<b>DRBI4</b>	4	<b>650</b>	<b>160</b>	<b>4.8</b>
<b>DRPI5</b>	<b>DRBI5</b>	5	<b>650</b>	<b>200</b>	<b>6</b>

**DEL/ROC belts with guide**  
minimum drum ø(mm)




Belt thickness (mm)	DEL/ROC guide (100 ShA)					DEL/ROC cogged guide				
	8 x 5	10 x 6	13 x 8	17 x 11	22 x 14	8 x 5	10 x 6	13 x 8	17 x 11	22 x 14
2	-	180	220	-	-	-	140	180	-	-
2.5	-	190	240	280	-	-	160	190	230	-
3	-	210	260	310	400	-	180	200	270	330
4	-	240	280	360	420	-	200	220	310	350
5	-	270	310	420	480	-	230	260	370	410

Belt thickness (mm)	V/FLEX guide (PVC 60 ShA)					V/FLEX cogged guide				
	8 x 5	10 x 6	13 x 8	17 x 11	22 x 14	8 x 5	10 x 6	13 x 8	17 x 11	22 x 14
2	70	80	100	-	-	-	70	90	-	-
2.5	80	100	110	130	-	-	90	100	110	-
3	110	130	140	150	200	-	110	120	130	150
4	160	180	200	210	220	-	160	180	190	200
5	200	210	220	240	250	-	200	210	230	240



## DEL/ROC blue



Reference :  
**DR-B2EM**  
**DR-B3EM**

### Characteristics

- **Food quality.**
- Easy to clean.
- Resistance to abrasion.
- Resistance to chemicals.
- Excellent traction rating.
- Good sliding on supports.

### Applications

- Medium or heavy loads.
- Possible accumulation.
- Full-loaded start.
- Long spacings.

### Compatible welding processes

- With welding iron and clamp.
- With hot air gun.
- With fasteners.

**Guides, profiles, holes... on demand.**

### Smooth or **DIAMOND-EMBOSSED** bottom side

- Sliding improved on the belts' support in wet or fat conditions.
- Reduced traction efforts.



### DEL/ROC blue

Material	<b>polyester elastomer</b>
Colour	<b>blue</b>
Bottom side	<b>smooth or diamond-embossed</b>
Top side	<b>smooth</b>
Hardness	<b>100 ShA - 55 ShD</b>
Traction rating	
at 0.5% of tension	<b>9 daN/cm<sup>2</sup> of section</b>
at 1% of tension	<b>18 daN/cm<sup>2</sup> of section</b>
at 1.5% of tension	<b>27 daN/cm<sup>2</sup> of section</b>
Installation tension	<b>0.5 to 2% depending on conditions</b>
Extreme temperatures	<b>-30°C/+90°C</b>
Friction coefficient on	
HDPE	<b>0.15 - 0.2</b>
Steel	<b>0.35 - 0.4</b>
Stainless steel	<b>0.5</b>



Reference					
Flat belt width < 100 mm	Conveyor belt width ≥ 100 mm	Belt thickness (mm)	Maximum width (mm)	Minimum drum ø (mm)	Weight (kg / m <sup>2</sup> )
<b>DRPB2</b>	<b>DRBB2</b>	<b>2</b>	<b>1000</b>	<b>40</b>	<b>2.4</b>
<b>DRPB3</b>	<b>DRBB3</b>	<b>3</b>	<b>1000</b>	<b>80</b>	<b>3.6</b>

#### DEL/ROC belts with guide minimum drum ø(mm)



Belt thickness (mm)	DEL/ROC guide (100 ShA)					DEL/ROC cogged guide				
	8 x 5	10 x 6	13 x 8	17 x 11	22 x 14	8 x 5	10 x 6	13 x 8	17 x 11	22 x 14
2	-	180	220	-	-	-	140	180	-	-
3	-	210	260	310	400	-	180	200	270	330

Belt thickness (mm)	V/FLEX guide (PVC 60 ShA)					V/FLEX cogged guide				
	8 x 5	10 x 6	13 x 8	17 x 11	22 x 14	8 x 5	10 x 6	13 x 8	17 x 11	22 x 14
2	70	80	100	-	-	-	70	90	-	-
3	110	130	140	150	200	-	110	120	130	150



## DEL/FLEX green



### Characteristics

- **Standard quality.**
- Easy to clean.
- Resistance to abrasion.
- Resistance to cuttings.
- Resistance to tear.
- Resistance to chemicals.
- Flexible.



### Applications


- Medium loads.
- Small drum Ø.
- Abrasive conditions.
- U-shape belts.

### Compatible welding processes

- With welding iron and clamp.
- With hot air gun.
- With heating press.
- With fasteners.

**Guides, profiles, holes... on demand.**

### standard embossings




non-slip studded (PI)



sawtooth (US)



SG3 (SG)




diamond (LO)

Maximum width: 380 mm.

**DEL/FLEX green**

Material	<b>polyurethane</b>
Colour	<b>green</b>
Bottom side	<b>smooth</b>
Top side	<b>smooth</b>
Hardness	<b>93 ShA</b>
Traction rating	
at 1% of tension	<b>10 daN/cm<sup>2</sup> of section</b>
at 2% of tension	<b>15 daN/cm<sup>2</sup> of section</b>
at 3% of tension	<b>20 daN/cm<sup>2</sup> of section</b>
Installation tension	<b>2 to 4% depending on conditions</b>
Extreme temperatures	<b>-20°C/+70°C</b>
Friction coefficient on	
HDPE	<b>0.25</b>
Steel	<b>0.5</b>
Stainless steel	<b>0.6</b>



Reference					
Flat belt width < 100 mm	Conveyor belt width ≥ 100 mm	Belt thickness (mm)	Maximum width (mm)	Minimum drum ø (mm)	Weight (kg / m <sup>2</sup> )
<b>DFPG1.5</b>	<b>DFBG1.5</b>	1.5	<b>650</b>	<b>20</b>	<b>1.8</b>
<b>DFPG2</b>	<b>DFBG2</b>	2	<b>650</b>	<b>30</b>	<b>2.5</b>
<b>DFPG3</b>	<b>DFBG3</b>	3	<b>650</b>	<b>70</b>	<b>3.75</b>
<b>DFPG4</b>	<b>DFBG4</b>	4	<b>650</b>	<b>100</b>	<b>5</b>
<b>DFPG5</b>	<b>DFBG5</b>	5	<b>650</b>	<b>140</b>	<b>6.25</b>

**DEL/ROC** belts with guide  
minimum drum ø(mm)



Belt thickness (mm)	SOUPLEX guide (PU 85 ShA)					SOUPLEX cogged guide				
	8 x 5	10 x 6	13 x 8	17 x 11	22 x 14	8 x 5	10 x 6	13 x 8	17 x 11	22 x 14
2	90	100	140	-	-	-	70	80	-	-
3	110	130	180	220	280	-	85	100	140	200
4	130	170	220	260	350	-	100	120	160	220
5	160	200	250	300	400	-	140	150	180	240

Belt thickness (mm)	SUPERFLEX guide (PU 70 ShA)					SUPERFLEX cogged guide				
	8 x 5	10 x 6	13 x 8	17 x 11	22 x 14	8 x 5	10 x 6	13 x 8	17 x 11	22 x 14
2	60	65	90	135	-	-	55	65	90	-
3	80	85	100	150	-	-	70	80	110	-
4	100	100	115	165	-	-	100	100	120	-
5	140	140	140	185	-	-	140	140	150	-



**SUPERFLEX** 6 x 4 mm: consult us.

## DEL/FLEX white



### Characteristics

- **Food quality.**
- Easy to clean.
- Resistance to abrasion.
- Resistance to cuttings.
- Resistance to tear.
- Resistance to chemicals.
- Flexible.

### Applications


- Medium loads.
- Small drum Ø.
- Abrasive conditions.
- U-shape belts.

### Compatible welding processes

- With welding iron and clamp.
- With hot air gun.
- With heating press.
- With fasteners.

**Guides, profiles, holes... on demand.**


### standard embossings




non-slip studded (PI)



sawtooth (US)



SG3 (SG)



diamond (LO)

Maximum width: 380 mm.



### DEL/FLEX white

Material	<b>polyurethane</b>
Colour	<b>white</b>
Bottom side	<b>smooth</b>
Top side	<b>smooth</b>
Hardness	<b>93 ShA</b>
Traction rating	
at 1% of tension	<b>10 daN/cm<sup>2</sup> of section</b>
at 2% of tension	<b>15 daN/cm<sup>2</sup> of section</b>
at 3% of tension	<b>20 daN/cm<sup>2</sup> of section</b>
Installation tension	<b>2 to 4% depending on conditions</b>
Extreme temperatures	<b>-20°C/+70°C</b>
Friction coefficient on	
HDPE	<b>0.25</b>
Steel	<b>0.5</b>
Stainless steel	<b>0.6</b>



Reference					
Flat belt width < 100 mm	Conveyor belt width ≥ 100 mm	Belt thickness (mm)	Maximum width (mm)	Minimum drum ø (mm)	Weight (kg / m <sup>2</sup> )
<b>DFPW1.5</b>	<b>DFBW1.5</b>	<b>1.5</b>	<b>650</b>	<b>20</b>	<b>1.8</b>
<b>DFPW2</b>	<b>DFBW2</b>	<b>2</b>	<b>650</b>	<b>30</b>	<b>2.5</b>
<b>DFPW3</b>	<b>DFBW3</b>	<b>3</b>	<b>650</b>	<b>70</b>	<b>3.75</b>
<b>DFPW4</b>	<b>DFBW4</b>	<b>4</b>	<b>650</b>	<b>100</b>	<b>5</b>



**DEL/ROC belts with guide**  
minimum drum ø(mm)



Belt thickness (mm)	<b>SOUPLEX guide (PU 85 ShA)</b>					<b>SOUPLEX cogged guide</b>				
	8 x 5	10 x 6	13 x 8	17 x 11	22 x 14	8 x 5	10 x 6	13 x 8	17 x 11	22 x 14
<b>2</b>	90	100	140	-	-	-	70	80	-	-
<b>3</b>	110	130	180	220	280	-	85	100	140	200
<b>4</b>	130	170	220	260	350	-	100	120	160	220

Belt thickness (mm)	<b>SUPERFLEX guide (PU 70 ShA)</b>					<b>SUPERFLEX cogged guide</b>				
	8 x 5	10 x 6	13 x 8	17 x 11	22 x 14	8 x 5	10 x 6	13 x 8	17 x 11	22 x 14
<b>2</b>	60	65	90	135	-	-	55	65	90	-
<b>3</b>	80	85	100	150	-	-	70	80	110	-
<b>4</b>	100	100	115	165	-	-	100	100	120	-



**SUPERFLEX 6 x 4 mm: consult us.**

## DEL/FLEX blue

**Characteristics**

- **Food quality.**
- Easy to clean.
- Resistance to abrasion.
- Resistance to cuttings.
- Resistance to tear.
- Resistance to chemicals.
- Flexible.

**Applications**

- Medium loads.
- Small drum Ø.
- Abrasive conditions.
- U-shape belts.

**Compatible welding processes**

- With welding iron and clamp.
- With hot air gun.
- With heating press.
- With fasteners.

**Guides, profiles, holes... on demand.**

**Smooth or DIAMOND-EMBOSSED bottom side**

- Sliding improved on the belts' support in wet or fat conditions.
- Reduced traction efforts.

**standard embossings**


non-slip studded (PI)



sawtooth (US)



SG3 (SG)





diamond (LO)


Maximum width: 380 mm.

**DEL/FLEX blue**





Material	<b>polyurethane</b>
Colour	<b>blue</b>
Bottom side	<b>smooth or diamond-embossed</b>
Top side	<b>smooth</b>
Hardness	<b>93 ShA</b>
Traction rating	
at 1% of tension	<b>10 daN/cm<sup>2</sup> of section</b>
at 2% of tension	<b>15 daN/cm<sup>2</sup> of section</b>
at 3% of tension	<b>20 daN/cm<sup>2</sup> of section</b>
Installation tension	<b>2 to 4% depending on conditions</b>
Extreme temperatures	<b>-20°C/+70°C</b>
Friction coefficient on	
HDPE	<b>0.25</b>
Steel	<b>0.5</b>
Stainless steel	<b>0.6</b>







Reference					
Flat belt width < 100 mm	Conveyor belt width ≥ 100 mm	Belt thickness (mm)	Maximum width (mm)	Minimum drum ø (mm)	Weight (kg / m <sup>2</sup> )
<b>DFPB2</b>	<b>DFBB2</b>	 <b>2</b>	<b>1000</b>	<b>30</b>	<b>2.5</b>
<b>DFPB3</b>	<b>DFBB3</b>	 <b>3</b>	<b>1000</b>	<b>70</b>	<b>3.75</b>



**DEL/FLEX** belts with guide  
minimum drum ø(mm)

Belt thickness (mm)	 <b>SOUPLEX</b> guide (PU 85 ShA)					 <b>SOUPLEX</b> cogged guide				
	8 x 5	10 x 6	13 x 8	17 x 11	22 x 14	8 x 5	10 x 6	13 x 8	17 x 11	22 x 14
 2	90	100	140	-	-	-	70	80	-	-
 3	110	130	180	220	280	-	85	100	140	200

Belt thickness (mm)	 <b>SUPERFLEX</b> guide (PU 70 ShA)					 <b>SUPERFLEX</b> cogged guide				
	8 x 5	10 x 6	13 x 8	17 x 11	22 x 14	8 x 5	10 x 6	13 x 8	17 x 11	22 x 14
 2	60	65	90	135	-	-	55	65	90	-
 3	80	85	100	150	-	-	70	80	110	-



**SUPERFLEX** 6 x 4 mm: consult us.

## DEL/FLEX white with reinforcement ply



### Characteristics

- **Food quality.**
- Low stretch.
- Good sliding on belt's support.
- Resistance to abrasion.
- Resistance to cuttings.
- Resistance to tear.
- Excellent traction rating.
- Flexible.

### Applications

- Medium or heavy loads.
- Long spacing.
- Short tensioning system.

### Compatible welding processes

- With welding iron and clamp.
- With hot air gun.
- With heating press.
- With fasteners.

**Guides, profiles, holes... on demand.**

**Bottom side with  
REINFORCEMENT ply**

## standard embossings




non-slip studded (PI)



sawtooth (US)



SG3 (SG)



diamond (LO)


Maximum width: 380 mm.

### DEL/FLEX white with reinforcement ply

Material	<b>polyurethane</b>
Colour	<b>white</b>
Bottom side	<b>polyester sheet</b>
Top side	<b>smooth</b>
Hardness	<b>93 ShA</b>
Traction rating	
at 1% of tension	<b>7 daN/cm of width</b>
at 3% of tension	<b>17,5 daN/cm of width</b>
Installation tension	<b>1 to 2% depending on conditions</b>
Extreme temperatures	<b>-20°C/+80°C</b>
Friction coefficient on	
HDPE	<b>0.25</b>
Steel	<b>0.35</b>
Stainless steel	<b>0.35</b>



Reference		Belt thickness (mm)	Maximum width (mm)	Minimum drum ø (mm)	Weight (kg / m <sup>2</sup> )
Flat belt width < 100 mm	Conveyor belt width ≥ 100 mm				
<b>DFPW3RF</b>	<b>DFBW3RF</b>	<b>3</b>	<b>1000</b>	<b>80</b>	<b>3.6</b>



**DEL/FLEX** belts with reinforcement ply and guide  
minimum drum ø(mm)




Belt thickness (mm)	SUPERFLEX guide (PU 70 ShA)					SUPERFLEX cogged guide				
	8 x 5	10 x 6	13 x 8	17 x 11	22 x 14	8 x 5	10 x 6	13 x 8	17 x 11	22 x 14
<b>3</b>	90	100	120	160	-	-	90	100	130	-

Belt thickness (mm)	V/FLEX guide (PVC 60 ShA)					V/FLEX cogged guide				
	8 x 5	10 x 6	13 x 8	17 x 11	22 x 14	8 x 5	10 x 6	13 x 8	17 x 11	22 x 14
<b>3</b>	80	90	100	120	200	-	80	80	100	-



## SOUPLEX green



### Characteristics

- **Standard quality.**
- Easy to clean.
- Resistance to abrasion.
- Resistance to cuttings.
- Resistance to tear.
- Resistance to chemicals.
- Grip.
- Very flexible.
- Stretchy.

### Applications


- Light load.
- Short spacing.
- Small drum Ø.

### Compatible welding processes

- With welding iron and clamp.
- With heating press.
- With fasteners.

**Guides, profiles, holes... on demand.**

### standard embossings




non-slip studded (PI)



sawtooth (US)



SG3 (SG)







diamond (LO)


Maximum width: 380 mm.

**SOUPLEX green**

Material	<b>polyurethane</b>
Colour	<b>green</b>
Bottom side	<b>smooth</b>
Top side	<b>smooth</b>
Hardness	<b>85 ShA</b>
Traction rating	
at 2% of tension	<b>4 daN/cm<sup>2</sup> of section</b>
at 3% of tension	<b>6 daN/cm<sup>2</sup> of section</b>
at 4% of tension	<b>8 daN/cm<sup>2</sup> of section</b>
Installation tension	<b>3 to 5% depending on conditions</b>
Extreme temperatures	<b>-20°C/+60°C</b>
Friction coefficient on	
HDPE	<b>0.35</b>
Steel	<b>0.6</b>
Stainless steel	<b>0.7</b>













Reference					
Flat belt width < 100 mm	Conveyor belt width ≥ 100 mm	Belt thickness (mm)	Maximum width (mm)	Minimum drum ø (mm)	Weight (kg / m <sup>2</sup> )
<b>SXPG2</b>	<b>SXBG2</b>	 <b>2</b>	<b>650</b>	<b>20</b>	<b>2.5</b>
<b>SXPG3</b>	<b>SXBG3</b>	 <b>3</b>	<b>650</b>	<b>40</b>	<b>3.75</b>
<b>SXPG4</b>	<b>SXBG4</b>	 <b>4</b>	<b>650</b>	<b>60</b>	<b>5</b>



**SOUPLEX** belts with guide  
minimum drum ø(mm)



Belt thickness (mm)	 <b>SOUPLEX</b> guide (PU 85 ShA)					 <b>SOUPLEX</b> cogged guide				
	8 x 5	10 x 6	13 x 8	17 x 11	22 x 14	8 x 5	10 x 6	13 x 8	17 x 11	22 x 14
 <b>2</b>	80	90	130	-	-	-	55	65	-	-
 <b>3</b>	100	120	160	200	260	-	70	80	120	180
 <b>4</b>	120	140	190	220	280	-	85	100	140	200

Belt thickness (mm)	 <b>SUPERFLEX</b> guide (PU 70 ShA)					 <b>SUPERFLEX</b> cogged guide				
	8 x 5	10 x 6	13 x 8	17 x 11	22 x 14	8 x 5	10 x 6	13 x 8	17 x 11	22 x 14
 <b>2</b>	40	60	80	-	-	-	40	55	-	-
 <b>3</b>	60	75	90	140	-	-	50	65	85	-
 <b>4</b>	80	90	110	160	-	-	70	80	100	-



**SUPERFLEX** 6 x 4 mm: consult us.

## SOUPLEX white



### Characteristics

- **Food quality.**
- Easy to clean.
- Resistance to abrasion.
- Resistance to cuttings.
- Resistance to tear.
- Resistance to chemicals.
- Grip.
- Very flexible.
- Stretchy.

### Applications

- Light load.
- Short spacing.
- Small drum Ø.

### Compatible welding processes

- With welding iron and clamp.
- With heating press.
- With fasteners.

**Guides, profiles, holes... on demand.**


### standard embossings




non-slip studded (PI)



sawtooth (US)



SG3 (SG)



diamond (LO)

Maximum width: 380 mm.




## SOUPLEX white

Material	<b>polyurethane</b>
Colour	<b>white</b>
Bottom side	<b>smooth</b>
Top side	<b>smooth</b>
Hardness	<b>85 ShA</b>
Traction rating	
at 2% of tension	<b>4 daN/cm<sup>2</sup> of section</b>
at 3% of tension	<b>6 daN/cm<sup>2</sup> of section</b>
at 4% of tension	<b>8 daN/cm<sup>2</sup> of section</b>
Installation tension	<b>3 to 5% depending on conditions</b>
Extreme temperatures	<b>-20°C/+60°C</b>
Friction coefficient on	
HDPE	<b>0.35</b>
Steel	<b>0.6</b>
Stainless steel	<b>0.7</b>



Reference					
Flat belt width < 100 mm	Conveyor belt width ≥ 100 mm	Belt thickness (mm)	Maximum width (mm)	Minimum drum ø (mm)	Weight (kg / m <sup>2</sup> )
<b>SXPW2</b>	<b>SXBW2</b>	<b>2</b>	<b>650</b>	<b>20</b>	<b>2.5</b>
<b>SXPW3</b>	<b>SXBW3</b>	<b>3</b>	<b>650</b>	<b>40</b>	<b>3.75</b>
<b>SXPW4</b>	<b>SXBW4</b>	<b>4</b>	<b>650</b>	<b>60</b>	<b>5</b>



**SOUPLEX belts with guide**  
minimum drum ø(mm)




Belt thickness (mm)	<b>SOUPLEX guide (PU 85 ShA)</b>					<b>SOUPLEX cogged guide</b>				
	8 x 5	10 x 6	13 x 8	17 x 11	22 x 14	8 x 5	10 x 6	13 x 8	17 x 11	22 x 14
<b>2</b>	80	90	130	-	-	-	55	65	-	-
<b>3</b>	100	120	160	200	260	-	70	80	120	180
<b>4</b>	120	140	190	220	280	-	85	100	140	200

Belt thickness (mm)	<b>SUPERFLEX guide (PU 70 ShA)</b>					<b>SUPERFLEX cogged guide</b>				
	8 x 5	10 x 6	13 x 8	17 x 11	22 x 14	8 x 5	10 x 6	13 x 8	17 x 11	22 x 14
<b>2</b>	40	60	80	-	-	-	40	55	-	-
<b>3</b>	60	75	90	140	-	-	50	65	85	-
<b>4</b>	80	90	110	160	-	-	70	80	100	-



**SUPERFLEX 6 x 4 mm: consult us.**


## profiles welded at High Frequency on DEL/FLEX and SOUPLEX belts



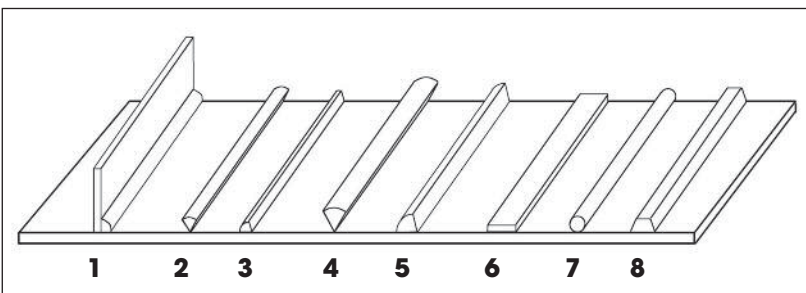
### Profiles

Quality: **DEL/FLEX, SOUPLEX.**  
 Maximum width: 800 mm.  
 Thickness: 3, 4, and 7 mm.  
 Minimum height: 10 mm.  
 Maximum height: 100 mm.  
 Minimum pitch: 70 mm.

- No glue, no added polyurethane (welding at high frequency).
- Excellent resistance to tear.
- Profile with rounded base:
  - easy to clean,
  - reduces bacteria development.



## profiles welded by hot air on DEL/ROC, DEL/FLEX and SOUPLEX belts



### Profiles


Quality: **DEL/ROC, DEL/FLEX, SOUPLEX.**  
 Maximum width: As wide as the belt.  
 Thickness: 2, 3, 4, and 5 mm.  
 Minimum height: 10 mm.  
 Maximum height: Depends on thickness.  
 Minimum pitch: height of the profile.

- 1 - Right or inclined profiles welded with welding beading.
- 2 - 4 mm-high triangle, welded on its point.
- 3 - 4 mm-high triangle, welded on its side.
- 4 - 6 mm-high triangle, welded on its point.
- 5 - 6 mm-high triangle, welded on its side.
- 6 - Flat profile.
- 7 - Round profile.
- 8 - V profile.


Other profile: consult us.



**belts with profiles**




**Profiles ...very close**




**...very high**




**...inclined**




**...specials**



**special belts**



**...with holes on demand**



**...with V guides and profiles**




**...with sidewalls**



**...U-shape**

## TOTALGRIP and EXTRAGRIP translucent surfaces

Material	<b>polyurethane</b>
Colour	<b>translucent</b>
Bottom side	<b>smooth or brushed</b>
Top side	<b>smooth or embossed</b>
Hardness	
<b>TOTALGRIP Food quality</b>	<b>70 ShA</b>
<b>EXTRAGRIP Standard</b>	<b>60 ShA</b>



Standard embossings possible on top side.

### Characteristics

- Excellent grip.
- Very flexible.
- Very stretchy.
- Good resistance to shocks.
- Good resistance to wear

### Applications

- Pulley covering.
- Sleeve.
- Scraper, protection...
- Surfaces on flat belts and V belts.
- Transport of very light loads along very short distances.

Reference TOTALGRIP		Belt thickness (mm)	Maximum width (mm)	Weight (kg / m <sup>2</sup> )
Width < 100 mm	Width ≥ 100 mm			
<b>TLPT1</b>	<b>TLBT1</b>	1	<b>400</b>	<b>1.25</b>
<b>TLPT3</b>	<b>TLBT3</b>	3	<b>400</b>	<b>3.75</b>
<b>TLPT4</b>	<b>TLBT4</b>	4	<b>400</b>	<b>5</b>

Reference EXTRAGRIP		Belt thickness (mm)	Maximum width (mm)	Weight (kg / m <sup>2</sup> )
Width < 100 mm	Width ≥ 100 mm			
<b>XLPT3</b>	<b>XLBT3</b>	3	<b>400</b>	<b>3.75</b>
<b>XLPT4</b>	<b>XLBT4</b>	4	<b>400</b>	<b>5</b>

## PRIMAFLEX black

Material	<b>polyurethane</b>
Colour	<b>black</b>
Bottom side	<b>smooth or brushed</b>
Top side	<b>smooth or embossed</b>
Hardness	<b>90 ShA</b>



Standard embossings possible on top side.

### Characteristics

- Good resistance to shocks.
- Good resistance to wear.
- Good resistance to cuttings.
- Good resistance to tear.

### Applications

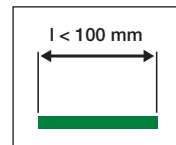
- Wheel saw covering.
- Scrapers, protection...

Reference		Belt thickness (mm)	Maximum width (mm)	Weight (kg / m <sup>2</sup> )
Width < 100 mm	Width ≥ 100 mm			
<b>PRPN3</b>	<b>PRBN3</b>	3	<b>400</b>	<b>3.75</b>
<b>PRPN4</b>	<b>PRBN4</b>	4	<b>400</b>	<b>5</b>




**flat belt**

- Small conveyor belt, width below 100 mm.
- Quality : **DEL/ROC**, **DEL/FLEX** and **SOUPLEX**.
- Non-slip studded, sawtooth, SG3 and diamond embossings possible (P7) on **DEL/FLEX** and **SOUPLEX** belts.




**flats belts with surfaces**

- Surfaces on **DEL/ROC**, **DEL/FLEX** and **SOUPLEX** (except Supergrip PVC on **DEL/FLEX** belts).
- Maximum width: 140 mm.



PVC Supergrip 35 ShA (NA)




rubber Supergrip 50 ShA (NC)



polyester felt (FP)




Aramid felt (FA)



Lycra 25 ShA (LY)




Sylomer foam 40 ShA (MS)




cellular foam 20 ShA (MC)



rubber 30 ShA (CA)



Para 45 ShA (PA)




Linatech 40 ShA (LI)

Other surfaces, consult us.


**multi-material flat belts**

- Alternated layers of polyurethane flat belts in standard thicknesses, welded one on top of the other.
- Insertion of aramid reinforcement between two polyurethane layers possible.
- Maximum width: 140 mm. • Maximum thickness: 35 mm.

Quality:	<b>DEL/FLEX</b>	<b>SOUPLEX</b>	<b>TOTALGRIP</b>	<b>EXTRAGRIP</b>
Hardness:	<b>93 ShA</b>	<b>85 ShA</b>	<b>70 ShA</b>	<b>60 ShA</b>
Colour:	green blue white	green white	translucent	translucent
Thickness:	2 - 3 - 4 - 5 mm	2 - 3 - 4 - 5 mm	1 - 3 - 4 mm	3 mm



Embossings possible on top side.



**bars**

- Quality : **DEL/ROC**, **DEL/FLEX**, **SOUPLEX**, **TOTALGRIP** and **EXTRAGRIP**.
- Maximum width: 140 mm
- Maximum thickness: 35 mm.

Flat belts up to 50 mm wide



**M51 Welding iron**

with teflon-covered blade

Thermostated 200 W



**M50**


with chromed blade



**J50 Welding clamp**

with grooves for round belts

Plastic handle on demand.



Flat and conveyor belts up to 120 mm wide



**M101 Welding iron**

with teflon-covered blade

Thermostated 300 W




**M100 Welding iron**

with chromed blade

**J100 B Welding clamp**

with grooves for 10 x 6 mm and 13 x 8 mm V guides



Conveyor belts up to 210 mm wide




**M200 Welding iron**


Thermostated 600 W

**J200 B Welding clamp**

with grooves for 13 x 8 mm and 17 x 1 mm V guides



Conveyor belts up to 310 mm wide




**M300 Welding iron**

Thermostated 800 W

**J300B Welding clamp**

with grooves for V guides up to 22 x 14 mm



Conveyor belts up to 410 mm wide




**M400 Welding iron**

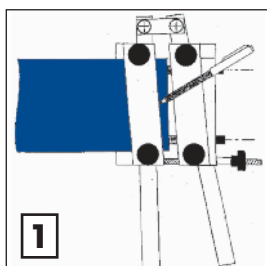
Thermostated 800 W

**J400B Welding clamp**

with grooves for V guides up to 22 x 14 mm



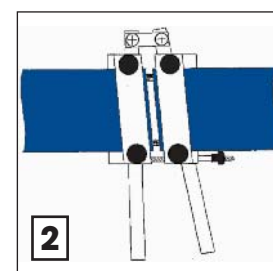
## welding process for flat and conveyor belts



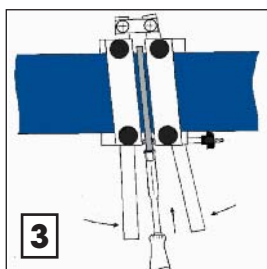
Plug the welding iron (**M50 to M400**)

As our welding iron includes a thermostate, you should plug the iron in at least 8 minutes before welding, 15mn if you use a **M200, M300 or M400**.

Draw and cut the belts ends, following the clamp angle (**J50 to J400** , depending on the belt's width).



Insert the ends of the belt into the appropriate clamp (**J50 or J60**), allowing 5 mm of each end to protrude into the inside (If the belt to weld is a **DEL/ROC**, strongly tighten the top screws of the clamp).



Slide the blade in between both ends of the belt and make sure that the blade bears on the whole surface to weld.

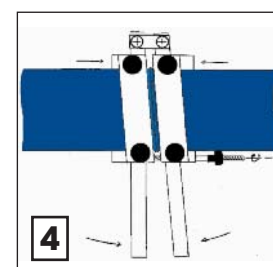
Tighten slightly and leave the ends melt.

Wait until you get a good bead of melted material on each side.

Open the clamp, quickly remove the welding iron and re-close at once, tightening accordingly to the cross section of the belt (the bigger the belt, the more tightened the clamp).

Maintain the clamp closed using the side screw and let the belt cool (which should take between 2 and 5 minutes, depending on the size of the belt).

**NB: DEL/ROC belts cool a lot faster than the other MAFDEL qualities. If you do weld a DEL/ROC belt, this step will have to be handled even faster.**



Clean the welding point.

Check the alignment of the welding point, as well as its homogeneity (no bubble of air) and solidity (by bending it).

Fit the belt on the machine.

**NB: Always use a clean and very hot welding iron. Both ends of the belt to weld should be perfectly clean as well.**

### CLEAN THE BLADE OF THE WELDING IRON IMMEDIATELY


**M51 or M101 welding iron:**  
wipe the blade with a clean 100% cotton cloth.

**Other irons:**  
remove most of the melted material with the blade of a knife (without scraping the iron), and wipe the rest out with a clean 100% cotton cloth.

**Do not use any cloth that may contain synthetic materials, which would melt in contact with the blade of the welding iron, and then contaminate the welding iron.**



## hot air welding



T400 - T600

- Butt-welding with a welding triangle in fusion inserted between the belt ends, previously cut with a 45° chamfer.

## Necessary tools:

- **1/4 moon knife** for the ends chamfer and the welding point cleaning.
- **T400 or T600 welding table** to hold the belt while being chamfered and welded.
- **TR600 Hot air gun** with **BR5 or BR7 nozzle** for the insertion of the welding triangle.



TR600



BR5 or BR7

Can also be used to repair worn belts on site or weld profiles on our belts.

## welding with heating press

Process similar to the one for regular plied conveyor belts.

- **DEL/FLEX** and **SOUPLEX**: 90° cut and overlapping of both extremities along 5 mm into the press.
- **DEL/FLEX** belts with reinforcement ply: sawtooth cut recommended.

Not compatible with **DEL/ROC** flat and conveyor belts.



## fasteners



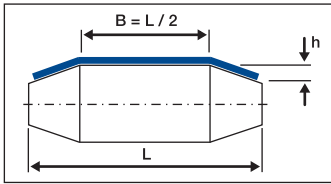
- Joining with 2 half-fasteners on a stainless steel shaft.
- Belt thickness: from 1,5 mm to 5 mm.
- No width limit.
- Insertion with hammer, no rivet.
- Compatible with all our flat or conveyor belts **DEL/ROC**, **DEL/FLEX** and **SOUPLEX**.

For belts frequently removed and installed again / Repairing.



**conveyor belts driving**

To center a conveyor belt, we recommend the use of rounded drums or drums with cone-shape ends.



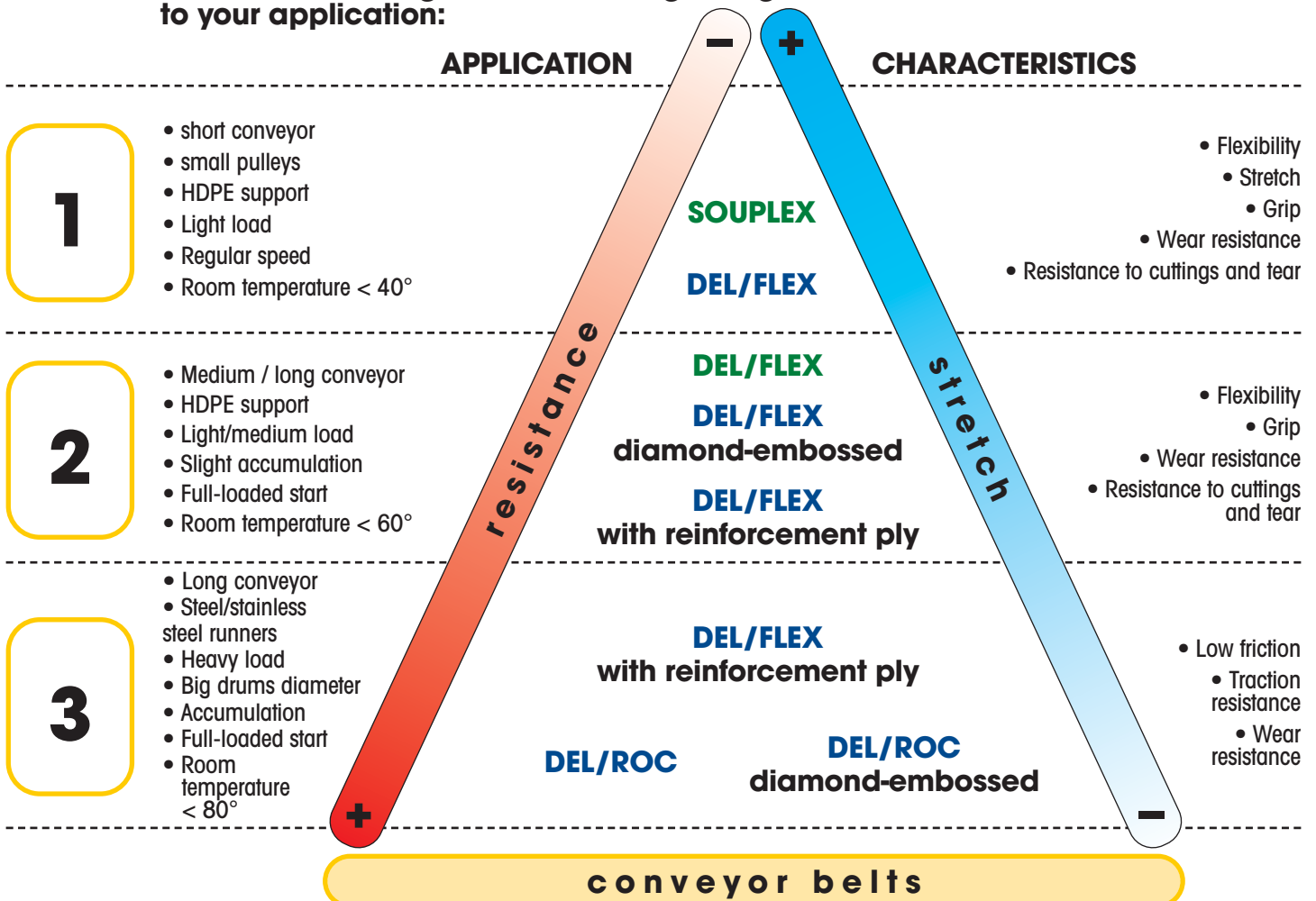
L	h
up to 200 mm	0,25 to 0,5 mm
200 mm to 500 mm	0,5 to 1 mm
500 mm to 1000 mm	1 to 1,5 mm

**choosing a conveyor belt**

To choose the right belt, you need to know the characteristics of the conveyor, the working conditions and the conveyed products:

CONVEYOR	PRODUCT TRANSPORTED	WORKING CONDITIONS
length of the conveyor	maximum transported weight	continuous or stop-and-go driving
diameter of the pulleys	nature of the product	accumulation
Type of support	spreading of the weight along the conveyor	other efforts, pressure, etc...
length of the tensioning system	temperature of the product	room temperature

Choose up, amongst the 3 following categories, which one best matches to your application:



Into the selected category, choose the quality of belt whose general characteristics, such as **resistance, hardness, friction coefficient, stretch, operating temperature...** are the closest to the ones your are looking for.

Examples :

- In case of accumulation of the products transported on the belt, choose the quality with the lowest friction coefficient.
- To convey heavy loads, choose the strongest and less stretchy quality.

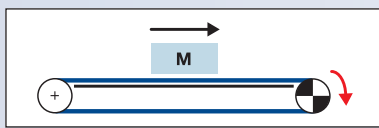


SYMBOLE	MEASURES	DESIGNATION	BELT CHARACTERISTICS (in catalog)
M	Kg	Transported load	
Mmax	Kg	Maximum load limit per belt	
F	daN	Minimum traction force for the continuous driving of the load M	
F'	daN	Minimum traction force for full-loaded starts with the load M	
Ft	daN	traction force of the chosen belt	X
t	%	Stretch corresponding to the traction force of the belt Ft	X
Cf		Friction coefficient of the belt on its runner	X
Cr		Rolling coefficient of the belt on its support (0.05 to 0.1 according to the conditions: smooth support, bearings,...)	
Cfp		Friction coefficient on the transported product on the belt	
Cs		Safety coefficient	

### type of conveyor

### simplified calculation of the needed traction force to drive a specific load

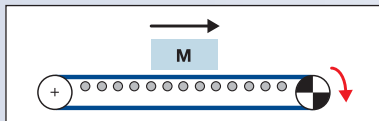
### simplified calculation of the maximum load limit per belt



CONVEYOR WITH SUPPORT PLATE

$$F = M \times Cf$$

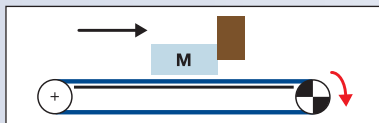
$$M_{max} = Ft / Cf$$



CONVEYOR WITH SUPPORT ROLLERS

$$F = M \times Cr$$

$$M_{max} = Ft / Cr$$



CONVEYOR WITH ACCUMULATION

In case of accumulation, take into account the friction coefficient of product to convey on the belt. Add this value to the friction coefficient of the belt on its support:

$$F = M \times (Cf + Cfp)$$

$$M_{max} = Ft / (Cf + Cfp)$$

For all type of conveyors, in case of **STOP-AND-GO DRIVING** (full-loaded starts):

The traction force **F** determined above must be multiplied by 2.

$$F' = F \times 2$$

As you calculate **Mmax**, only take into account half the traction force of the selected belt.

$$Ft/2$$

## example

Conveying in food industry of 100kg on a 300mm wide conveyor belt.

Wet conditions - belt cleaned very often.

Stainless steel plate support.

Conveyor spacing: 10 meters.

Drums diameter: 150 mm.

Stop-and-go driving.

### choice of a belt category (page 31)

Long spacing  
Medium load  
Full-Loaded start  
Stainless steel plate

CATEGORY 3

**DEL/FLEX with reinforcement ply**  
**DEL/ROC smooth**  
**DEL/ROC diamond-embossed**

### Calculation of the maximum load limit on the selected belts

	DEL/FLEX with reinforcement ply 3 mm thick	DEL/ROC 2 mm thick	DEL/ROC 3 mm thick	
Friction coef. on stainless steel	Cf	0,35	0,5	0,5
Traction force of the belt at 1% tension	Ft (daN)	7 daN / cm width 210	18 daN / cm <sup>2</sup> section 108	18 daN / cm <sup>2</sup> section 162
Maximum load limit on the belt with full-loaded start	Mmax (Kg)	<b>300</b>	108	<b>162</b>
Safety coef.	Cs = Mmax / M	<b>3</b>	1,1	<b>1,6</b>

## solutions

The drum diameters of the belts previously selected being compatible with the application, 2 solutions can be studied, with a reasonable safety coefficient:

- DEL/FLEX with reinforcement ply 300 x 3mm
- DEL/ROC 300 x 3 mm

We will finally choose a **DEL/ROC** with diamond-embossed bottom side:

- Better sliding on stainless steel plate than smooth **DEL/ROC** in wet conditions.
- Better resistance to cleaning than a **DEL/FLEX** with reinforcement ply.

## ERIKS vestigingen Aandrijftechniek

### Dordrecht

Keerweer 41  
3316 KA Dordrecht  
T (078) 652 21 21  
F (078) 652 21 29  
E info.dordrecht@eriks.nl

### Groningen

Rouaanstraat 8  
9723 CD Groningen  
T (050) 368 49 49  
F (050) 314 62 57  
E info.groningen@eriks.nl

### Leeuwarden

James Wattstraat 19  
8912 AS Leeuwarden  
T (058) 294 50 50  
F (058) 213 24 71  
E info.leeuwarden@eriks.nl

### Roermond

Albert Einsteinweg 8  
6045 GX Roermond  
T (0475) 37 22 33  
F (0475) 32 75 40  
E info.roermond@eriks.nl

### Rotterdam

Sevillaweg 75  
3047 AL Rotterdam  
T (010) 245 50 00  
F (010) 262 06 22  
E info.rotterdam@eriks.nl

### Schoonhoven

Broeikweg 25  
2871 RM Schoonhoven  
T (0182) 30 34 56  
F (0182) 38 69 20  
E info.schoonhoven@eriks.nl

## ERIKS Servicecenters

### Alkmaar

Saffierstraat 3  
1812 RM Alkmaar  
T (072) 514 17 17  
F (072) 514 16 25  
E esc.alkmaar@eriks.nl

### Almelo

Plesmanweg 12  
7602 PE Almelo  
T (0546) 87 30 70  
F (0546) 87 32 68  
E almelo@eriks.nl

### Amsterdam

Dynamostraat 46-48  
1014 BK Amsterdam-Westpoort  
T (020) 448 96 10  
F (020) 613 77 65  
E amsterdam@eriks.nl

### Arnhem

Pieter Calandweg 46  
6827 BK Arnhem  
T (026) 362 92 44  
F (026) 361 00 63  
E arnhem@eriks.nl

### Bergen op Zoom

Van Konijnenburgweg 44 b  
4612 PL Bergen op Zoom  
T (0164) 27 55 44  
F (0164) 27 55 49  
E bergenopzoom@eriks.nl

### Delfzijl

Deltaweg 30  
9936 HK Farmsum  
T (0596) 63 38 20  
F (0596) 63 38 29  
E delfzijl@eriks.nl

### Den Haag

Neckar 2  
2491 BD Den Haag  
T (070) 381 84 84  
F (070) 381 84 36  
E denhaag@eriks.nl

### Doetinchem

Havenstraat 55  
7005 AG Doetinchem  
T (0314) 34 37 20  
F (0314) 34 37 41  
E doetinchem@eriks.nl

### Ede

Galvanistraat 34  
6716 AE Ede  
T (0318) 43 96 14  
F (0318) 64 01 04  
E ede@eriks.nl

### Eerbeek

Loubergweg 19  
6961 EJ Eerbeek  
T (0313) 67 95 00  
F (0313) 65 47 68  
E eerbeek@eriks.nl

### Eindhoven

De Witbogt 22 a  
5652 AG Eindhoven  
T (040) 291 19 00  
F (040) 291 19 09  
E eindhoven@eriks.nl

### Emmen

Willem Schoutenstraat 11 b  
7825 VV Emmen  
T (0591) 66 80 00  
F (0591) 66 80 06  
E emmen@eriks.nl

### Hengelo

Hassinkweg 16  
7556 BV Hengelo  
T (074) 291 57 57  
F (074) 291 59 39  
E hengelo@eriks.nl

### Hoorn

De Factorij 35 d  
1689 AK Zwaag  
T (0229) 21 28 82  
F (0229) 21 93 74  
E hoorn@eriks.nl

### Gouda

Marconistraat 117  
2809 PG Gouda  
T (0182) 33 11 60  
F (0182) 37 82 02  
E gouda@eriks.nl

### Groningen

Rouaanstraat 8  
9723 CD Groningen  
T (050) 368 49 99  
F (050) 368 49 98  
E groningen@eriks.nl

### Leeuwarden

James Wattstraat 19  
8912 AS Leeuwarden  
T (058) 215 05 87  
F (058) 215 85 16  
E leeuwarden@eriks.nl

### Maastricht

Amerikalaan 28  
6199 AE Maastricht-Airport  
T (043) 604 91 80  
F (043) 363 87 28  
E maastricht@eriks.nl

### Rijnmond

Shannonweg 33, Haven 5079  
3197 LG Rotterdam-Botlek  
T (010) 231 34 00  
F (010) 296 96 18  
E rijnmond@eriks.nl

### Rotterdam

Cairostraat 80  
3047 BC Rotterdam  
T (010) 245 50 55  
F (010) 262 00 38  
E rotterdam@eriks.nl

### Roermond

Ada Byronweg 11  
6045 GM Roermond  
T (0475) 37 22 70  
F (0475) 37 23 05  
E roermond@eriks.nl

### Tilburg

Ellen Pankhurststraat 9  
5032 MD Tilburg  
T (013) 571 45 61  
F (013) 570 06 42  
E tilburg@eriks.nl

### Zwolle

Ampèrestraat 27  
8013 PT Zwolle  
T (038) 467 29 20  
F (038) 467 29 29  
E zwolle@eriks.nl



[www.eriks.nl](http://www.eriks.nl)

Afdichtingstechniek | Stroomingstechniek | Kunststoffen | Aandrijftechniek | Gereedschappen & Onderhoudsproducten

kennis maakt het verschil

**ERIKS**