



Welcome to the community. Each newsletter has an overarching theme or topic, and within it you will find free downloadable activities, classroom ideas, blog posts, inspiration and more all relating to that week's theme. This week we're talking about back to school.

All About Back to School

Back to school! With the start of a new school year comes lots of other new things - new students, new teachers, new peers, new classrooms, new schedules, new rules, etc. All of this "new" can easily become overwhelming. This week's newsletter offers various classroom activities designed to familiarize students with new rules, classmates, schedules, and more. Ease the back to school transition with these resources and ideas to help navigate these new situations.

Wishing you and your students a fantastic year ahead!

Free Downloadable Activities

Please enjoy these completely free pre-made Chooselt! Maker 3 activities. Simply go to Chooselt! Maker 3 online or download the free iPad app, redeem the sharecodes below, then get started playing, practicing, and learning!

Current CM3 Subscribers:

Ready To Use For All - Download these codes and use them within your account on any of your devices

Download And Personalize - Download these codes to your account, then begin personalizing them. These activities provide a structural framework for you to edit according to the context and needs of your students. Once personalized, generate a new sharecode for the activity, download and use on any of your devices, and even share with others

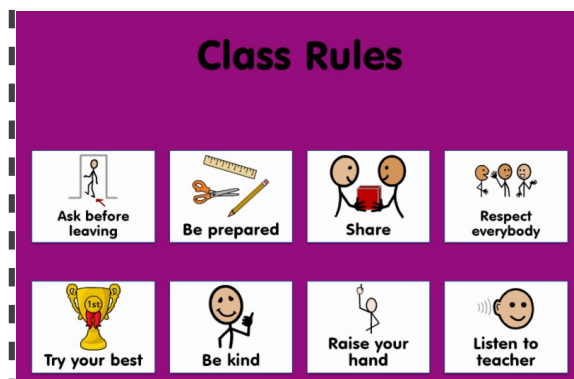
Non-CM3 Subscribers:

Ready To Use For All - Download the free Chooselt! Maker 3 iPad app. Within the app, redeem these sharecodes to download each activity to use with your students.

Download And Personalize - To take full advantage of these activities you will need a subscription. However, you can sign up for a free 2-week trial, which will give you the opportunity to download these sharecodes and personalize the activities for your students, as well as create your own activities.

Happy Chooselt! Making!

Ready To Use For All



An activity to familiarize students with classroom rules. Explore each rule on the exploreboard by clicking it to hear more information about it. This ready-to-use activity includes 8 common classroom rules: ask before leaving, be prepared, share, respect everybody, try your best, be kind, raise your hand, and listen to the teacher.

*Tip: If you want to go a step further, you can adjust the rules or their descriptions to better suit your students and classroom environment.

Sharecode: JHQGEQ

Download and Personalize



Test student knowledge about their peers. This activity can be used in conjunction with a Classroom Community Book (see *Low Tech Solutions*) or by itself. Devote a few pages to each student in the class, introducing them and asking questions about them. This example activity includes 3 students and asks each one's favorite food and what they want to be when they grow up. Include whatever you want in your classroom community book and tailor it to your students!

Sharecode: YCWNGP

[Click here to download the free iPad app](#)

[Click here to subscribe or start a free 2 week trial](#)

HelpKidzLearn Back to School Activities

The HelpKidzLearn Games and Activities website has an extensive collection of ready made, accessible learning activities. The activities can be accessed using a mouse, touch screen, interactive classroom display, single switch, two switches, and eye gaze. They address a range of skills including attending, sensory exploration, cause and effect, turn taking, language and communication, early literacy, early numeracy, errored and errorless choice making, fact finding, problem solving, timing, tracking, turn taking, 2 player cooperation, creativity, and more.

As you return to school and plan your lessons for the year ahead, consider how various HelpKidzLearn activities can supplement different content areas and skill practice.

If you have an HKL subscription, simply login to play. If you do not have an HKL subscription, you can sign up for a free user account at any time; a free user account gives you access to the 10 most popular HKL activities, two from each of the five major learning categories. (Note: Some activities are also available as apps from the app store and can be purchased individually)

[Click here to access the HelpKidzLearn Games and Activities](#)

Low-Tech Solutions

Visual Schedules

Create picture schedules for your students and have them visible throughout the day, always available for students to reference.









Create a visual schedule for the whole class, and display it on the wall or whiteboard. Or create an

individual schedule for a student, and display it by his or her desk area, cubby, iPad, wheelchair, etc.

Refer to the schedule as you complete activities, helping students follow along with the schedule

Visual schedules have various benefits for students

- establish independence
- connect abstract to real (especially prepositional concepts like "before" "after" "next", etc.)
- reduced anxiety about what is coming
- help refocus on task had hand by recognition that specific time is allocated to specific activities

Daily Schedule							
9:00 am	9:30 am	10:30 am	11:00 am	12:00 pm	1:00 pm	2:00 pm	3:00 pm
							
Circle time	Math time	Snack time	Story time	Lunch time	P.E. time	Art time	Home time

Classroom Community Book


Here at Inclusive we love the idea of community, and believe that students are better off when they feel like they're part of one. There are plenty of things you can do to make your classroom feel more like a community. One idea is to create a book about the individual members of that community - your students!

Assign students their own page with a picture of themselves and information about them. Include whatever information you want - nicknames, favorite food, favorite game, favorite tv show, fun fact, etc.,

Make the book a play on popular stories, such as "Ms. B's class, Ms. B's class, what do you see? I see looking at me". Use each page for each student in the class, being sure to also include a picture.

Let students take their own pictures for the book! See *It's So APPLICable* to see how switch users can take selfies too.

Test what students have learned about each other in a fun choice-making activity! See *Free Downloadable Activities: Download and Personalize* for an example of how to use ChooseIt! Maker 3 to create one.



It's so APPLICable



The [APPLICator](#) is an easy-to-use switch interface that lets you use switches to access your iDevice.

Connect your APPLICator to an iDevice and easily program it to convert a switch press to the Volume Up command. Did you know that the Volume Up button on your iDevice will take a picture when the camera is open? Turn your kids into photographers with just the press of a switch!

Students will love taking the photographs themselves and making their additions to a Classroom Community Book or CM3 classroom community activity. Each student can snap a selfie of themselves to use as the picture for their page!

ClassMate

Familiar with our award winning educational software? Want to use ALL of it with your kids, but the expense and selection is overwhelming? Enter the Inclusive ClassMate - either as a windows 10 [tablet](#) or windows 10 [PC](#) pre-installed with all 50 of our top software titles, giving access to 1000s of accessible, student friendly activities. All of these activities are switch and touch accessible and are progressively arranged for students to develop beginning interactions with technology all the way to independent choice-making.




Chooselt! Ready-Mades

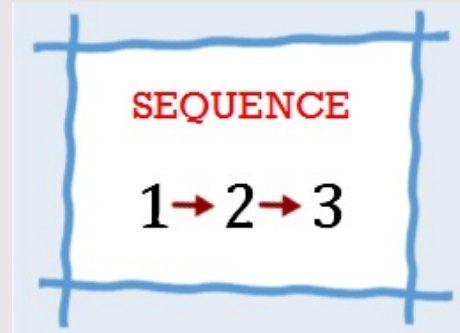
Ah summer. It's a time for fun, games, relaxing, playing, and forgetting everything you learned the past year. Summer learning loss is an all too real phenomenon. Refresh student's academic knowledge with the Chooselt! Ready-Mades: question based activities covering a variety of topics within the science, math, and literacy curriculum. 638 activities and over 14,000 pages make up the Chooselt! Ready-Mades and are included part of the ClassMate software. Make use of these curriculum based activities as students come back to school ready to learn math, literacy, and science.

Communication Corner


Ideas for using different switch communicators
in back to school activities




Communication between educators and parents is so important. Start out strong by employing an easy and consistent method of communicating. Record a message into to SmoothTalker telling parents about the student's school day, and parents can record a message back about the evening or weekend. This way it's easy for both educators and teachers to stay informed about both school and home life.




The beginning of the year means a new schedule, which can be overwhelming to some students. Program a student's schedule into the SmoothTalker, so they can follow along as the day progresses or just remind themselves of the sequence of events.



Use the SmoothTalker with both verbal and nonverbal students as a tool for learning their classmates names. Program in the names of each student in the class, then press the SmoothTalker to say a name. Students must then identify that student. Take it a step further and have students tell fun facts about each other. Get creative!



Students respond well to having a voice in their classroom environment. When students play a role in developing the rules, they're more likely to take ownership of them. While some rules are non-negotiable, others are up for debate. Let students vote on suggested rules. That could vote "yes" or "no" on specific rules, or they could vote for their preference between two similar rules.



Program in social scripts for classmates to use together. This can be great for students to not only get to know a little bit about each other, but also to practice engaging with one another. Practicing social skills and turn taking sets the tone for the year and help establish cooperative and positive relationships between classmates.



Program in the names of each student in the class. The SmoothTalker user can participate in beginning of the year getting-to-know-you activities and identifying their classmates by name.

Save With The SmoothTalker

Enjoy 10% Off

Use Code:
SMOOTHTALKER10

Different switch communicators are available to perform each of the above functions individually. The SmoothTalker is a switch communication device that has six different modes - one for each of the above functions. At only \$165, the SmoothTalker gives you significantly more device for your dollar!



[SHOP NOW](#)

Community Collaboration

When we say we're a community, we mean that. We want to hear from you! Did you do something great in your classroom (or have you heard about another teacher that did) and you want to share your ideas with others? Do you have an idea for a theme or is there something specific you want to get more ideas on? Teaching is a cooperative profession - let's learn from each other! Email your comments or ideas to info@inclusivetlc.com and start sharing!

Quote of the Week

"Coming together is a beginning. Keeping together is progress. Working together is success."

Inclusive TLC | 704-243-3622 | info@inclusivetlc.com | www.inclusivetlc.com

STAY CONNECTED

