

Wiring
Accessories
Short Form




Crabtree has been supplying the UK market with electrical installation products for more than 96 years, and as the Crabtree brand approaches its 100th anniversary it continues to innovate and grow. As a market leading brand Crabtree provides enviable breadth & depth in its wiring accessories offers and this gives specifiers & installers plenty of options for their wiring accessory needs.

Crabtree continues to maintain its investment in UK based services & utilises this highly experienced resource to manage all stages in the product life cycle. UK based R&D teams take ownership of every stage in the process from concept through to commercialisation.

Crabtree engineers design Crabtree products, it may sound obvious but not all brands invest in this level of in house expertise & control. The Crabtree process includes taking ownership & responsibility for the design of each individual component, beginning with raw material specifications, component designs, and the tooling that is made to produce those components. Crabtree engineers specify the processes for product assembly, the quality assurance checks and the final test methods. All of this takes place in ISO9001 approved facilities, with the final seal of approval being provided by Crabtrees UKAS accredited test laboratory.

An organisation (like Crabtree) accredited by UKAS can demonstrate competence, impartiality and reliability in its ability to deliver results.



1. Cannock Commercial Headquarters

Home to Sales & Marketing, Supply Chain Management, Finance & Customer Service.

2. Wythenshawe

Manufacturing location for domestic & commercial circuit protection, with R&D, UKAS test laboratory ISO9001 production facilities.

3. Hindley Green

Manufacturing location for wiring accessories & domestic circuit protection with R&D, UKAS test laboratory ISO9001 production, warehouse, distribution & logistics facilities.

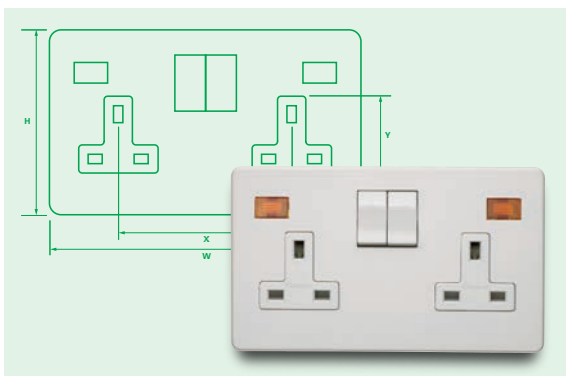
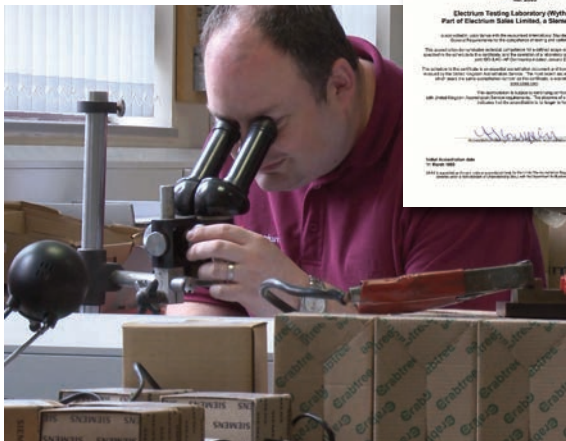


Accreditation ensures that everyone from specifiers, purchasers, installers and users can have confidence in the quality of goods and in the provision of services throughout the supply chain.

All products are designed tested and manufactured to the relevant product Standards and backed by Crabtree guarantees. Production facilities are independently audited and accredited to ISO9001, in addition Crabtree operates OHSAS 18001 Health & Safety & ISO 14001 Environmental standards. All products are subject to rigorous testing to ensure high quality, safety & reliability.

Crabtree responding to customer & market needs has innovated throughout its history, most recently with anti microbial products of a higher standard than ever before, with new ranges that help designers & installers to meet the requirements of the building regulations such as Part M, with USB charging solutions that everyone now needs for their mobile devices, Crabtree products can be installed as part of the fixed installation, removing any need for people to use risky unknown chargers. Crabtree decorative wiring accessory designs in numerous colours, finishes & plate styles that can fit with any environment.

Crabtree products are available throughout the UK a network of over 500 outlets with locations in all major towns & cities and that means that Crabtree products are always near to you, the customer.





 Crabtree

LOW PROFILE METAL PLATE

Sleek, smooth, screwless plates in a variety of colours and finishes for complimenting the installed environment



LOW PROFILE METAL PLATE

Elegant, screwless design

Matching rocker switch, no visible trim

Slim low profile metal plate

Concave rockers and labyrinth switch design

Second fix detachable plates

Choice of colour finish






Crabtree

LOW PROFILE WHITE MOULDED

Low profile white moulded wiring accessories, soft curves, slim plates, set the standard for accessories that blend into any environment



LOW PROFILE WHITE MOULDED

Sleek screwless design for clean appearance

Smooth, low profile plate (just 5mm deep)

Compatible with decorative metal plates as an alternative solution for Part M

Second fix detachable plates caters for associated trades, changes and upgrades



Crabtree LOW PROFILE SELECTION CHART

PLATINUM

Description	WHITE MOULDED				SATIN CHROME			
	Complete Assembly	Interior	Grid	Front Plate	Complete Assembly	Interior	Grid	Front Plate
PLATE SWITCHES								
10AX 1g 2 way switch	7170/WH	-	-	5501/WH	7170/SC	1170/1SC	-	7501/SC
10AX 2g 2 way switch	7172/WH	-	-	5502/WH	7172/SC	1172/1SC	-	7502/SC
10AX 3g 2 way switch	7173/WH	-	-	5503/WH	7173/SC	1173/1SC	-	7503/SC
10AX 1g Intermediate switch	7175/WH	-	-	5501/WH	7175/SC	1175/1SC	-	7501/SC
10A 1g Retractive switch	-	4489	1901	5511/WH	-	1096/1SC	-	7501/SC
10A 1g Retractive switch with Bell symbol	-	4490	1901	5511/WH	-	4490/7SC	1901	7711/SC
20AX 1g 2 way grid key switch	-	4551	1901	5511/WH	-	4551/7WH	1901	7711/SC
DIMMERS								
1g 2 way 250W Dimmer	-	-	-	-	7250/D1SC	-	1041/2	7561/SC
2g 2 way 250W Dimmer	-	-	-	-	7250/D2SC	-	1041/2	7562/SC
3g 2 way 250W Dimmer	-	-	-	-	7250/D3SC	-	1043	7563/SC
1g 2 way 400W Dimmer	7400/D1WH	-	-	5561/WH	7400/D1SC	-	1041/2	7561/SC
2g 2 way 400W Dimmer	7400/D2WH	-	-	55762/WH	7400/D2SC	-	1041/2	7562/SC
1g 2 way 5-100W LED	-	-	-	-	7100/D1SCLED	-	-	-
2g 2 way 5-100W LED	-	-	-	-	7100/D2SCLED	-	-	-
1g 1 way 400W Dimmer Remote Control	-	-	-	-	7400/RD1SC	-	-	-
1g 1 way 400W Dimmer Touch Control	-	-	-	-	7400/TD1SC	-	-	-
SOCKETS								
13A 1g DP Switch Socket White Interior	7314/WH	-	-	5504/WH	7314/SC/WH	1314/1SC/WH	-	7504/SC
13A 1g DP Switch Socket Black Interior	-	-	-	-	7314/SC	1314/1SC	-	7504/SC
13A 1g DP Switch Socket with neon White Interior	7314/3WH	-	-	5504/3WH	7314/3SC/WH	1314/13SC/WH	-	7504/3SC
13A 1g DP Switch Socket with neon Black Interior	-	-	-	-	7314/3SC	1314/13SC	-	7504/3SC
13A 2g DP Switch Socket White Interior	7316/WH	-	-	5506/WH	7316/SC/WH	1316/1SC/WH	-	7506/SC
13A 2g DP Switch Socket Black Interior	-	-	-	-	7316/SC	1316/1SC	-	7506/SC
13A 2g DP Switch Socket with neon White Interior	7316/3WH	-	-	5506/3WH	7316/3SC/WH	1316/13SC/WH	-	7506/3SC
13A 2g DP Switch Socket with neon Black Interior	-	-	-	-	7316/3SC	1316/13SC	-	7506/3SC
2A 1g Round Pin Socket White Interior	-	-	-	-	-	1075/1WH	-	7560/SC
2A 1g Round Pin Socket Black Interior	-	-	-	-	-	1075/1	-	7560/SC
5A 1g Round Pin Socket White Interior	7340/WH	-	-	7579/WH	7340/SC/WH	1340/1WH	-	7579/SC
5A 1g Round Pin Socket Black Interior	-	-	-	-	-	1340/1	-	7579/SC
15A Round Pin Switched Socket white interior	7272/WH	-	-	5515/WH	-	1272/1SC/WH	-	7515/SC
15A Round Pin Switched Socket Black interior	-	-	-	-	-	1272/1SC	-	7515/SC
FUSED CONNECTION UNITS								
13A Switched FCU White Interior	7832/WH	-	-	5508/WH	7832/SC/WH	1832/1SC/WH	-	7508/SC
13A Switched FCU Black Interior	-	-	-	-	7832/SC	1832/1SC	-	7508/SC
13A Switched FCU with neon White Interior	7832/3WH	-	-	5508/3WH	7832/3SC/WH	1832/13SC/WH	-	7508/3SC
13A Switched FCU with neon Black Interior	-	-	-	-	7832/3SC	1832/13SC	-	7508/3SC
13A Switched FCU with cord outlet White Interior	-	-	-	-	-	1837/1SC/WH	-	7533/SC
13A Switched FCU with cord outlet Black Interior	-	-	-	-	-	1837/1SC	-	7533/SC
13A Switched FCU with cord outlet & neon White Interior	-	-	-	-	-	1837/13SC/WH	-	7533/3SC
13A Switched FCU with cord outlet & neon Black Interior	-	-	-	-	-	1837/13SC	-	7533/3SC
13A Unswitched FCU white interior	-	4436	1901	5511/WH	-	4436	1901	7511/SC
13A Unswitched FCU black interior	-	4436/BK	1901	5511/WH	-	4436/BK	1901	7511/SC
13A Unswitched FCU with neon white interior	-	4436 + 4494	1901	5512/WH	-	4436 + 4494	1902	7512/SC
13A Unswitched FCU with neon black interior	-	4436/BK + 4494/BK	1901	5512/WH	-	4436/BK + 4494/BK	1902	7512/SC
CONTROL SWITCHES								
3A Key card switch White Interior	-	-	-	-	7018/SC	-	-	-
3A Key card switch Black Interior	-	-	-	-	7018/SC/BK	-	-	-
Switch Fan Isolator	7017/WH	-	-	5505/WH	7017/SC	1017/1SC	-	7505/SC
20A DP switch	7011/WH	-	-	5520/WH	7011/SC	1011/1SC	-	7520/SC
20A DP switch with neon	7011/3WH	-	-	5520/3WH	7011/3SC	1011/13SC	-	7520/3SC
32A DP switch	7012/WH	-	-	5532/WH	-	1012/1SC	-	7532/SC
32A DP switch with neon	7012/3WH	-	-	5532/3WH	-	1012/13SC	-	7532/3SC
45A DP switch 1 gang plate	7015/WH	-	-	5545/WH	7015/SC	1512/1SC	-	7545/SC
45A DP switch 1 gang plate with neon	7015/3WH	-	-	5545/3WH	7015/3SC	1512/13SC	-	7545/3SC
45A DP switch 2 gang plate	-	-	-	-	7016/3SC	-	-	-
COOKER CONTROL UNIT								
Cooker Control Unit White Interior	7521/WH	-	-	5546/WH	7521/SC/WH	1522/1SC/WH	-	7546/SC
Cooker Control Unit Black Interior	-	-	-	-	-	1522/1SC	-	7546/SC
Cooker Control Unit with neon White Interior	-	-	-	-	7521/3SC/WH	1522/13SC/WH	-	7546/3SC
Cooker Control Unit with neon Black Interior	-	-	-	-	7521/3SC	1522/13SC	-	7546/3SC
BATHROOM								
Socket Shaver WHITE	7411/WH	-	-	5510/WH	-	1410/1WH	-	7510/SC
Socket Shaver BLACK	-	-	-	-	7411/SC	1410/1	-	7510/SC
ACCESSORIES								
Socket Tv Co-Axial	7765/WH	-	-	5565/WH	7765/SC/WH	-	-	-
Bt Secondary White Interior	7783/WH	-	-	5583/WH	7783/SC/WH	-	-	-
Bt Secondary Black Interior	-	-	-	-	7783/SC	-	-	-
Bt Master White Interior	7784/WH	-	-	5583/WH	7784/SC/WH	-	-	-
Bt Master Black Interior	-	-	-	-	7784/SC	-	-	-
1g Blank Plate	-	-	1091/1	5575/WH	7775/SC	1091/1	-	7575/SC
2g Blank Plate	-	-	1092/1	5577/WH	7777/SC	1092/1	-	7577/SC
1g 2 module Communication Plate	-	-	-	-	-	1091/1	-	7507/SC
4g 4 module Communication Plate	-	-	-	-	-	1092/1	-	7509/SC
ACCESSORIES								
1 Gang Front Plate & Grid Yoke	-	-	1901	5511/WH	-	-	1901	7711/SC
2 Gang Front Plate & Grid Yoke	-	-	1902	5512/WH	-	-	1902	7712/SC
3 Gang Front Plate & Grid Yoke	-	-	1903	5513/WH	-	-	1903	7713/SC
4 Gang Front Plate & Grid Yoke	-	-	1904	8814/WH	-	-	1904	7714/SC
6 Gang Front Plate & Grid Yoke	-	-	-	-	-	-	1906	7716/SC
8 Gang Front Plate & Grid Yoke	-	-	-	-	-	-	1908	7718/SC
10AX 2 Way Grid Switch	-	4530	-	-	-	4530/7SC	-	-
10A Retractive Grid Switch	-	4489	-	-	-	4489/7SC	-	-
10A Retractive 2 Way & Off Grid Switch	-	4553	-	-	-	4553/7SC	-	-
20AX 1 Way Grid Switch	-	4450	-	-	-	4450/7SC	-	-
20AX 2 Way Grid Switch	-	4550	-	-	-	4550/7SC	-	-
20AX Intermediate Grid Switch	-	4535	-	-	-	4535/7SC	-	-
20AX DP Grid Switch	-	4460	-	-	-	4460/7SC	-	-

HIGHLY POLISHED CHROME				POLISHED BRASS				BLACK NICKEL			
Complete Assembly	Interior	Grid	Front Plate	Complete Assembly	Interior	Grid	Front Plate	Complete Assembly	Interior	Grid	Front Plate
7170/HPC	1170/1HPC	-	7501/HPC	7170/PB	1170/1PB	-	7501/PB	7170/BKN	-	-	-
7172/HPC	1172/1HPC	-	7502/HPC	7172/PB	1172/1PB	-	7502/PB	7172/BKN	-	-	-
7173/HPC	1173/1HPC	-	7503/HPC	7173/PB	1173/1PB	-	7503/PB	7173/BKN	-	-	-
7175/HPC	1175/1HPC	-	7501/HPC	7175/PB	1175/1PB	-	7501/PB	7175/BKN	-	-	-
-	1096/1HPC	-	7501/HPC	-	1096/1PB	-	7501/PB	-	4489/7BKN	1901	7711/BKN
-	4490/7HPC	1901	7711/HPC	-	4490/7PB	1901	7711/PB	-	-	-	-
-	4551/7	1901	7711/HPC	-	4551/7	1901	7711/PB	-	4551/BK	1901	7711/BKN
7250/D1HPC	-	1041/2	7561/HPC	7250/D1PB	-	1041/2	7561/PB	7250/D1BKN	-	-	-
7250/D2HPC	-	1041/2	7562/HPC	7250/D2PB	-	1041/2	7562/PB	7250/D2BKN	-	-	-
7250/D3HPC	-	1043	7563/HPC	7250/D3PB	-	1043	7563/PB	7250/D3BKN	-	-	-
7400/D1HPC	-	1041/2	7561/HPC	7400/D1PB	-	1041/2	7561/PB	7400/D1BKN	-	-	-
7400/D2HPC	-	1041/2	7562/HPC	7400/D2PB	-	1041/2	7562/PB	7400/D2BKN	-	-	-
7100/D1HPCLED	-	-	-	7100/D1PBLED	-	-	-	7100/D1BKNLED	-	-	-
7100/D2HPCLED	-	-	-	7100/D2PBLED	-	-	-	7100/D2BKNLED	-	-	-
7400/RD1HPC	-	-	-	7400/RD1PB	-	-	-	7400/RD1BKN	-	-	-
7400/TD1HPC	-	-	-	7400/TD1PB	-	-	-	7400/TD1BKN	-	-	-
7314/HPC/WH	1314/1HPC/WH	-	7504/HPC	7314/PB/WH	1314/1PB/WH	-	7504/PB	-	-	-	-
7314/HPC	1314/1HPC	-	7504/HPC	7314/PB	1314/1PB	-	7504/PB	7314/BKN	-	-	-
7314/3HPC/WH	1314/13HPC/WH	-	7504/3HPC	7314/3PB/WH	1314/13PB/WH	-	7504/3PB	-	-	-	-
7314/3HPC	1314/13HPC	-	7504/3HPC	7314/3PB	1314/13PB	-	7504/3PB	7314/3BKN	-	-	-
7316/HPC/WH	1316/1HPC/WH	-	7506/HPC	7316/PB/WH	1316/1PB/WH	-	7506/PB	-	-	-	-
7316/HPC	1316/1HPC	-	7506/HPC	7316/PB	1316/1PB	-	7506/PB	7316/BKN	-	-	-
7316/3HPC/WH	1316/13HPC/WH	-	7506/3HPC	7316/3PB/WH	1316/13PB/WH	-	7506/3PB	-	-	-	-
7316/3HPC	1316/13HPC	-	7506/3HPC	7316/3PB	1316/13PB	-	7506/3PB	7316/3BKN	-	-	-
-	1075/1WH	-	7560/HPC	-	1075/1WH	-	7560/PB	-	-	-	-
-	1075/1	-	7560/HPC	-	1075/1	-	7560/PB	-	-	-	-
7340/HPC/WH	1340/1WH	-	7579/HPC	-	1340/1WH	-	7579/PB	-	-	-	-
-	1340/1	-	7579/HPC	7340/PB	1340/1	-	7579/PB	7340/BKN	-	-	-
-	1272/1HPC/WH	-	7515/HPC	-	1272/1PB/WH	-	7515/PB	-	-	-	-
-	1272/1HPC	-	7515/HPC	-	1272/1PB	-	7515/PB	-	-	-	-
7832/HPC/WH	1832/1HPC/WH	-	7508/HPC	7832/PB/WH	1832/1PB/WH	-	7508/PB	7832/BKN/WH	-	-	-
7832/HPC	1832/1HPC	-	7508/HPC	7832/PB	1832/1PB	-	7508/PB	7832/BKN	-	-	-
7832/3HPC/WH	1832/13HPC/WH	-	7508/3HPC	7832/3PB/WH	1832/13PB/WH	-	7508/3PB	7832/3BKN/WH	-	-	-
7832/3HPC	1832/13HPC	-	7508/3HPC	7832/3PB	1832/13PB	-	7508/3PB	7832/3BKN	-	-	-
-	1837/1HPC/WH	-	7533/HPC	-	1837/1PB/WH	-	7533/PB	-	-	-	-
-	1837/1HPC	-	7533/HPC	-	1837/1PB	-	7533/PB	-	-	-	-
-	1837/13HPC/WH	-	7533/3HPC	-	1837/13PB/WH	-	7533/3PB	-	-	-	-
-	1837/13HPC	-	7533/3HPC	-	1837/13PB	-	7533/3PB	-	-	-	-
-	4436	1901	7511/HPC	-	4436	1901	7511/PB	-	4436	1901	7511/BKN
-	4436/BK	1901	7511/HPC	-	4436/BK	1901	7511/PB	-	4436/BK	1901	7511/BKN
-	4436 + 4494	1902	7512/HPC	-	4436 + 4494	1902	7512/PB	-	4436 + 4494	1902	7512/BKN
-	4436/BK + 4494/BK	1902	7512/HPC	-	4436/BK + 4494/BK	1902	7512/PB	-	4436/BK + 4494/BK	1902	7512/BKN
7018/HPC	-	-	-	7018/PB	-	-	-	7018/BKN	-	-	-
7018/HPC/BK	-	-	-	7018/PB/BK	-	-	-	7018/BKN/BK	-	-	-
7017/HPC	1017/1HPC	-	7505/HPC	7017/PB	1017/1PB	-	7505/PB	7017/BKN	-	-	-
7011/HPC	1011/1HPC	-	7520/HPC	7011/PB	1011/1PB	-	7520/PB	7011/BKN	-	-	-
7011/3HPC	1011/13HPC	-	7520/3HPC	7011/3PB	1011/13PB	-	7520/3PB	7011/3BKN	-	-	-
-	1012/1HPC	-	7532/HPC	-	1012/1PB	-	7532/PB	-	-	-	-
-	1012/13HPC	-	7532/3HPC	-	1012/13PB	-	7532/3PB	-	-	-	-
7015/HPC	1512/1HPC	-	7545/HPC	7015/PB	1512/1PB	-	7545/PB	7015/BKN	-	-	-
7015/3HPC	1512/13HPC	-	7545/3HPC	7015/3PB	1512/13PB	-	7545/3PB	7015/3BKN	-	-	-
7016/3HPC	-	-	-	7016/3PB	-	-	-	7016/3BKN	-	-	-
7521/HPC/WH	1522/1HPC/WH	-	7546/HPC	7521/PB/WH	1522/1PB/WH	-	7546/PB	-	-	-	-
-	1522/1HPC	-	7546/HPC	-	1522/1PB	-	7546/PB	7521/BKN	-	-	-
7521/3HPC/WH	1522/13HPC/WH	-	7546/3HPC	7521/3PB/WH	1522/13PB/WH	-	7546/3PB	-	-	-	-
7521/3HPC	1522/13HPC	-	7546/3HPC	7521/3PB	1522/13PB	-	7546/3PB	7521/3BKN	-	-	-
-	1410/1WH	-	7510/HPC	-	1410/1WH	-	7510/PB	-	-	-	-
7411/HPC	1410/1	-	7510/HPC	7411/PB	1410/1	-	7510/PB	7411/BKN	-	-	-
7765/HPC/WH	-	-	-	7765/PB	-	-	-	7765/BKN	-	-	-
7783/HPC/WH	-	-	-	7783/PB	-	-	-	7783/BKN	-	-	-
7783/HPC	-	-	-	7783/PB	-	-	-	7783/BKN	-	-	-
7784/HPC/WH	-	-	-	7784/PB	-	-	-	7784/BKN	-	-	-
7784/HPC	-	-	-	7784/PB	-	-	-	7784/BKN	-	-	-
7775/HPC	1091/1	-	7575/HPC	7775/PB	1091/1	-	7575/PB	7775/BKN	-	-	-
7777/HPC	1092/1	-	7577/HPC	7777/PB	1092/1	-	7577/PB	7777/BKN	-	-	-
-	1091/1	-	7507/HPC	-	1091/1	-	7507/PB	-	-	-	-
-	1092/1	-	7509/HPC	-	1092/1	-	7509/PB	-	-	-	-
-	-	1901	7711/HPC	-	-	1901	7711/PB	-	-	1901	7711/BKN
-	-	1902	7712/HPC	-	-	1902	7712/PB	-	-	1902	7712/BKN
-	-	1903	7713/HPC	-	-	1903	7713/PB	-	-	1903	7713/BKN
-	-	1904	7714/HPC	-	-	1904	7714/PB	-	-	1904	7714/BKN
-	-	1906	7716/HPC	-	-	1906	7716/PB	-	-	1906	7716/BKN
-	-	1908	7718/HPC	-	-	1908	7718/PB	-	-	1908	7718/BKN
-	4530/7HPC	-	-	-	4530/7PB	-	-	-	4530/7BKN	-	-
-	4489/7HPC	-	-	-	4489/7PB	-	-	-	4489/7BKN	-	-
-	4553/7HPC	-	-	-	4553/7PB	-	-	-	4553/7BKN	-	-
-	4450/7HPC	-	-	-	4450/7PB	-	-	-	4450/7BKN	-	-
-	4550/7HPC	-	-	-	4550/7PB	-	-	-	4550/7BKN	-	-
-	4535/7HPC	-	-	-	4535/7PB	-	-	-	4535/7BKN	-	-
-	4460/7HPC	-	-	-	4460/7PB	-	-	-	4460/7BKN	-	-



Crabtree

FLAT PLATE

A range of high quality metal finishes with no compromises between style and function, slim, stylish and packed with proven Crabtree engineering.



FLAT PLATE

Rocker switches are matched with plate finish, no need for visible trim

Slim plate depth of just 2mm allows the accessories to blend with the surrounding environment

Grid style assembly that allows finished plate to be fitted after decor and associated trades

Concave rockers and labyrinth switch design



Crabtree FLAT PLATE SELECTION CHART

Description	POLISHED BRASS			Front Plate
	Complete Assembly	Interior	Grid	
PLATE SWITCHES				
10AX 1g 2 way switch	8170/PB	1170/1PB	-	8501/PB
10AX 2g 2 way switch	8172/PB	1172/1PB	-	8502/PB
10AX 3g 2 way switch	8173/PB	1173/1PB	-	8503/PB
10A 1g Retractive switch	-	4489/7PB	1901	8711/PB
10AX 1g Intermediate Switch	-	1096/1PB	-	8501/PB
10AX 1g Retractive Switch with Bell symbol	-	4490/7PB	1901	8711/PB
20AX 1g 2 way grid key switch	-	4451/7	1901	8711/PB
DIMMERS				
1g 250W Polished Brass Dimmer	8250/D1PB	-	-	-
2g 250W Polished Brass Dimmer	8250/D2PB	-	-	-
1g 400W Polished Brass Dimmer	8400/D1PB	-	-	-
2g 400W Polished Brass Dimmer	8400/D2PB	-	-	-
SOCKETS				
13A 1g DP Switch Socket White Interior	-	1314/1PB/WH	-	8504/PB
13A 1g DP Switch Socket Black Interior	8314/PB	1314/1PB	-	8504/PB
13A 1g DP Switch Socket with neon White Interior	-	1314/13PB/WH	-	8504/3PB
13A 1g DP Switch Socket with neon Black Interior	-	1314/13PB	-	8504/3PB
13A 2g DP Switch Socket White Interior	-	1316/1PB/WH	-	8506/PB
13A 2g DP Switch Socket Black Interior	8316/PB	1316/1PB	-	8506/PB
13A 2g DP Switch Socket with neon White Interior	-	1316/13PB/WH	-	8506/3PB
13A 2g DP Switch Socket with neon Black Interior	-	1316/13PB	-	8506/3PB
2A 1g Round Pin Socket White Interior	-	1075/1WH	-	8560/PB
2A 1g Round Pin Socket Black Interior	-	1075/1	-	8560/PB
5A 1g Round Pin Socket White Interior	-	1340/1WH	-	8579/PB
5A 1g Round Pin Socket Black Interior	-	1340/1	-	8579/PB
15A 1g Round Pin switched socket White Interior	-	1272/1PB/WH	-	8515/PB
15A 1g Round Pin switched socket Black Interior	-	1272/1PB	-	8515/PB
FUSED CONNECTION UNITS				
13A Switched FCU White Interior	-	1832/1PB/WH	-	8508/PB
13A Switched FCU Black Interior	8832/PB	1832/1PB	-	8508/PB
13A Switched FCU with neon White Interior	-	1832/13PB/WH	-	8508/3PB
13A Switched FCU with neon Black Interior	8832/3PB	1832/13PB	-	8508/3PB
13A Switched FCU with cord outlet White Interior	-	1837/1PB/WH	-	8533/PB
13A Switched FCU with cord outlet Black Interior	-	1837/1PB	-	8533/PB
13A Switched FCU with cord outlet & neon White Interior	-	1837/13PB/WH	-	8533/3PB
13A Switched FCU with cord outlet & neon Black Interior	-	1837/13PB	-	8533/3PB
13A Unswitched FCU white interior	-	4436	1901	8511/PB
13A Unswitched FCU black interior	-	4436/BK	1901	8511/PB
13A Unswitched FCU with neon white interior	-	4436 + 4494	1902	8511/PB
13A Unswitched FCU with neon black interior	-	4436/BK + 4494/BK	1902	8511/PB
CONTROL SWITCHES				
6A Tp Isolator flat plate PB	-	1017/1PB	-	8505/PB
20A DP Flat plate switch PB	8011/PB	1011/1PB	-	8520/PB
20A DP Flat plate switch+neon PB	8011/3PB	1011/13PB	-	8520/3PB
32A DP Flat plate switch PB	-	1012/1PB	-	8532/PB
32A DP Flat plate switch+neon PB	-	1012/13PB	-	8532/3PB
45A DP Flat Plate switch PB	-	1512/1PB	-	8545/PB
45A DP Flat plate switch+neon PB	-	1512/13PB	-	8545/3PB
COOKER CONTROL UNITS				
45A Cooker Control Unit PB WHITE	-	1522/1PB/WH	-	8546/PB
45A Cooker Control Unit PB BLACK	-	1522/1PB	-	8546/PB
45A Cooker Control Unit+neon PB WHITE	-	1522/13PB/WH	-	8546/3PB
45A Cooker Control Unit+neon PB BLACK	-	1522/13PB	-	8546/3PB
BATHROOM				
Shaver supply unit flat plate PB WHITE	-	1410/1WH	-	8510/PB
Shaver supply unit flat plate PB BLACK	-	1410/1	-	8510/PB
ACCESSORIES				
1g Communication Plates flat plate PB	-	1091/1	-	8507/PB
2g Communication plates flat plate PB	-	1092/1	-	8509/PB
1g blank plate flat plate PB	-	1091/1	-	8585/PB
2g blank plate flat plate PB	-	1092/1	-	8577/PB
ACCESSORIES				
1 Gang Front Plate & Grid Yoke	-	-	1901	7711/PB
2 Gang Front Plate & Grid Yoke	-	-	1902	7712/PB
3 Gang Front Plate & Grid Yoke	-	-	1903	7713/PB
4 Gang Front Plate & Grid Yoke	-	-	1904	7714/PB
6 Gang Front Plate & Grid Yoke	-	-	1906	7716/PB
8 Gang Front Plate & Grid Yoke	-	-	1908	7718/PB
10AX 2 Way Grid Switch	-	4530/7PB	-	-
10A Retractive Grid Switch	-	4489/7PB	-	-
10A Retractive 2 Way & Off Grid Switch	-	4553/7PB	-	-
20AX 1 Way Grid Switch	-	4450/7PB	-	-
20AX 2 Way Grid Switch	-	4550/7PB	-	-
20AX Intermediate Grid Switch	-	4535/7PB	-	-
20AX DP Grid Switch	-	4460/7PB	-	-


POLISHED STAINLESS STEEL				STAINLESS STEEL			
Complete Assembly	Interior	Grid	Front Plate	Complete Assembly	Interior	Grid	Front Plate
8170/PSS	1170/1PSS	-	8501/PSS	8170/SS	1170/1SS	-	8501/SS
8172/PSS	1172/1PSS	-	8502/PSS	8172/SS	1172/1SS	-	8502/SS
8173/PSS	1173/1PSS	-	8503/PSS	8173/SS	1173/1SS	-	8503/SS
-	4489/7PSS	1901	8711/PSS	-	4489/7SS	1901	8711/SS
-	1096/1PSS	-	8501/PSS	-	1096/1SS	-	8501/SS
-	4490/7PB	1901	8711/PSS	-	4490/7SS	1901	8711/SS
-	4451/7	1901	8711/PSS	-	4451/7/WH	1901	8711/SS
8250/D1PSS	-	-	-	8250/D1SS	-	-	-
8250/D2PSS	-	-	-	8250/D2SS	-	-	-
8400/D1PSS	-	-	-	8400/D1SS	-	-	-
8400/D2PSS	-	-	-	8400/D2SS	-	-	-
8314/PSS	1314/1PSS/WH	-	8504/PSS	8314/SS/WH	1314/1SS/WH	-	8504/SS
-	1314/1PSS	-	8504/PSS	-	1314/1SS	-	8504/SS
-	1314/13PSS/WH	-	8504/3PSS	-	1314/13SS/WH	-	8504/3SS
-	1314/13PSS	-	8504/3PSS	-	1314/13SS	-	8504/3SS
-	1316/1PSS/WH	-	8506/PSS	8316/SS/WH	1316/1SS/WH	-	8506/SS
8316/PSS	1316/1PSS	-	8506/PSS	-	1316/1SS	-	8506/SS
-	1316/13PSS/WH	-	8506/3PSS	-	1316/13SS/WH	-	8506/3SS
-	1316/13PSS	-	8506/3PSS	-	1316/13SS	-	8506/3SS
-	1075/1WH	-	8560/PSS	-	1075/1WH	-	8560/SS
-	1075/1	-	8560/PSS	-	1075/1	-	8560/SS
-	1340/1WH	-	8579/PSS	-	1340/1WH	-	8579/SS
-	1340/1	-	8579/PSS	-	1340/1	-	8579/SS
-	1272/1PSS/WH	-	8515/PSS	-	1272/1SS/WH	-	8515/SS
-	1272/1PSS	-	8515/PSS	-	1272/1SS	-	8515/SS
-	1832/1PSS/WH	-	8508/PSS	8832/SS/WH	1832/1SS/WH	-	8508/SS
8832/PSS	1832/1PSS	-	8508/PSS	-	1832/1SS	-	8508/SS
-	1832/13PSS/WH	-	8508/3PSS	8832/3SS/WH	1832/13SS/WH	-	8508/3SS
8832/3PSS	1832/13PSS	-	8508/3PSS	-	1832/13SS	-	8508/3SS
-	1837/1PSS/WH	-	8533/PSS	-	1837/1SS/WH	-	8533/SS
-	1837/1PSS	-	8533/PSS	-	1837/1SS	-	8533/SS
-	1837/13PSS/WH	-	8533/3PSS	-	1837/13SS/WH	-	8533/3SS
-	1837/13PSS	-	8533/3PSS	-	1837/13SS	-	8533/3SS
-	4436	1901	8511/PSS	-	4436	1901	8511/SS
-	4436/BK	1901	8511/PSS	-	4436/BK	1901	8511/SS
-	4436 + 4494	1902	8511/PSS	-	4436 + 4494	1902	8511/SS
-	4436/BK + 4494/BK	1902	8511/PSS	-	4436/BK + 4494/BK	1902	8511/SS
-	1017/1PSS	-	8505/PSS	-	1017/SS	-	8505/SS
8011/PSS	1011/1PSS	-	8520/PSS	8011/SS	1011/1SS	-	8520/SS
8011/3PSS	1011/13PSS	-	8520/3PSS	8011/3SS	1011/13SS	-	8520/3SS
-	1012/1PSS	-	8532/PSS	-	1012/1SS	-	8532/SS
-	1012/13PSS	-	8532/3PSS	-	1012/13SS	-	8532/3SS
-	1512/1PSS	-	8545/PSS	-	1512/1SS	-	8545/SS
-	1512/13PSS	-	8545/3PSS	-	1512/13SS	-	8545/3SS
-	1522/1PSS/WH	-	8546/PSS	-	1522/1SS/WH	-	8546/SS
-	1522/1PSS	-	8546/PSS	-	1522/1SS	-	8546/SS
-	1522/13PSS/WH	-	8546/3PSS	-	1522/13SS/WH	-	8546/3SS
-	1522/13PSS	-	8546/3PSS	-	1522/13SS	-	8546/3SS
-	1410/1WH	-	8510/PSS	-	1410/1WH	-	8510/SS
-	1410/1	-	8507/PSS	-	1410/1	-	8507/SS
-	1091/1	-	8507/PSS	-	1091/1	-	8507/SS
-	1092/1	-	8509/PSS	-	1092/1	-	8509/SS
-	1091/1	-	8585/PSS	-	1091/1	-	8585/SS
-	1092/1	-	8577/PSS	-	1092/1	-	8577/SS
-	-	1901	7711/PSS	-	-	1901	7711/SS
-	-	1902	7712/PSS	-	-	1902	7712/SS
-	-	1903	7713/PSS	-	-	1903	7713/SS
-	-	1904	7714/PSS	-	-	1904	7714/SS
-	-	1906	7716/PSS	-	-	1906	7716/SS
-	-	1908	7718/PSS	-	-	1908	7718/SS
-	4530/7PSS	-	-	-	4530/7SS	-	-
-	4489/7PSS	-	-	-	4489/7SS	-	-
-	4553/7PSS	-	-	-	4553/7SS	-	-
-	4450/7PSS	-	-	-	4450/7SS	-	-
-	4550/7PSS	-	-	-	4550/7SS	-	-
-	4535/7PSS	-	-	-	4535/7SS	-	-
-	4460/7PSS	-	-	-	4460/7SS	-	-



 Crabtree

METAL PLATE

The sophistication of Satin Chrome and Highly Polished Chrome, the elegance of Bronze and Polished Brass, along with durable Stainless Steel and Polished Stainless Steel finishes, provide stylish options to specifiers of a comprehensive matching range of wiring accessories.



METAL PLATE


Distinctive Crabtree design,
robust metal monobloc assembly
with a discreet 8.5mm plate
depth

Shallow back projection gives
ample wiring space within switch
socket boxes

Available with matching rocker
colours or standard white or
other functional colouring eg. red
for IT

No visible rocker colour trim to
spoil the aesthetic

Wide rocker range to cater for
people of all abilities



		SATIN CHROME WHITE INSERT	SATIN CHROME BLACK INSERT	HIGHLY POLISHED CHROME WHITE INSERT
10AX PLATE SWITCH				
1 GANG 2 WAY	6170/--	6170/SC	6170/SCBK	6170/HPC
2 GANG 2 WAY	6172/--	6172/SC	6172/SCBK	6172/HPC
3 GANG 2 WAY	6173/--	6173/SC	6173/SCBK	6173/HPC
1 GANG INTERMEDIATE	6175/--	6175/SC	6175/SCBK	6175/HPC
1 GANG RETRACTIVE	6096/--	6096/SC	6096/SCBK	6096/HPC
10AX PLATE SWITCH				
1 GANG 2 WAY	5170/--	5170/SC	5170/SCBK	5170/HPC
2 GANG 2 WAY	5172/--	5172/SC	5172/SCBK	5172/HPC
3 GANG 2 WAY	5173/--	5173/SC	5173/SCBK	5173/HPC
1 GANG INTERMEDIATE	5175/--	5175/SC	5175/SCBK	5175/HPC
1 GANG RETRACTIVE	5177/--	5177/SC	5177/SCBK	5177/HPC
DIMMER SWITCHES				
1 GANG 250W 2 WAY	1250W/--	1250W/SC	1250W/SCBK	1250W/HPC
1 GANG 400W 2 WAY	1400W/--	1400W/SC	1400W/SCBK	1400W/HPC
2 GANG 250W 2 WAY	2250W/--	2250W/SC	2250W/SCBK	2250W/HPC
2 GANG 400W 2 WAY	2400W/--	2400W/SC	2400W/SCBK	2400W/HPC
13A 1 GANG SOCKET				
SWITCHED SP	4314/--	4314/SC	4314/SCBK	4314/HPC
SWITCHED DP	4314/D/--	4314/D/SC	4314/D/SCBK	4314/D/HPC
SWITCHED SP WITH NEON	4314/3--	4314/3SC	4314/3SCBK	4314/3HPC
SWITCHED DP WITH NEON	4314/3D/--	4314/3D/SC	4314/3D/SCBK	4314/3D/HPC
SWITCHED SP WITH METAL ROCKER	4314/--/6	4314/SC/6	4314/SCBK/6	4314/HPC/6
SWITCHED DP WITH METAL ROCKER	4314/D/--/6	4314/D/SC/6	4314/D/SCBK/6	4314/D/HPC/6
SWITCHED SP WITH NEON WITH METAL ROCKER	4314/3--/6	4314/3SC/6	4314/3SCBK/6	4314/3HPC/6
SWITCHED DP WITH NEON WITH METAL ROCKER	4314/3D/--/6	4314/3D/SC/6	4314/3D/SCBK/6	4314/3D/HPC/6
UNSWITCHED	8255/--	8255/SC	8255/SCBK	8255/HPC
UNSWITCHED FLOOR SOCKET	8256/--	8256/SC	8256/SCBK	8256/HPC
13A 2 GANG SOCKET				
SWITCHED SP	4316/--	4316/SC	4316/SCBK	4316/HPC
SWITCHED DP	4316/D/--	4316/D/SC	4316/D/SCBK	4316/D/HPC
SWITCHED SP WITH NEON	4316/3/--	4316/3/SC	4316/3/SCBK	4316/3/HPC
SWITCHED DP WITH NEON	4316/3D/--	4316/3D/SC	4316/3D/SCBK	4316/3D/HPC
SWITCHED SP WITH METAL ROCKER	4316/--/6	4316/SC/6	4316/SCBK/6	4316/HPC/6
SWITCHED DP WITH METAL ROCKER	4316/D/--/6	4316/D/SC/6	4316/D/SCBK/6	4316/D/HPC/6
SWITCHED SP WITH NEON WITH METAL ROCKER	4316/3--/6	4316/3/SC/6	4316/3/SCBK/6	4316/3/HPC/6
SWITCHED DP WITH NEON WITH METAL ROCKER	4316/3D/--/6	4316/3D/SC/6	4316/3D/SCBK/6	4316/3D/HPC/6
SWITCHED SP WITH RED ROCKER	4316/--/RD	4316/SC/RD	4316/SCBK/RD	4316/HPC/RD
UNSWITCHED	8257/--	8257/SC	8257/SCBK	8257/HPC
OTHER SOCKETS				
5A 3 PIN SWITCHED	2340/--	2340/SC	2340/SCBK	2340/HPC
15A 3 PIN SWITCHED	2372/--	2372/SC	2372/SCBK	2372/HPC
2A 3 PIN UNSWITCHED	8275/--	8275/SC	8275/SCBK	8275/HPC
MULTI MEDIA PLATE	4318/--	4318/SC	4318/SCBK	4318/HPC
13A FUSED CONNECTION UNITS				
UNSWITCHED	4831/--	4831/SC	4831/SCBK	4831/HPC
UNSWITCHED WITH NEON	4831/3--	4831/3SC	4831/3SCBK	4831/3HPC
SWITCHED	4832/--	4832/SC	4832/SCBK	4832/HPC
SWITCHED WITH NEON	4832/3--	4832/3SC	4832/3SCBK	4832/3HPC
UNSWITCHED WITH CORD OUTLET	4836/--	4836/SC	4836/SCBK	4836/HPC
SWITCHED WITH CORD OUTLET	4837/--	4837/SC	4837/SCBK	4837/HPC
SWITCHED WITH CORD OUTLET AND NEON	4837/3--	4837/3SC	4837/3SCBK	4837/3HPC
SWITCHED WITH METAL ROCKER	4832/--/6	4832/SC/6	4832/SCBK/6	4832/HPC/6
SWITCHED WITH NEON WITH METAL ROCKER	4832/3--/6	4832/3SC/6	4832/3SCBK/6	4832/3HPC/6
SWITCHED WITH CORD OUTLET WITH METAL ROCKER	4837/--/6	4837/SC/6	4837/SCBK/6	4837/HPC/6
SWITCHED WITH CORD OUTLET AND NEON WITH METAL ROCKER	4837/3--/6	4837/3SC/6	4837/3SCBK/6	4837/3HPC/6
CONTROL SWITCH				
3A CARD SWITCH	4018/--	4018/SC	4018/SCBK	4018/HPC
6A TP CONTROL SWITCH	6017/--	6017/SC	6017/SCBK	6017/HPC
20A DP CONTROL SWITCH	4011/--	4011/SC	4011/SCBK	4011/HPC
20A DP CONTROL SWITCH PRINTED "--"	4011/--/6	4011/--/SC	4011/--/SCBK	4011/--/HPC
20A DP CONTROL SWITCH WITH NEON	4011/3--	4011/3SC	4011/3--	4011/3HPC
20A DP CONTROL SWITCH WITH NEON "--"	4011/3--/6	4011/3--/SC	4011/3--/SCBK	4011/3--/HPC
20A DP CONTROL SWITCH WITH NEON AND CORD OUTLET	4014/3--	4014/3SC	4014/3SCBK	4014/3HPC
32A DP CONTROL SWITCH				
32A DP CONTROL SWITCH WITH NEON	4012/3--	4012/3SC	4012/3SCBK	4012/3HPC
45A DP COOKER CONTROL UNIT	4522/3--	4522/3SC	4522/3SCBK	4522/3HPC
50A DP CONTROL SWITCH	4512/--	4512/SC	4512/SCBK	4512/HPC
50A DP CONTROL SWITCH WITH NEON	4512/3--	4512/3SC	4512/3SCBK	4512/3HPC
45A CABLE OUTLET WITH TERMINALS	4506	4506	4506	4506
45A CABLE OUTLET CLAMP ONLY	4507	4507	4507	4507
SHAVER SUPPLY UNIT	2411/--	2411/SC	2411/SCBK	2411/HPC
BLANKING PLATES				
1 GANG	6575/--	6575/SC	-	6575/HPC
2 GANG	6577/--	6577/SC	-	6577/HPC
CO-AXIAL & COMMUNICATION				
TELEPHONE MASTER	8283/--	8283/SC	8283/SCBK	8283/HPC
TELEPHONE SECONDARY	8284/--	8284/SC	8284/SCBK	8284/HPC
CO-AXIAL 1 WAY DIRECT CONNECTION	8265/--	8265/SC	8265/SCBK	8265/HPC
CO-AXIAL 2 WAY DIRECT CONNECTION	8266/--	8266/SC	8266/SCBK	8266/HPC
CO-AXIAL 1 WAY ISOLATED	8267/--	8267/SC	8267/SCBK	8267/HPC
CO-AXIAL 2 WAY ISOLATED	8268/--	8268/SC	8268/SCBK	8268/HPC
COMMUNICATION PLATES				
1 GANG 1 MODULE	8091/--	8091/SC	8091/SCBK	8091/HPC
1 GANG 2 MODULE	8092/--	8092/SC	8092/SCBK	8092/HPC
2 GANG 4 MODULE	8094/--	8094/SC	8094/SCBK	8094/HPC

HIGHLY POLISHED CHROME BLACK INSERT	POLISHED BRASS WHITE INSERT	POLISHED BRASS BLACK INSERT	BRONZE WHITE INSERT	STAINLESS STEEL WHITE INSERT	POLISHED STAINLESS STEEL WHITE INTERIOR
6170/HPCBK	6170/PB	6170/PBBK	6170/BZ	6170/SS	6170/PSS
6172/HPCBK	6172/PB	6172/PBBK	6172/BZ	6172/SS	6172/PSS
6173/HPCBK	6173/PB	6173/PBBK	6173/BZ	6173/SS	6173/PSS
6175/HPCBK	6175/PB	6175/PBBK	6175/BZ	6175/SS	6175/PSS
6096/HPCBK	6096/PB	6096/PBBK	6096/BZ	6096/SS	6096/PSS
5170/HPCBK	5170/PB	5170/PBBK	5170/BZ	5170/SS	5170/PSS
5172/HPCBK	5172/PB	5172/PBBK	5172/BZ	5172/SS	5172/PSS
5173/HPCBK	5173/PB	5173/PBBK	5173/BZ	5173/SS	5173/PSS
5175/HPCBK	5175/PB	5175/PBBK	5175/BZ	5175/SS	5175/PSS
5177/HPCBK	5177/PB	5177/PBBK	5177/BZ	5177/SS	5177/PSS
1250W/HPCBK	1250W/PB	1250W/PBBK	1250W/BZ	1250W/SS	1250W/PSS
1400W/HPCBK	1400W/PB	1400W/PBBK	1400W/BZ	1400W/SS	1400W/PSS
2250W/HPCBK	2250W/PB	2250W/PBBK	2250W/BZ	2250W/SS	2250W/PSS
2400W/HPCBK	2400W/PB	2400W/PBBK	2400W/BZ	2400W/SS	2400W/PSS
4314/HPCBK	4314/PB	4314/PBBK	4314/BZ	4314/SS	4314/PSS
4314/D/HPCBK	4314/D/PB	4314/D/PBBK	4314/D/BZ	4314/D/SS	4314/D/PSS
4314/3HPCBK	4314/3PB	4314/3PBBK	4314/3BZ	4314/3SS	4314/3PSS
4314/3D/HPCBK	4314/3D/PB	4314/3D/PBBK	4314/3D/BZ	4314/3D/SS	4314/3D/PSS
4314/HPCBK/6	4314/PB/6	4314/PBBK/6	4314/BZ/6	4314/SS/6	4314/PSS/6
4314/D/HPCBK/6	4314/D/PB/6	4314/D/PBBK/6	4314/D/BZ/6	4314/D/SS/6	4314/D/PSS/6
4314/3HPCBK/6	4314/3PB/6	4314/3PBBK/6	4314/3BZ/6	4314/3SS/6	4314/3PSS/6
4314/3D/HPCBK/6	4314/3D/PB/6	4314/3D/PBBK/6	4314/3D/BZ/6	4314/3D/SS/6	4314/3D/PSS/6
8255/HPCBK	8255/PB	8255/PBBK	8255/BZ	8255/SS	8255/PSS
8256/HPCBK	8256/PB	8256/PBBK	8256/BZ	8256/SS	8256/PSS
4316/HPCBK	4316/PB	4316/PBBK	4316/BZ	4316/SS	4316/PSS
4316/D/HPCBK	4316/D/PB	4316/D/PBBK	4316/D/BZ	4316/D/SS	4316/D/PSS
4316/3/HPCBK	4316/3/PB	4316/3/PBBK	4316/3/BZ	4316/3/SS	4316/3/PSS
4316/3D/HPCBK	4316/3D/PB	4316/3D/PBBK	4316/3D/BZ	4316/3D/SS	4316/3D/PSS
4316/HPCBK/6	4316/PB/6	4316/PBBK/6	4316/BZ/6	4316/SS/6	4316/PSS/6
4316/D/HPCBK/6	4316/D/PB/6	4316/D/PBBK/6	4316/D/BZ/6	4316/D/SS/6	4316/D/PSS/6
4316/3/HPCBK/6	4316/3/PB/6	4316/3/PBBK/6	4316/3/BZ/6	4316/3/SS/6	4316/3/PSS/6
4316/3D/HPCBK/6	4316/3D/PB/6	4316/3D/PBBK/6	4316/3D/BZ/6	4316/3D/SS/6	4316/3D/PSS/6
4316/HPCBK/RD	4316/PB/RD	4316/PBBK/RD	4316/BZ/RD	4316/SS/RD	4316/PSS/RD
8257/HPCBK	8257/PB	8257/PBBK	8257/BZ	8257/SS	8257/PSS
2340/HPCBK	2340/PB	2340/PBBK	2340/BZ	2340/SS	2340/PSS
2372/HPCBK	2372/PB	2372/PBBK	2372/BZ	2372/SS	2372/PSS
8275/HPCBK	8275/PB	8275/PBBK	8275/BZ	8275/SS	8275/PSS
4318/HPCBK	4318/PB	4318/PBBK	4318/BZ	4318/SS	4318/PSS
4831/HPCBK	4831/PB	4831/PBBK	4831/BZ	4831/SS	4831/PSS
4831/3HPCBK	4831/3PB	4831/3PBBK	4831/3BZ	4831/3SS	4831/3PSS
4832/HPCBK	4832/PB	4832/PBBK	4832/BZ	4832/SS	4832/PSS
4832/3HPCBK	4832/3PB	4832/3PBBK	4832/3BZ	4832/3SS	4832/3PSS
4836/HPCBK	4836/PB	4836/PBBK	4836/BZ	4836/SS	4836/PSS
4837/HPCBK	4837/PB	4837/PBBK	4837/BZ	4837/SS	4837/PSS
4837/3HPCBK	4837/3PB	4837/3PBBK	4837/3BZ	4837/3SS	4837/3PSS
4832/HPCBK/6	4832/PB/6	4832/PBBK/6	4832/BZ/6	4832/SS/6	4832/PSS/6
4832/3HPCBK/6	4832/3PB/6	4832/3PBBK/6	4832/3BZ/6	4832/3SS/6	4832/3PSS/6
4837/HPCBK/6	4837/PB/6	4837/PBBK/6	4837/BZ/6	4837/SS/6	4837/PSS/6
4837/3HPCBK/6	4837/3PB/6	4837/3PBBK/6	4837/3BZ/6	4837/3SS/6	4837/3PSS/6
4018/HPCBK	4018/PB	4018/PBBK	4018/BZ	4018/SS	4018/PSS
6017/HPCBK	6017/PB	6017/PBBK	6017/BZ	6017/SS	6017/PSS
4011/HPCBK	4011/PB	4011/PBBK	4011/BZ	4011/SS	4011/PSS
4011/--/HPCBK	4011/--/PB	4011/--/PBBK	4011/--/BZ	4011/--/SS	4011/--/PSS
4011/3HPCBK	4011/3PB	4011/3PBBK	4011/3BZ	4011/3SS	4011/3PSS
4011/3--/HPCBK	4011/3--/PB	4011/3--/PBBK	4011/3--/BZ	4011/3--/SS	4011/3--/PSS
4014/3HPCBK	4014/3PB	4014/3PBBK	4014/3BZ	4014/3SS	4014/3PSS
4012/3HPCBK	4012/3PB	4012/3PBBK	4012/3BZ	4012/3SS	4012/3PSS
4522/3HPCBK	4522/3PB	4522/3PBBK	4522/3BZ	4522/3SS	4522/3PSS
4512/HPCBK	4512/PB	4512/PBBK	4512/BZ	4512/SS	4512/PSS
4512/3HPCBK	4512/3PB	4512/3PBBK	4512/3BZ	4512/3SS	4512/3PSS
4506	4506	4506	4506	4506	4506
4507	4507	4507	4507	4507	4507
2411/HPCBK	2411/PB	2411/PBBK	2411/BZ	2411/SS	2411/PSS
-	6575/PB	-	6575/BZ	6575/SS	6575/PSS
-	6577/PB	-	6577/BZ	6577/SS	6577/PSS
8283/HPCBK	8283/PB	8283/PBBK	8283/BZ	8283/SS	8283/PSS
8284/HPCBK	8284/PB	8284/PBBK	8284/BZ	8284/SS	8284/PSS
8265/HPCBK	8265/PB	8265/PBBK	8265/BZ	8265/SS	8265/PSS
8266/HPCBK	8266/PB	8266/PBBK	8266/BZ	8266/SS	8266/PSS
8267/HPCBK	8267/PB	8267/PBBK	8267/BZ	8267/SS	8267/PSS
8268/HPCBK	8268/PB	8268/PBBK	8268/BZ	8268/SS	8268/PSS
8091/HPCBK	8091/PB	8091/PBBK	8091/BZ	8091/SS	8091/PSS
8092/HPCBK	8092/PB	8092/PBBK	8092/BZ	8092/SS	8092/PSS
8094/HPCBK	8094/PB	8094/PBBK	8094/BZ	8094/SS	8094/PSS



Crabtree

MODULAR GRID SYSTEM

Crabtree grid provides the design versatility of a modular switch range whilst incorporating consistent styling and safety features which benefit the user and installer alike.



Authorised by London Underground for use in Rail and Transport applications.

MODULAR GRID SYSTEM

Flexible modular switch and control system suited to lighting and power control up to 20AX

Wide choice of switching options and plate finishes along side matching, complementary or Part M style switch colour

Available for surface or flush fitting, equally at home in industrial and commercial application



Crabtree MODULAR GRID SYSTEM

	1 Gang	1 Gang Printed Water Heater	2 Gang	2 Gang Printed Water Heater	3 Gang	4 Gang
SURFACE MOUNT PLATES						
BIRCH GREY	6581/BG	6581/1BG	6582/BG	6582/1BG	6583/BG	6584/BG
WHITE	6581/WH	6581/1WH	6582/WH	6582/1WH	6583/WH	6584/WH
FLUSH MOUNT PLATES						
SATIN CHROME	6571/SC	6571/1SC	6572/SC	6572/1SC	6573/SC	6574/SC
HIGHLY POLISHED CHROME	6571/HPC	6571/1HPC	6572/HPC	6572/1HPC	6573/HPC	6574/HPC
POLISHED BRASS	6571/PB	6571/1PB	6572/PB	6572/1PB	6573/PB	6574/PB
BRONZE	6571/BZ	6571/1BZ	6572/BZ	6572/1BZ	6573/BZ	6574/BZ
STAINLESS STEEL	6571/SS	6571/1SS	6572/SS	6572/1SS	6573/SS	6574/SS
POLISHED STAINLESS STEEL	6571/PSS	6571/1PSS	6572/PSS	6572/1PSS	6573/PSS	6574/PSS
WHITE MOULDED	5571	-	5572	-	5573	5574
WHITE METAL	-	-	-	-	-	6574/WH
GRID YOKES						
	6901	6901	6902	6902	6903	6904
BOXES						
FLUSH WITH KNOCK-OUTS	9201/BG	9201/BG	9201/BG	9201/BG	9203/BG	9203/BG
FLUSH WITHOUT KNOCK-OUTS						
SURFACE	5B615	5B615	5B625	5B625	-	-

20AX						
	1 WAY	2 WAY	2 WAY & OFF	INTERMEDIATE	DP	DP "ON"
SWITCHES						
WHITE MOULDED	4450	4550	4552	4535	4460	4469
GREY MOULDED	4450/GRY	4550/GRY	-	4535/GRY	4460/GRY	-
BLACK MOULDED	4450/BK	4550/BK	-	4535/BK	4460/BK	-
RED MOULDED	4450/RD	4550/RD	-	4535/RD	4460/RD	-
SATIN CHROME	4450/6SC/WH	4550/6SC/WH	4552/6SC/WH	4535/6SC/WH	4460/6SC/WH	-
HIGHLY POLISHED CHROME	4450/6HPC	4550/6HPC	4552/6HPC	4535/6HPC	4460/6HPC	-
POLISHED BRASS	4450/6PB	4550/6PB	4552/6PB	4535/6PB	4460/6PB	-
BRONZE	4450/6BZ	4550/6BZ	4552/6BZ	4535/6BZ	4460/6BZ	-
STAINLESS STEEL	4450/6SS/WH	4550/6SS/WH	4552/6SS/WH	4535/6SS/WH	4460/6SS/WH	-
POLISHED STAINLESS STEEL	4450/6PSS	4550/6PSS	4552/6PSS	4535/6PSS	4460/6PSS	-

	10AX		10A			
	1 WAY	2 WAY	RETRACTIVE			
			WITH BELL SYMBOL	PRESS	2 WAY & OFF	
SWITCHES						
WHITE MOULDED	4430	4530	4489	4490	4489/P	4553
GREY MOULDED	4430/GRY	4530/GRY	4489/GRY	-	-	-
BLACK MOULDED	4430/BK	4530/BK	-	4490/BK	-	-
RED MOULDED	4430/RD	4530/RD	-	4490/RD	-	-
SATIN CHROME	4430/6SC/WH	4530/6SC/WH	4489/6SC/WH	-	-	4553/6SC/WH
HIGHLY POLISHED CHROME	4430/6HPC	4530/6HPC	4489/6HPC	-	-	4553/6HPC
POLISHED BRASS	4430/6PB	4530/6PB	4489/6PB	-	-	4553/6PB
BRONZE	4430/6BZ	4530/6BZ	4489/6BZ	-	-	4553/6BZ
STAINLESS STEEL	4430/6SS/WH	4530/6SS/WH	4489/6SS/WH	-	-	4553/6SS/WH
POLISHED STAINLESS STEEL	4430/6PSS	4530/6PSS	4489/6PSS	-	-	4553/6PSS

	CORD OUTLET	13A FCU	RED	GREEN	AMBER	BLANK	SPARE KEY
ACCESSORIES							
WHITE MOULDED	4435	4436	4491	4493	4494	4492	6940
BLACK MOULDED	-	4436/BK	-	-	-	-	-

6 Gang	8 Gang	9 Gang	12 Gang	18 Gang	24 Gang	1 Gang Architrave	2 Gang Architrave
6586/BG	6588/BG	6589/BG	6580/BG	6580/18BG	6580/24BG	-	-
6586/WH	6588/WH	6589/WH	6580/WH	6580/18WH	6580/24WH	-	-
6576/SC	6578/SC	6579/SC	6570/SC	6570/18SC	6570/24SC	6591/SC	6592/SC
6576/HPC	6578/HPC	6579/HPC	6570/HPC	6570/18HPC	6570/24HPC	6591/HPC	6592/HPC
6576/PB	6578/PB	6579/PB	6570/PB	6570/18PB	6570/24PB	6591/PB	6592/PB
6576/BZ	6578/BZ	6579/BZ	6570/BZ	6570/18BZ	6570/24BZ	6591/BZ	6592/BZ
6576/SS	6578/SS	6579/SS	6570/SS	6570/18SS	6570/24SS	6591/SS	6592/SS
6576/PSS	6578/PSS	6579/PSS	6570/PSS	6570/18PSS	6570/24PSS	6591/PSS	6592/PSS
5576	-	-	-	-	-	-	-
6576/WH	6578/WH	6579/WH	6570/WH	6570/18WH	6570/24WH	6591/WH	6592/WH
6903 * 2	6904 * 2	6903 * 3	6904 * 3	6906 * 3	6506 * 4	-	-
9206/BG	9206/BG	9209/BG	9209/BG	9209/18BG	9209/24BG	-	-
-	-	-	-	-	-	9341/GV	9342/GV

DP PRINTED	KEY SWITCH				KEY SWITCH "ELT"		
	1 WAY	2 WAY	INTERMEDIATE	DP	1 WAY	2 WAY	DP
-	4451	4551	4535/KEY	4461	4451/ELT	4551/ELT	4461/ELT
-	-	-	-	-	-	-	-
-	-	-	-	-	-	-	-
-	-	-	-	-	-	-	-
-	-	-	-	-	-	-	-
-	-	-	-	-	-	-	-
-	-	-	-	-	-	-	-
-	-	-	-	-	-	-	-
-	-	-	-	-	-	-	-



Crabtree

BUILDING REGULATIONS

Crabtree wiring accessories for medical and similar applications. A wide choice of colour coded power accessories and switches for controlled and assisted equipment uses



BUILDING REGULATIONS

A wide range of grey accessories aimed at the Part M desired applications with visually contrasting white rockers as an off the shelf solution

Blue medical equipment sockets for NHS prescribed applications

Red rockers for UPS or bed head units within hospitals

Green rockers for general usage (non clean earth)



Crabtree MOULDED WIRING ACCESSORIES

PLATE COLOUR	WHITE	GREY	RED	WHITE	WHITE	BLUE	
ROCKER COLOUR	WHITE	WHITE	RED	RED	GREEN	WHITE	BLACK
10AX PLATE SWITCH							
1 GANG 1 WAY	4070	-	-	-	-	-	-
1 GANG 2 WAY	4170	4170/GRY	-	-	-	-	-
1 GANG 1 WAY DP	4171	-	-	-	-	-	-
2 GANG 2 WAY	4172	4172/GRY	-	-	-	-	-
3 GANG 2 WAY	4173	-	-	-	-	-	-
4 GANG 2 WAY	4174	-	-	-	-	-	-
6 GANG 2 WAY	4176	-	-	-	-	-	-
1 GANG INTERMEDIATE	4175	4175/GRY	-	-	-	-	-
10A RETRACTIVE PLATE SWITCH							
1 GANG 1 WAY SP MARKED WITH BELL SYMBOL	4096/B	-	-	-	-	-	-
1 GANG 2 WAY SP MARKED WITH BELL SYMBOL	4096/2WB	-	-	-	-	-	-
1 GANG 2 WAY SP MARKED WITH PRESS	4096/P	-	-	4096/P/RD	-	-	-
1 GANG 2 WAY SP MARKED WITH PRESS TO EXIT in GREEN	4096/G/PE	-	-	-	-	-	-
1 GANG 2 WAY SP	4096/NM	-	-	-	-	-	-
10AX WIDE ROCKER							
1 GANG 2 WAY	5170	5170/GRY	-	-	-	-	-
2 GANG 2 WAY	5172	5172/GRY	-	-	-	-	-
3 GANG 2 WAY	5173	5173/GRY	-	-	-	-	-
1 GANG INTERMEDIATE	5175	5175/GRY	-	-	-	-	-
1 GANG RETRACTIVE	5177	5177/GRY	-	-	-	-	-
10AX ARCHITRAVE SWITCH							
1 GANG 2 WAY	4177	-	-	-	-	-	-
1 GANG 1 WAY DP	4178	-	-	-	-	-	-
1 GANG INTERMEDIATE	4179	-	-	-	-	-	-
2 GANG 2 WAY	4180	-	-	-	-	-	-
10A RETRACTIVE ARCHITRAVE SWITCH							
1 GANG SP MARKED BELL SYMBOL	4097/B	-	-	-	-	-	-
1 GANG SP MARKED PRESS	4097/P	-	-	-	-	-	-
1 GANG SP MARKED PRESS TO EXIT	4097/GE/P	-	-	-	-	-	-
DIMMER SWITCHES							
1 GANG 250W 2 WAY	4130/PU	-	-	-	-	-	-
1 GANG 400W 2 WAY	4190/PU	-	-	-	-	-	-
2 GANG 250W 2 WAY	4132/PU	-	-	-	-	-	-
2 GANG 400W 2 WAY	4192/PU	-	-	-	-	-	-
1 GANG 2 WAY 5-100W LED	4130/PULED	-	-	-	-	-	-
2 GANG 2 WAY 5-100W LED	4132/PULED	-	-	-	-	-	-
13A 1 GANG SOCKET							
SWITCHED SP	4304	-	-	-	-	-	-
SWITCHED DP	4304/D	4304/D/GRY	4304/RED	4304/WH/RD	4304/D/GRN	-	-
SWITCHED DP CLEAN EARTH	4304/D/CE	-	-	-	-	-	-
SWITCHED SP WITH NEON	4304/3	-	-	-	-	-	-
SWITCHED DP WITH NEON	4304/3D	4304/3D/GRY	-	-	-	-	-
UNSWITCHED	7255	-	-	-	-	-	-
13A 2 GANG SOCKET							
SWITCHED SP	4306	-	-	-	-	-	-
SWITCHED DP	4306/D	-	4306/RED	4306/WH/RD	-	-	-
SWITCHED SP WITH NEON	4306/3	-	-	-	-	-	-
SWITCHED DP WITH NEON	4306/3D	-	-	-	-	-	-
UNSWITCHED	7257	-	-	-	-	7257/CE/BLUE	-
13A 2 GANG SOCKET OUTBOARD ROCKER							
SWITCHED DP	4307	4307/GRY	-	4307/RD	-	-	-
SWITCHED DP WITH NEON	4307/3D	4307/3/GRY	-	-	-	-	-
SWITCHED DP CLEAN EARTH	4307/D/CE	-	-	-	-	4307/DCE/BLUE	-
OTHER SOCKETS							
2A 3 PIN UNSWITCHED	7046	-	-	-	-	-	-
5A 3 PIN UNSWITCHED	7047	-	-	-	-	-	-
5A 3 PIN SWITCHED	2330	-	-	-	-	-	-
15A 3 PIN SWITCHED	2382	-	-	-	-	-	-
15A 125V NEMA SOCKET	7062	-	-	-	-	-	-
13A FUSED CONNECTION UNITS							
UNSWITCHED	4828	-	4828/RED	-	-	-	-
UNSWITCHED WITH NEON	4828/3	-	-	-	-	-	-
SWITCHED	4827	4827/GRY	4827/RED	4827/RD	-	-	-
SWITCHED WITH NEON	4827/3	4827/3/GRY	-	-	-	-	-

Crabtree MOULDED WIRING ACCESSORIES

PLATE COLOUR	WHITE	GREY	RED	WHITE	WHITE	BLUE	
ROCKER COLOUR	WHITE	WHITE	RED	RED	GREEN	WHITE	BLACK
CONTROL SWITCH							
3A CARD SWITCH	4018	-	-	-	-	-	-
6A TP CONTROL SWITCH	4017	-	-	-	-	-	-
6A TP CONTROL SWITCH	4017/1	-	-	-	-	-	-
20A DP CONTROL SWITCH	4015	-	-	-	-	-	-
20A DP CONTROL SWITCH WIDE ROCKER	5176	-	-	-	-	-	-
20A DP CONTROL SWITCH PRINTED "--"	4015/--	-	-	-	-	-	-
20A DP CONTROL SWITCH WITH NEON	4015/3	-	-	-	-	-	-
20A DP CONTROL SWITCH WITH NEON "--"	4015/3/--	-	-	-	-	-	-
32A DP CONTROL SWITCH	4013	-	-	-	-	-	-
32A DP CONTROL SWITCH WITH NEON	4013/3	4013/3/GRY	-	-	-	-	-
45A DP CONTROL SWITCH	4016	-	-	-	-	-	-
45A DP CONTROL SWITCH WITH NEON	4016/3	-	-	-	-	-	-
45A DP SLIMLINE COOKER CONTROL UNIT	4521/1	-	-	-	-	-	-
45A DP SLIMLINE COOKER CONTROL UNIT WITH NEON	4521/31	-	-	-	-	-	-
45A DP COOKER CONTROL UNIT	4520/1	-	-	-	-	-	-
45A DP COOKER CONTROL UNIT WITH NEON	4520/31	-	-	-	-	-	-
50A DP CONTROL SWITCH "LARGE PLATE"	4523	-	-	-	-	-	-
50A DP CONTROL SWITCH WITH NEON "LARGE PLATE"	4523/3	-	-	-	-	-	-
50A DP CONTROL SWITCH 2 GANG	4500	-	-	-	-	-	-
50A DP CONTROL SWITCH 2 GANG "COOKER"	4500/1	-	-	-	-	-	-
50A DP CONTROL SWITCH 2 GANG WITH NEON	4500/3	-	-	-	-	-	-
50A DP CONTROL SWITCH 2 GANG WITH NEON "COOKER"	4500/31	-	-	-	-	-	-
45A CABLE OUTLET WITH TERMINALS	4506	-	-	-	-	-	-
45A CABLE OUTLET CLAMP ONLY	4507	-	-	-	-	-	-
45A CABLE OUTLET CLAMP ONLY	4075	-	-	-	-	-	-
SHAVER SUPPLY UNIT	2400	-	-	-	-	-	-
20A CEILING SWITCH							
BLANKING PLATES							
1 GANG	4001	-	-	-	-	-	-
2 GANG	4002	-	-	-	-	-	-
1 GANG ARCHITRAVE	4003	-	-	-	-	-	-
2 GANG ARCHITRAVE	4004	-	-	-	-	-	-
CO-AXIAL & COMMUNICATION							
TELEPHONE MASTER	7283	-	-	-	-	-	-
TELEPHONE SECONDARY	7284	-	-	-	-	-	-
CO-AXIAL 1 WAY DIRECT CONNECTION	7265	-	-	-	-	-	-
CO-AXIAL 2 WAY DIRECT CONNECTION	7266	-	-	-	-	-	-
CO-AXIAL 1 WAY ISOLATED	7267	-	-	-	-	-	-
CO-AXIAL 2 WAY ISOLATED	7268	-	-	-	-	-	-
COMMUNICATION PLATES							
1 GANG 2 MODULE	7091	7091/GRY	-	-	-	-	-
2 GANG 4 MODULE	7094	7094/GRY	-	-	-	-	-
DATAPAK MODULES							
TELEPHONE MASTER	7080	-	-	-	-	-	7080/BK
TELEPHONE SECONDARY	7071	-	-	-	-	-	7071/BK
RJ45 CATEGORY 5e	7172	-	-	-	-	-	7172/BK
RJ45 CATEGORY 6	7177	-	-	-	-	-	7177/BK
RJ11/12	7086	-	-	-	-	-	7086/BK
PABX VOICE	7176	-	-	-	-	-	7176/BK
RJ45 CATEGORY 5e TWIN MODULE	7173	-	-	-	-	-	7173/BK
BNC	7074	-	-	-	-	-	7074/BK
TV SOCKET MALE (FM)	7065	-	-	-	-	-	7065/BK
TV SOCKET FEMALE (TV)	7067	-	-	-	-	-	7067/BK
F TYPE SATELLITE	7069	-	-	-	-	-	7069/BK
TRIPLEX UNIT (TV, FM, SATELLITE)	7063	-	-	-	-	-	7063/BK
QUADPLEXER (TV, FM, SATELLITE 1, SATELLITE 2)	7066	-	-	-	-	-	7066/BK
QUADPLEXER WITH TV RETURN (TV, FM, SATELLITE 1, SATELLITE 2)	7064	-	-	-	-	-	-
TV SCREENED, RETURN	7060	-	-	-	-	-	7060/BK
USB DUAL 2 * 1A 5V	7073	-	-	-	-	-	7073/BK
PHONO (FEMALE)	7087	-	-	-	-	-	7087/BK
½ MODULE BLANK	7081/2	-	-	-	-	-	7081/2/BK
1 MODULE BLANK	7081	-	-	-	-	-	7081/BK
2 MODULE BLANK	7082	-	-	-	-	-	7082/BK

Crabtree


WATER & DUST PROTECTED WIRING ACCESSORIES

Water and dust protected to IP56, Weatherseal is ideal for all environments.

Especially suitable for use in the workshop or Industry as the robustly designed socket outlets retain their IP56 rating when used with a moulded on 13A plug which is standard fitment on many power tools and appliances.



Authorised by London Underground for use in Rail and Transport applications.



WATER & DUST PROTECTED WIRING ACCESSORIES

Socket outlets retain their IP56 rating when used with any standard 13A plug


1 gang, 2 gang and retractive surface switches all retain their IP56 rating even when in use

Communication enclosures will accept Euro modules featured in the Datapak range

Socket lid is automatically retained in the open position, enabling the plug to be easily inserted. A simple push down until the fixing click is heard is all that is necessary to create a water-proof seal, safeguarding your family and home

Compatible with grid wiring accessories

Suitable for use with data modules and USB charging accessories



	WHITE MOULDED	GREY MOULDED	BLACK MOULDED	RED MOULDED
10AX PLATE SWITCH				
1 GANG 2 WAY	9700			
1 GANG 2 WAY WITH NEON	9700/3			
2 GANG 2 WAY	9702			
3 GANG 2 WAY	9703			
13A 1 GANG SOCKET				
SWITCHED DP	9705/66			
UNSWITCHED	9704			
13A 2 GANG SOCKET				
SWITCHED DP	9706			
SWITCHED DP	9706/66			
SWITCHED DP NON-STANDARD	9706/N			
13A FUSED CONNECTION UNITS				
SWITCHED WITH CORD OUTLET	9707			
ENCLOSURES ROCKERGRID				
1 GANG TO ACCEPT 1 ROCKERGRID MODULE	9731			
1 GANG TO ACCEPT 2 ROCKERGRID MODULE	9732			
2 GANG TO ACCEPT 3 ROCKERGRID MODULE	9733			
2 GANG TO ACCEPT 4 ROCKERGRID MODULE	9734			
10AX				
1 WAY	4430	4430/GRY	4430/BK	4430/RD
2 WAY	4530	4530/GRY	4530/BK	4530/RD
10A				
RETRACTIVE	4489	4489/GRY	-	-
RETRACTIVE WITH BELL SYMBOL	4490	4490/BK	4490/RD	-
RETRACTIVE PRESS	4489/P	-	-	-
RETRACTIVE 2 WAY & OFF	4553	-	-	-
20A				
1 WAY	4450	4450/GRY	4450/BK	4450/RD
2 WAY	4550	4550/GRY	4550/BK	4550/RD
2 WAY & OFF	4552	-	-	-
INTERMEDIATE	4535	4535/GRY	4535/BK	4535/RD
DP	4460	4460/GRY	4460/BK	4460/RD
DP "ON"	4469	-	-	-
DP "PRINTED"	4460/--	-	-	-
1 WAY KEY	4451	-	-	-
1 WAY KEY "ELT"	4451/ELT	-	-	-
2 WAY KEY	4551	-	-	-
2 WAY KEY "ELT"	4551/ELT	-	-	-
Intermediate KEY	4535/KEY	-	-	-
DP	KEY 4461	-	-	-
DP KEY "ELT"	4461/ELT	-	-	-
DATAPAK				
1 GANG TO ACCEPT 2 EURO MODULES	9722	-	-	-
2 GANG TO ACCEPT 4 EURO MODULES	9724	-	-	-
TELEPHONE MASTER	7080	-	7080/BK	-
TELEPHONE/PHONE SECONDARY	7071	-	7071/BK	-
RJ45 CATEGORY 5e	7172	-	7172/BK	-
RJ45 CATEGORY 6	7177	-	7177/BK	-
RJ11/12	7086	-	7086/BK	-
PABX VOICE	7176	-	7176/BK	-
RJ45 CATEGORY 5e TWIN MODULE	7173	-	7173/BK	-
BNC	7074	-	7074/BK	-
TV SOCKET MALE (FM)	7065	-	7065/BK	-
TV SOCKET FEMALE (TV)	7067	-	7067/BK	-
F TYPE SATELLITE	7069	-	7069/BK	-
TRIPLEX UNIT (TV, FM, SATELLITE)	7063	-	7063/BK	-
QUADPLEXER (TV, FM, SATELLITE 1, SATELLITE 2)	7066	-	7066/BK	-
QUADPLEXER WITH TV RETURN (TV, FM, SATELLITE 1, SATELLITE 2)	7064	-	-	-
TV SCREENED, RETURN	7060	-	7060/BK	-
USB DUAL 2 * 1A 5V	7073	-	7073/BK	-
PHONO (FEMALE)	7087	-	7087/BK	-
½ MODULE BLANK	7081/2	-	7081/2/BK	-
1 MODULE BLANK	7081	-	7081/BK	-
2 MODULE BLANK	7082	-	7082/BK	-




METALCLAD

In tough conditions the sturdily built Metalclad range is ideal for use in industry, commerce and the workshop or garage.


With a durable finish which is resistant to premature ageing, discolouration and corrosion.

Finishing process is highly automated and controlled to ensure a consistent level of performance.

Production line tested for quality of gloss finish and uniform coverage of coating.



Authorised by London Underground for use in Rail and Transport applications.




METALCLAD

Robust and sturdily designed for the industry and commerce environment

Finished in a durable metalclad finish, resistant to discolouration and corrosion

Compatible with surface mounted conduit or cable systems


Ideal for factories, workshops and other similar environments





	Birch Grey	White	Black
10AX PLATE SWITCH			
1 GANG 2 WAY	4581/BG	-	-
2 GANG 2 WAY	4582/BG	-	-
3 GANG 2 WAY	4853/BG	-	-
13A 1 GANG SOCKET			
SWITCHED SP	4214/BG	-	-
SWITCHED DP	4214/DBG	-	-
SWITCHED SP WITH NEON	4214/3BG	-	-
SWITCHED DP WITH NEON	4214/3DBG	-	-
SWITCHED SP WITH RED ROCKER	4214/BG/RD	-	-
UNSWITCHED	9685/BG	-	-
13A 2 GANG SOCKET			
SWITCHED SP	4216/BG	-	-
SWITCHED DP	4216/DBG	-	-
SWITCHED SP WITH NEON	4216/3BG	-	-
SWITCHED DP WITH NEON	4216/3DBG	-	-
SWITCHED SP WITH RED ROCKER	4216/BG/RD	-	-
UNSWITCHED	9687/BG	-	-
OTHER SOCKETS			
5A 3 PIN SWITCHED	2240/BG	-	-
15A 3 PIN SWITCHED	2272/BG	-	-
13A FUSED CONNECTION UNITS			
UNSWITCHED	4841/BG	-	-
UNSWITCHED WITH NEON	4841/3BG	-	-
SWITCHED	4842/BG	-	-
SWITCHED WITH NEON	4842/3BG	-	-
UNSWITCHED WITH CORD OUTLET	4846/BG	-	-
SWITCHED WITH CORD OUTLET	4847/BG	-	-
SWITCHED WITH CORD OUTLET AND NEON	4847/3BG	-	-
CONTROL SWITCHES			
6A TP CONTROL SWITCH	4587/BG	-	-
20A DP CONTROL SWITCH WITH NEON	4020/3BG	-	-
20A DP CONTROL SWITCH WITH NEON AND CORD OUTLET	4021/3BG	-	-
50A DP CONTROL SWITCH	4512/BG	-	-
50A DP CONTROL SWITCH WITH NEON	4512/3BG	-	-
32A TP & NEUTRAL 415V CONTROL SWITCH SURFACE MOUNT	1932	-	-
32A TP & NEUTRAL 415V CONTROL SWITCH FLUSH MOUNT	1932/F	-	-
BLANKING PLATE			
1 GANG	3809BG	-	-
2 GANG	3899BG	-	-
COMMUNICATION PLATE			
1 GANG 2 MODULE	8092/BG	-	-
2 GANG 4 MODULE	8094/BG	-	-
TELEPHONE MASTER	-	7080	7080/BK
TELEPHONE SECONDARY	-	7071	7071/BK
RJ45 CATEGORY 5e	-	7172	7172/BK
RJ45 CATEGORY 6	-	7177	7177/BK
RJ11/12	-	7086	7086/BK
PABX VOICE	-	7176	7176/BK
RJ45 CATEGORY 5e TWIN MODULE	-	7173	7173/BK
BNC	-	7074	7074/BK
TV SOCKET MALE (FM)	-	7065	7065/BK
TV SOCKET FEMALE (TV)	-	7067	7067/BK
F TYPE SATELLITE	-	7069	7069/BK
TRIPLEX UNIT (TV, FM, SATELLITE)	-	7063	7063/BK
QUADPLEXER (TV, FM, SATELLITE 1, SATELLITE 2)	-	7066	7066/BK
QUADPLEXER WITH TV RETURN (TV, FM, SATELLITE 1, SATELLITE 2)	-	7064	
TV SCREENED, RETURN	-	7060	7060/BK
USB DUAL 2 * 1A 5V	-	7073	7073/BK
PHONO (FEMALE)	-	7087	7087/BK
½ MODULE BLANK	-	7081/2	7081/2/BK
1 MODULE BLANK	-	7081	7081/BK
2 MODULE BLANK	-	7082	7082/BK



DESIGNED TO SATISFY THE NEEDS OF SPECIFIERS,



INSTALLERS AND END-USERS IN COMMERCIAL AND INDUSTRIAL MARKETS.



electrium



ELECTRIUM SALES LIMITED A SIEMENS COMPANY

Commercial Centre, Lakeside Plaza, Walkmill Lane, Bridgtown, Cannock WS11 0XE.

eMail: info@electrium.co.uk Web: www.electrium.co.uk Twitter: [follow@ElectriumNews](https://twitter.com/ElectriumNews)

UK SALES

Telephone: 01543 455010 Facsimile: 01543 455011 eMail: crabtree.sales@electrium.co.uk

TECHNICAL

Telephone: 01543 438310 Facsimile: 01543 438311 eMail: crabtree.technical@electrium.co.uk

EXPORT SALES

Telephone: +44 1543 455049 Facsimile: +44 1543 455048 eMail: export@electrium.co.uk

DUBAI OFFICE

Telephone: +971 4 3660687 Facsimile: +971 4 3660676 eMail: btlv.sales.ae@siemens.com

Although every effort has been made to ensure accuracy in the compilation of the technical detail within this publication, specifications and performance data are constantly changing. Latest details can be obtained from Crabtree.

Publication No. A2311a 7/18



[@ElectriumNews](https://twitter.com/ElectriumNews) or download the APP