

**YOUR RESOURCE
FOR SUCCESS**

2015/2016 FULL CATALOGUE

YOUR RESOURCE FOR SUCCESS 
Synergy

FOR OUR FULL RANGE OF PRODUCTS VISIT WWW.SYNERGY.GB.NET



YOUR RESOURCE FOR SUCCESS

Welcome to the 2015-2016 Synergy Product Catalogue

Here at Synergy, we have been serving the electrical industry since 1985. Over the years, we have built up a wealth of resource in terms of knowledge, logistics, intelligence, technology and collateral.

It is our pleasure to share that resource with our clients to ensure that they succeed. Whether it's our innovative LED product range, or our insistence on reliable deliveries, we are passionate about exceeding customer expectations every time.

Vision Statement

A highly organised and efficiently run team that provides fulfilling employment and resource for the business owners, employees and the wider community.

Mission Statement

Deliver quality solutions to our customers providing what they need when they need it, supported by technical expertise and unbeatable customer service.



"...we like the level of your service and your reliability"
Mrs E – Accounts

Visit our premises

Unit 4, Charlton Mead Lane, Hoddesdon, Hertfordshire EN11 0DJ

Place an order today!

Call now **0845 381 0845**

Email **sales@synergy.gb.net**

Fax **0845 381 1000**

Visit **www.synergy.gb.net**

WHY ARE SYNERGY GOOD AT VALUE ENGINEERING?

We Understand Your Needs

In the team here at Synergy we have first hand on-site experience so we see the challenges you are facing – that's how we identify your requirements so well.

Insist On Quality

From our knowledge of the industry we know that a return visit to site, even for a small issue, costs you money and erodes your profit margin – quality really matters.

Continuity Of Supply

We realise that once you've quoted your client, you'll need to be able to service that commitment when you get the order, maybe months later. So that's why we have a sustainable sourcing policy here at Synergy.

Increase Your Profit

We recognise that all the key items on any project must be exceptional value for money to win projects and manage them profitably. To this end, our products are developed to save you both installation time and money.

Design Support

We've identified that for your tendering process you need supporting specification sheets, lighting design files and images, so that's why we provide them.

Fast-Track Delivery Service

We're all aware that once the project starts there's no stopping, which is where our fast-track delivery service comes in. We make your deadlines our deadlines!

We are passionate about exceeding customer expectations every time.



YOUR RESOURCE FOR SUCCESS

Ordering From Synergy



HOW TO ORDER

Here at Synergy we accept orders placed by phone, fax or email. To place an order Call **0845 381 0845**, email sales@synergy.gb.net or fax to **0845 381 1000**.



NEXT DAY DELIVERY

All stock items for orders received before 3pm will be despatched for delivery the following day. Call us about other delivery options.



CREDIT ACCOUNT

To open a 30 day account email Synergy at sales@synergy.gb.net. We aim to process every credit account request within 24 hours.



CALL AND COLLECT SERVICE

If you wish to collect goods from our Hoddesdon collection point, simply place your order 30 minutes beforehand, and it is our aim to have your order picked, checked, packed and ready for you on your arrival.

Terms of Business

- We reserve the right to change details or product specification without prior notice.
- All products are subject to availability. Errors and omissions excepted.
- All goods and conditions of sale are subject to our 'standard conditions of sale', a copy of which is available upon request.
- Items returned for credit must be unused, in original packaging and returned carriage paid within 28 days of delivery. Return of specially ordered items is subject to manufacturer's acceptance.

"...I have heard good things about Synergy!"
Mr G - Electrician



LARGE RANGE OF ELECTRICAL & MECHANICAL PRODUCTS

Contents

| | | | |
|--------------------------------|-----------|---------------------------------------|-----------|
| Lighting and Fittings | 9 | | |
| Recessed | 10 | Twin & Earth/Triple & Earth | 79 |
| Downlights | 19 | Flex | 80 |
| Surface/Suspended | 30 | Singles | 82 |
| Circular bulkheads | 38 | Fire Alarm Cable | 84 |
| Industrial | 40 | Extra low voltage | 85 |
| Emergency | 46 | Installation Products | 87 |
| Exterior | 52 | Cable accessories, boxes & enclosures | 88 |
| Lighting controls | 54 | Cable tray, channel & fixings | 98 |
| Lamps | 59 | Conduit & trunking | 110 |
| Lighting accessories | 67 | Circuit Distribution | 128 |
| Cable | 69 | Isolators & Controls | 140 |
| Enhanced mechanical protection | 71 | Wiring Accessories | 147 |
| SY/YY/CY, SWA | 76 | Fire Alarm & Security | 164 |
| SWA | 78 | Heating & hand dryers | 166 |
| | | Fan & ventilation | 166 |
| | | Tools & site equipment | 173 |

EXPEDITE

PRE-WIRING SERVICE

Use Synergy`s EXPEDITE PRE-WIRING SERVICE to supply luminaires pre-wired and tested.

We work closely with your project management team to source, connect and test the appropriate lead and plug and deliver according to your site-specific programme.

CASE STUDY MARCH 2014



| | |
|--------------------|---------------------------------------|
| Luminaires | 256 no. 40W Sigmalux LED panels |
| Emergencies | 43 no. maintained emergency versions |
| LCM type | CP Electronics Vitesse modular system |
| Time saving | 42 hours estimated time saved on site |
| Cost saving | £1280 estimated saving |



Call **Synergy** now on **0845 381 0845** or email sales@synergy.gb.net



EXPEDITE

PRE-WIRING SERVICE

7 Reasons to use Synergy's Expedite

INCREASE YOUR PROFIT

The most cost-effective way to wire leads to luminaires is in a factory controlled environment. That's why we are able to offer significant savings and profit improvements with our EXPEDITE system.

SAVE TIME ON SITE

Once each luminaire is fully wired, checked, tested, packed and delivered to your site, all that remains is to unpack the luminaire, place into position and apply any site-specific fixings.

DE-SKILL THE INSTALLATION PROCESS

Often, this is a simple process that does not involve any wiring at all, and therefore the entire installation process is de-skilled.

INCREASE PRODUCTIVITY

This process involves a large workload shift from site to factory which in turn enables significant increase in site productivity.

REDUCE MANAGEMENT TIME

With much of the difficulty removed from the installation method, the next benefit is that less input is required by management staff to get the job done competently and quickly.

HEALTH AND SAFETY

And it's not just the workload that shifts from site to factory; high level working is also reduced, meaning that installing luminaires is made even safer.

REDUCE RISK

Last but not least, due to the process occurring in a controlled environment, the bulk of the installation cost can be calculated accurately and built into project costings well in advance of site commencement. This means that risks associated with the cost of defective labour can be eliminated from this part of the installation process.

"The labour saving on the installation was considerable compared to previous installations wired on site, with zero connection problems on power-up"

Mr R - Lighting Project Manager

**Contact us now for a project quotation
on 0845 381 0845**

For our complete product range visit www.synergy.gb.net



PROJECT FOCUS

Table Tennis Hall

Luminaire: Lynx LEDBAY, P40



PROJECT FOCUS

Badminton Arena

Luminaire: Lynx LEDBAY, P40

Call **Synergy** now on **0845 381 0845** or email sales@synergy.gb.net

**YOUR RESOURCE
FOR SUCCESS**




SECTION 01

LIGHTING AND FITTINGS

| | |
|----------------------|----|
| Recessed | 10 |
| Display Downlights | 19 |
| Surface/Suspended | 30 |
| Circular Bulkheads | 38 |
| Industrial | 40 |
| Emergency | 46 |
| Exterior | 52 |
| Lighting Controls | 54 |
| Lamps | 59 |
| Lighting Accessories | 67 |

FOR OUR FULL RANGE OF LIGHTING
PRODUCTS VISIT WWW.SYNERGY.GB.NET



Sigmalux

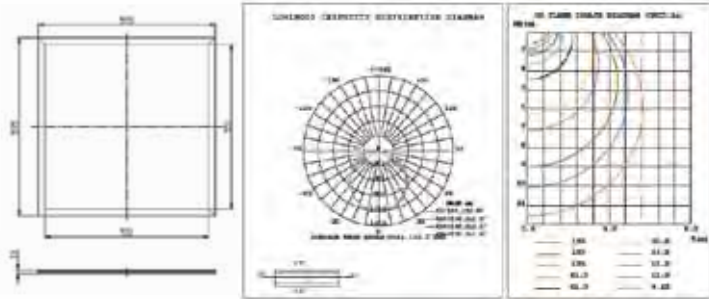
LED Panel Luminaire 600x600

“ They give an amazing spread of light. ”

Mr R - Contracts Manager

“ We love them because it's no thicker than the ceiling tile. ”

Mr E - Project Manager



| Code | Description | Colour | Colour Temp. (°K) | Power Usage (W) | Voltage (V) | Light Output (Lumens) | Efficacy (Lumens / Watts) | CRI (Ra) | Light Diffusion | Rated Life (Hours) | Dimensions (mm) |
|---------------|----------------------|------------|-------------------|-----------------|-------------|-----------------------|---------------------------|----------|-----------------|--------------------|-----------------|
| 121540 | 600x600mm LED Panel | Cool White | 4000 | 40 | 240 | 3200 | 80 | >80 | 120° | 50,000 | 595x595x13 |
| 121542 | 600x600mm LED Panel | Daylight | 6000 | 40 | 240 | 3500 | 87.5 | >80 | 120° | 50,000 | 595x595x13 |
| 125320 | 1200x600mm LED Panel | Cool White | 4000 | 76 | 240 | 6500 | 85 | >80 | 120° | 50,000 | 1195x595x13 |
| 125330 | 1200x300mm LED Panel | Cool White | 4000 | 40 | 240 | 3200 | 80 | >80 | 120° | 50,000 | 1195x295x13 |
| 125340 | 600x300mm LED Panel | Cool White | 4000 | 40 | 240 | 3,200 | 80 | >80 | 120° | 50,000 | 595x295x13 |

| Code | Description |
|---------------|--|
| 121534 | 4 Post surface mounting bracket for 600x600 and 600x300 panels |
| 121536 | 6 Post surface mounting bracket for 1200x600 and 1200x300 panels |
| 117860 | 600x600mm Surface Mounting Box |
| 117862 | 600x600mm Recessing Kit |
| 121534 | 4 Wire 1.5m suspension kit for 600x600 and 600x300 panels |
| 121536 | 6 Wire 1.5m suspension kit for 1200x600 and 1200x300 panels |

| Code | Description |
|-----------|---|
| /E | 3 Hour Emergency Module |
| /D | Dimmable versions DALI/DSV/SwitchDIM (0-10V Dimming available to special order) |

- 5 Year warranty
- Super slim 13mm flat frame
- White opal diffuser
- High quality polished aluminium reflector and heat sink
- Suitable for mounting within suspended and plasterboard ceilings
- Available with emergency and dimmable control options



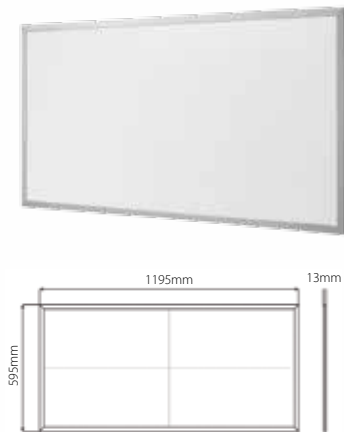
EXCEEDS PART L2 55 LM/W REQUIREMENT



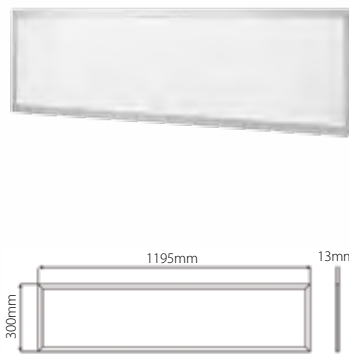
ECA ETL COMPLIANT

Sigmalux


LED Panel Luminaire
1200x600



LED Panel Luminaire
1200x300



LED Panel Luminaire
600x300



Sigmalux Mounting Brackets



1200x300 Sigmalux LED Panel
Suspended using mounting brackets



Surface Mounting



Wall Mounting



Suspension Mounting

**UNIQUE
MULTIFUNCTION
BRACKETS**



DON'T FORGET...

PRE-WIRING SERVICE

For projects with 100+ units, we can supply pre-wired and tested with the correct lead and plug for the site

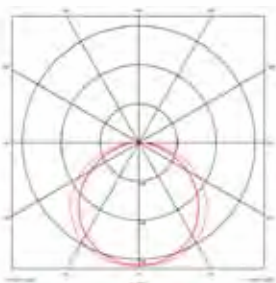



SEE PAGE 06

Epsilon

Back-lit LED Panel

Standard Construction



| Code | Size (mm) | Lumen Output Emitted From Luminaire (Lumens) | Output Colour | Colour Temp (°K) | Wattage (W) | Weight (kg) | LED Wattage (W) | Rated Life L70 (hours) |
|---------------|-----------|--|---------------|------------------|-------------|-------------|-----------------|------------------------|
| 124420 | 495x495 | 2300 | 4000 | 21 | 18 | 3.9 | 101 | 110 |
| 124422 | 495x495 | 3460 | 4000 | 30 | 27 | 3.9 | 101 | 115 |
| 122370 | 595x595 | 2300 | 4000 | 21 | 18 | 4.4 | 101 | 110 |
| 122372 | 595x595 | 3450 | 4000 | 33 | 27 | 4.4 | 101 | 105 |
| 122374 | 595x595 | 4530 | 4000 | 45 | 40 | 4.4 | 101 | 101 |
| 122376 | 1195x595 | 6075 | 4000 | 60 | 54 | 7.3 | 101 | 101 |
| 122378 | 1195x595 | 8900 | 4000 | 85 | 72 | 7.3 | 101 | 105 |
| 122380 | 1195x595 | 11700 | 4000 | 120 | 108 | 7.3 | 101 | 98 |
| 124424 | 1195x595 | 3030 | 4000 | 26 | 26 | 4.4 | 101 | 98 |

| Code | Description |
|---------------|---|
| /5000K | |
| /IP54 | IP54 sealed front panel |
| /SM | Body construction suitable for surface mounting installation |
| /PB | Body construction suitable for plasterboard installation |
| /SA | Body construction suitable for concealed grid applications. Suits concealed grid, plank and SAS ceiling types |
| /CG-AH | Concealed grid air-handling version with front frame modified to allow air return |

| Code | Description |
|-------------|---|
| /EM | Emergency Version |
| /DIM | Dimmable version - please specify DALI/DSI/0-10V/Switch-DIM |
| /MW | Integral microwave motion sensor |



Concealed Grid Ceilings Option

EXCEEDS PART L2 55 LM/W REQUIREMENT



ECA ETL COMPLIANT

IP20/
IP54

CLASS I
MUST BE
EARTHED

Lumos LED

Elite Recessed Modular with Micro Prismatic Diffuser



| Code | Size (mm) | Luminaire Wattage (W) | LED Wattage (W) |
|---------------|------------|-----------------------|-----------------|
| 122464 | 595x595x70 | 30 | 27 |
| 122466 | 595x595x70 | 45 | 36 |
| 122468 | 595x595x70 | 40 | 40 |
| 122470 | 595x595x70 | 60 | 54 |

| Code | Description |
|---------------|---|
| /EM | Emergency Version |
| /DIM | Dimmable control gear - please specify DALI/DSI |
| /MW | Integral microwave motion sensor |
| /5000K | Daylight colour output |
| /SA | Side arm suspension |



- 5 year warranty
- High efficacy Nichea LED modules
- Can be supplied with integral presence sensor
- Central panel louvre with 65 degree cut-off



Omikron LED

Elite Recessed Modular with Aluminium Louvre



| Code | Size (mm) | Luminaire Wattage (W) | LED Wattage (W) |
|---------------|------------|-----------------------|-----------------|
| 122544 | 595x595x80 | 21 | 18 |
| 122546 | 595x595x80 | 30 | 27 |
| 122548 | 595x595x80 | 45 | 40 |
| 122550 | 595x595x80 | 52 | 48 |

| Code | Description |
|---------------|---|
| /EM | Emergency Version |
| /DIM | Dimmable control gear - please specify DALI/DSI/0-10V |
| /MW | Integral microwave motion sensor |
| /5000K | Daylight colour output |



- 5 year warranty
- High efficacy Nichea LED modules
- Ideal for use in offices
- Combines optimum efficiency with stylish looks



Tetra 7

Recessed Indirect-Direct with Cat. 2 Louvre

| Code | Lamp | Size (mm) |
|--------|--------------|------------|
| 114422 | 2 x 40W TC-L | 595x595x92 |
| 114424 | 1 x 55W TC-L | 595x595x92 |
| 114426 | 2 x 55W TC-L | 595x595x92 |
| 114430 | 3 x 14W T5 | 595x595x92 |
| 114432 | 4 x 14W T5 | 595x595x92 |
| 114434 | 2 x 24W T5 | 595x595x92 |
| 114436 | 3 x 24W T5 | 595x595x92 |
| 114438 | 3 x 24W T5 | 595x595x92 |

| Code | Description |
|-------|----------------------------------|
| /D | 0-10V Dimmable ballast |
| /DALI | DALI/DSI Dimmable Ballast |
| /M | 3 Hour Maintained Emergency |
| /MZ | 3 Hour Maintained DALI Emergency |

IP20

CLASS I
MUST BE EARTHED



- Reflective gloss white powder coated finish to maximise lumen output
- Turnbuckle fastening easily-accessible gear tray
- Pull-down Cat. 2 louvre
- Air handling option available
- Option for SAS ceilings available
- European branded HF ballast

Tetra


Recessed Indirect Luminaire with Central Perforated Trough

| Code | Lamp | Size (mm) |
|--------|--------------|------------|
| 114302 | 2 x 40W TC-L | 595x595x92 |
| 114304 | 1 x 55W TC-L | 595x595x92 |
| 114306 | 2 x 55W TC-L | 595x595x92 |
| 114310 | 3 x 14W T5 | 595x595x92 |
| 114312 | 4 x 14W T5 | 595x595x92 |
| 114314 | 2 x 24W T5 | 595x595x92 |
| 114316 | 3 x 24W T5 | 595x595x92 |

| Code | Description |
|-------|----------------------------------|
| /D | 0-10V Dimmable ballast |
| /DALI | DALI/DSI Dimmable Ballast |
| /M | 3 Hour Maintained Emergency |
| /MZ | 3 Hour Maintained DALI Emergency |

IP20

CLASS I
MUST BE EARTHED




DON'T FORGET... PRE-WIRING SERVICE

For projects with 100+ units, we can supply pre-wired and tested with the correct lead and plug for the site



SEE PAGE 06



PROJECT FOCUS

Office

Luminaire: Tetra 7

“ We're all pleased with the gullwing lights we used in the meeting room. The metalwork was really sturdy and well finished which makes for an easy installation. The light distribution is good too. ”

Mr N - Lighting installer

T5 Lux-Mod


Elite T5 Luminaire with VDT Louvres

| Code | Lamp | Size (mm) |
|---------------|---------------|------------|
| 114760 | 3x14W T5 lamp | 595x595x64 |
| 114762 | 4x14W T5 lamp | 595x595x64 |
| 114764 | 3x24W T5 lamp | 595x595x64 |
| 114766 | 4x24W T5 lamp | 595x595x64 |

| Code | Description |
|-------------|---|
| /EM | Emergency Version |
| /DIM | Dimmable version (Please specify SwitchDIM/DALI/0-10V/DSI) |

IP20

CLASS I
MUST BE
EARTHED



- Polished aluminium VDT louvres
- Cost-effective elite T5 luminaire
- White powder coated finish
- HF control gear as standard

Combi-Mod T5/T8

Cat. 2 Recessed Modular Downlight

| Code | Type | Wattage (W) | Size (mm) |
|---------------|------|-------------|-------------|
| 107104 | T8 | 4x18 | 595x595x86 |
| 114794 | T8 | 4x36 | 595x595x86 |
| 116450 | T5 | 3x14 | 595x595x90 |
| 116452 | T5 | 4x14 | 595x595x90 |
| 116454 | T5 | 3x28 | 1195x595x90 |
| 116456 | T5 | 4x28 | 1195x595x90 |

| Code | Description |
|--------------|------------------------|
| /EMT8 | Emergency Version (T8) |
| /EMT5 | Emergency Version (T5) |
| /DIM | Dimmable Version (T8) |
| /DIM | Dimmable Version (T5) |

IP20

CLASS I
MUST BE
EARTHED



- Retained wishbone spring louvre
- High specification cost-effective modular
- Polished aluminium VDT (Cat2) louvre
- Body formed from white powder coated sheet steel

Lay-In Modular System

Standard T8 Lay -In Modular System

| Code | Description (Options for 600 x 600mm size) |
|---------------|--|
| 114814 | 4 x 18W, HF control, body only |
| 114816 | 4 x 18W, HF control, plus emergency gear, body only |
| 114818 | Four tube, Cat. 2, lay-in louvre - 24mm grid |
| 114820 | Four tube, low brightness, lay-in louvre - 24mm grid |
| 114822 | Prismatic diffuser, Type A - 15/24mm grid |
| 105372 | Prismatic diffuser, Type B - 15/24mm grid |

| Code | Description (Options for 600 x 1200mm size) |
|---------------|--|
| 114854 | 4 x 36W, HF control, body only |
| 114856 | 4 x 36W, HF control, plus emergency gear, body only |
| 114858 | Four tube, Cat. 2, lay-in louvre - 24mm grid |
| 114860 | Four tube, low brightness, lay-in louvre - 24mm grid |
| 114862 | - 24mm grid |
| 105374 | Prismatic diffuser, Type B - 15/24mm grid |



Firehoods

Modular Firehoods



| Code | Description |
|---------------|----------------------------------|
| 103442 | 600x600mm, for recessed modular |
| 103444 | 1200x600mm, for recessed modular |

Downlight Firehoods



| Code | Description | Size |
|---------------|--------------|----------------|
| 103440 | Polka 176 | 200x200x230mmH |
| 103441 | Polka 222 | 260x260x260mmH |
| 103443 | Turbo louvre | 350x350x230mmH |

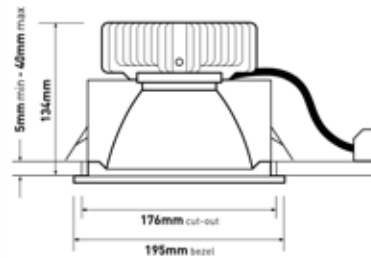
TarxLED

LED Downlight



“ Our client thought they were great because they saved energy and cut out lamp changing. ”

Mr O - Project Manager



| Code | Output Colour | Lumen Output | Colour Temp (°K) | Wattage (W) | Efficacy (Lum/W) | Luminaire DLOR (%) | CRI(Ra) | Rated Life (Hours) | Cut-Out (mm) | Replaces |
|--------|---------------|--------------|------------------|-------------|------------------|--------------------|---------|--------------------|--------------|-----------|
| 122092 | Warm White | 1060 | 3000 | 9 | 102.7 | 87 | >80 | 50,000 | 176 | 2x18W CFL |
| 122096 | Cool White | 1120 | 4000 | 9 | 107.9 | 87 | >80 | 50,000 | 176 | 2x18W CFL |
| 122100 | Warm White | 2000 | 3000 | 19 | 90.5 | 87 | >80 | 50,000 | 176 | 2x18W CFL |
| 122104 | Cool White | 2000 | 4000 | 19 | 90.5 | 87 | >80 | 50,000 | 176 | 2x18W CFL |
| 122108 | Warm White | 3000 | 3000 | 28 | 94 | 87 | >80 | 50,000 | 176 | 2x18W CFL |
| 122112 | Cool White | 3000 | 4000 | 28 | 94 | 87 | >80 | 50,000 | 176 | 2x18W CFL |

| Code | Description |
|------|--|
| /EM | Emergency Version |
| /DIM | Dimmable control gear - DALI/DSI//Switch Dim |

- Satin etched reflector
- Die cast Twist and lock bezel with a range of interchangeable accessories
- Efficacy up to 107 lm/tcW
- Up to 3000 lumen output

| | | | |
|------------------------|------------------|------------------------|---------------------------------|
| IP20/ IP54/ IP65 | CUT-OUT 176MM | VOID DEPTH 134MM | CLASS II DOUBLE INSULATED |
|------------------------|------------------|------------------------|---------------------------------|

EXCEEDS PART
L2 55 LM/W
REQUIREMENT



ECA ETL COMPLIANT




DISPLAY DOWNLIGHTS

| | | | |
|---|---|--|---|
|  |  |  |  |
| 120016 White Bezel | 120018 Chrome Bezel | 120020 Brushed Chrome Bezel | 120022 IP65 Glass Bezel |
|  |  |  |  |
| 120024 Etched Outer Drop Glass | 120026 Etched Centre Drop Glass | 120028 Etched Halo Drop Glass | 120030 Frosted Drop Glass |
|  |  |  |  |
| 120032 Mesh-sided Drop Glass with Etched Outer Glass | 120034 Mesh-sided Drop Glass with Etched Centre Glass | 120036 Mesh-sided Drop Glass with Etched Halo Glass | 120038 Mesh-sided Drop Glass with Fully Frosted Glass |
|  |  |  |  |
| 120056 IP54 Clear Glass | 120058 IP54 Etched Centre Glass | 120060 IP54 Fully Frosted Glass | 120040 Red Halo Drop Glass |
|  |  |  | |
| 120042 Blue Halo Drop Glass | 120044 Green Halo Drop Glass | 120048 Blue lens | |

DON'T FORGET...
MOUNTING BACKBOARDS

Perfect for mounting into soft ceiling tiles



SEE PAGE 67

DON'T FORGET...
PRE-WIRING SERVICE

For projects with 50+ units, we can supply pre-wired and tested with the correct lead and plug for the site



SEE PAGE 06

Axiome

LED Downlight

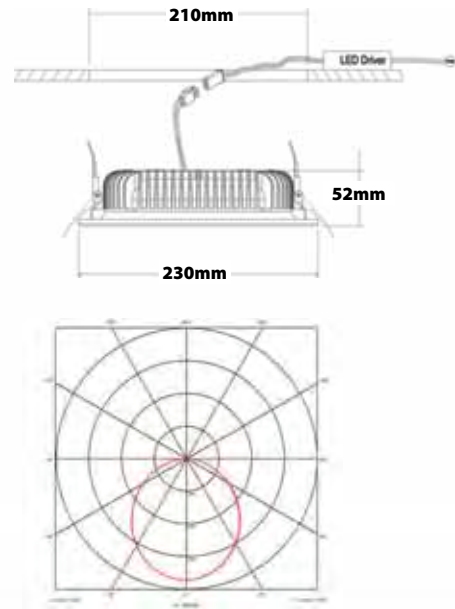


LED

**TRIDONIC
CONTROL
GEAR**

**5 YEAR
WARRANTY**

**BEST
SELLER**



| Code | Description | Wattage (W) | Lumen Output (Lumen) | Colour | Colour Temperature (°K) | Beam Angle (Degrees) | CRI (Ra) | Replaces | Cut-Out (mm) | Overall diameter (mm) | Depth (mm) |
|---------------|----------------------|-------------|----------------------|------------|-------------------------|----------------------|----------|-----------|--------------|-----------------------|------------|
| 124178 | 1470 Lumen Downlight | 20 | 1470 | Cool White | 4000 | 100 | 80 | 2x18W PLC | 210 | 230 | 52 |
| 124202 | 1960 Lumen Downlight | 30 | 1960 | Cool White | 4000 | 100 | 80 | 2x26W PLC | 210 | 230 | 52 |

3000K and 6000K downlights available to special order

| Code | Description |
|-------------|---|
| /DIM | Dimmable - DALI/DSI/Switch Dim (0-10V dimming available by special request) |
| /EM | Emergency Version |

- High performance aluminium heat sink
- Slimline design only 52mm
- 100 Degree beam angle
- Tridonic branded control gear

CUT-OUT
210MM

VOID DEPTH
52MM

CLASS II
DOUBLE INSULATED

EXCEEDS PART L2 55 LM/W REQUIREMENT



ECA ETL COMPLIANT



DON'T FORGET... MOUNTING BACKBOARDS
 Perfect for mounting into soft ceiling tiles
SEE PAGE 67

Eclipse

Elite LED Downlight



| Code | Wattage (W) | Lumen Output (Lumen) | Colour (°K) | System Efficacy (Lumen/W) | Luminaire Efficacy (Lumen/W) |
|--------|-------------|----------------------|-------------|---------------------------|------------------------------|
| 122700 | 13.2 | 1110 | 3000 | 84 | 78.1 |
| 122702 | 13.2 | 1250 | 4000 | 95 | 88.4 |
| 122704 | 21.5 | 2000 | 3000 | 93 | 86.5 |
| 122706 | 19.4 | 2000 | 4000 | 103 | 95.8 |
| 122708 | 33.3 | 3000 | 3000 | 90 | 83.7 |
| 122710 | 28.8 | 3000 | 4000 | 104 | 96.7 |

| Code | Description |
|------|--|
| /EM | Emergency Version |
| /DIM | Dimmable version (SwitchDIM/DALI/DSI?) |
| /PK | Plaster-in kit for flush mounting |

**IP20/
IP54**

**CUT-OUT
110MM**

**VOID
DEPTH
99MM**

**CLASS II
DOUBLE
INSULATED**

- 40° reflector supplied as standard, 24° option available
- Die-cast twist and lock bezel with interchangeable accessories
- Plaster-in option also available
- Depth under 100mm using optimised passive thermodynamics
- CRI 90 Ra



Drop Glass Attachment Features



120396 Eclipse White Bezel




120398 Eclipse Chrome Bezel



120400 Eclipse Brushed Aluminium Bezel



120404 Eclipse Halo Drop Glass Bezel



120406 Eclipse Blue Hi-Light Bezel



120408 Eclipse Frosted Hi-Light Bezel



120410 Eclipse Blue Vertical Halo Bezel



120412 Eclipse Frosted Vertical Halo Bezel



120414 Eclipse IP54 Scatter Dome Bezel



120416 Eclipse IP54 Clear Glass Bezel



120418 Eclipse Centre Etched IP54 Bezel



120420 Eclipse Fully Frosted IP54 Bezel

Boxx

LED Downlights

| Code | Lumen Output | Luminaire Wattage (W) | Luminaire Efficacy (Lum/W) | Colour (°K) |
|---------------|--------------|-----------------------|----------------------------|-------------|
| 122301 | 1060 | 9 | 113.3 | 3000K |
| 122305 | 1120 | 9 | 119 | 4000K |
| 122309 | 2000 | 19.2 | 99.8 | 3000K |
| 122313 | 2000 | 19.2 | 99.8 | 4000K |
| 122317 | 3000 | 27.8 | 103.7 | 3000K |
| 122321 | 3000 | 27.8 | 103.7 | 4000K |


| Code | Description |
|-------------|---|
| /EM | Emergency Version |
| /DIM | Dimmable control gear - please specify DALI/DSI/ Switch Dim |

IP20

CUT-OUT
140X140

VOID DEPTH
153MM

CLASS II
DOUBLE INSULATED



LED

5 YEAR WARRANTY

- Full range of attachments available
- A range of dimming and accessory options
- Efficacy up to 119 lm/tcW
- Highly efficient specular reflector with a DLOR of 96%



Clear attachment



Clear halo attachment




Opal attachment



Opal halo attachment

Corvus

Slimline LED Downlight



| Code | LED (W) | Colour Temp (°K) | Lumen Output (Lumen) |
|---------------|---------|------------------|----------------------|
| 124350 | 6W | 4000 | 390 |
| 124352 | 12W | 400 | 860 |
| 124354 | 18W | 4000 | 1480 |

| Code | Description |
|--------------|----------------------------------|
| /D | 1-10v Dimmable Ballast |
| /DALI | DALI/DSI Dimmable Ballast |
| /M | 3 Hour Maintained Emergency |
| /MZ | 3 Hour Maintained DALI Emergency |

IP20

CUT-OUT
105 / 160 /
210MM

VOID DEPTH
25MM

CLASS II
DOUBLE
INSULATED



Square versions also available

Arrow

High Output Adjustable LED Downlighter



| Code | Lumen Output (Lumen) | Wattage (W) | Colour (°K) | System Efficacy (Lumen/W) | Luminaire Efficacy (Lumen/W) |
|---------------|----------------------|-------------|-------------|---------------------------|------------------------------|
| 122842 | 1110 | 13.2 | 3000 | 84 | 78.1 |
| 122844 | 1250 | 13.2 | 4000 | 95 | 88.4 |
| 122846 | 2000 | 21.5 | 3000 | 93 | 86.5 |
| 122848 | 2000 | 19.4 | 4000 | 103 | 95.8 |
| 122850 | 3000 | 33.3 | 3000 | 90 | 83.7 |
| 122852 | 3000 | 28.8 | 4000 | 104 | 96.7 |

| Code | Description |
|-------------|---|
| /EM | Emergency version |
| /DIM | Dimmable version (SwitchDIM, DSI, DALI) |

IP20

CUT-OUT
176MM

VOID DEPTH
102MM

CLASS II
DOUBLE
INSULATED

- Adjustable LED gimbal
- Tridonic SLE module
- Multi-faceted reflector
- Outstanding DLOR of 93%



Theta

High Output Fully Adjustable Display Downlight

| Code | Lumen Output (Lumen) | Wattage (W) | Colour (°K) | System Efficacy (Lumen/W) | Luminaire Efficacy (Lumen/W) |
|---------------|----------------------|-------------|-------------|---------------------------|------------------------------|
| 123874 | 2000 | 21.5 | 3000 | 93 | 79.7 |
| 123876 | 2000 | 19.4 | 4000 | 103 | 87.6 |
| 123878 | 3000 | 33.3 | 3000 | 90 | 76.5 |
| 123880 | 3000 | 28.8 | 4000 | 104 | 88.4 |
| 123882 | 4000 | 45.5 | 3000 | 88 | 74.8 |
| 123884 | 4000 | 38.8 | 4000 | 103 | 87.6 |

| Code | Description |
|-------------|---|
| /EM | Emergency version |
| /DIM | Dimmable version (SwitchDIM, DSI, DALI) |

IP20

CUT-OUT
176MM

VOID DEPTH
165MM

CLASS II
DOUBLE INSULATED



LED

5 YEAR WARRANTY

- Fully adjustable LED Scoop
- Dimming and emergency options
- Multi-faceted reflector
- Die-cast body

Quattro

LED Framelight

| Code | Lumen Output (Lumen) | Wattage (W) | Colour (°K) | System Efficacy (Lumen/W) | Luminaire Efficacy (Lumen/W) |
|---------------|----------------------|-------------|-------------|---------------------------|------------------------------|
| 122300 | 1032 | 13.2 | 3000 | 84 | 78.1 |
| 122304 | 1163 | 13.2 | 4000 | 95 | 88.4 |
| 122308 | 1860 | 21.5 | 3000 | 93 | 86.5 |
| 122312 | 1860 | 19.4 | 4000 | 103 | 95.8 |
| 122316 | 2790 | 33.3 | 3000 | 90 | 83.7 |
| 122320 | 2790 | 28.8 | 4000 | 104 | 96.7 |

| Code | Description |
|-------------|---|
| /EM | Emergency version |
| /DIM | Dimmable version (SwitchDIM, DSI, DALI) |

- Adjustable LED framelight
- Multiple colourway options
- Single, twin and triple versions available
- Flush finished frameless version available



LED

5 YEAR WARRANTY



DISPLAY DOWNLIGHTS

Highlight

Display LED Downlight



| Code | Lumen Output | Colour (°K) | Wattage (W) | Efficacy (Lum/W) |
|--------|--------------|-------------|-------------|------------------|
| 123160 | 920 | 3000 | 13 | 70 |
| 123162 | 940 | 4000 | 13 | 72 |

| Code | Description |
|------|--|
| /EM | Emergency Version |
| /DIM | Dimmable control gear - please specify DALI/DSI/Switch Dim |

IP20
CUT-OUT 87MM
VOID DEPTH 80MM
CLASS II DOUBLE INSULATED

Iota

LED Accent Downlight



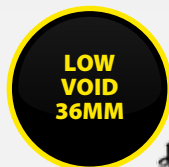
| Code | Lumen Output | Colour (°K) | Wattage (W) | Efficacy (Lum/W) |
|--------|--------------|-------------|-------------|------------------|
| 123212 | 750 | 3000 | 10 | 77 |
| 123214 | 770 | 4000 | 13 | 77 |

| Code | Description |
|------|---|
| /EM | Emergency Version |
| /DIM | Dimmable control gear - please specify DALI/DSI |

IP20
CUT-OUT 62MM
VOID DEPTH 47MM
CLASS II DOUBLE INSULATED

Iona

LED Accent Downlight



| Code | Lumen Output | Colour (°K) | Wattage (W) | Efficacy (Lum/W) |
|--------|--------------|-------------|-------------|------------------|
| 123216 | 920 | 3000 | 13 | 70 |
| 123218 | 940 | 4000 | 13 | 70 |

| Code | Description |
|------|---|
| /EM | Emergency Version |
| /DIM | Dimmable control gear - please specify DALI/DSI |

IP20
CUT-OUT 90MM
VOID DEPTH 36MM
CLASS II DOUBLE INSULATED

KuhLED

Ultra Wide-Beam LED Downlight



| Code | Description | Colour (°K) | Power Usage (Watts) | Lifetime L70/ F10 (hours) |
|--------|--------------------------|-------------|---------------------|---------------------------|
| 121690 | 1600 Lumen LED Downlight | 4000 | 18 | 50,000 |
| 121698 | 2200 Lumen LED Downlight | 4000 | 25 | 50,000 |

| Code | Description |
|---|-------------------------|
| /E | 3 Hour Emergency Module |
| /D | Dimmable version |
| Dimmable versions DALI/DSI/SwitchDIM (0-10V Dimming available to special order) | |

IP54
CUT-OUT 205MM
CLASS II DOUBLE INSULATED

OptiLED

Fire Rated LED Downlight System



“ All the downlights I have ever installed over the years have been an absolute bane, so what makes you think you can reverse the habit of a lifetime? Yours have nice large terminal blocks, good spring clips and the lamp retainer ring is easy to remove and easy to put back. ”

Mr N - Electrician

| Code | Description | Wattage (W) | Initial Lumen Output (Lumen) | Colour | Colour Temp. (°K) | Beam Angle (degrees) | Rated Life (Hours) | Replaces |
|--------|---------------------------------------|-------------|------------------------------|----------------|-------------------|----------------------|--------------------|-----------------|
| 117325 | GU10 Lamp | 5 | 450 | Warm White | 3000 | 45 | 30,000 | 50W 12V Halogen |
| 117327 | GU10 Lamp | 5 | 450 | Cool White | 4000 | 45 | 30,000 | 50W 12V Halogen |
| 117329 | GU10 Lamp | 5 | 450 | Daylight White | 6000 | 45 | 30,000 | 50W 12V Halogen |
| 120760 | Fixed Satin Stainless Twist+Lock | - | - | - | - | - | - | - |
| 120762 | Fixed White Twist+Lock | - | - | - | - | - | - | - |
| 120764 | Fixed Chrome Twist+Lock | - | - | - | - | - | - | - |
| 120772 | Adjustable Satin Stainless Twist+Lock | - | - | - | - | - | - | - |
| 120774 | Adjustable White Twist+Lock | - | - | - | - | - | - | - |
| 120776 | Adjustable Chrome Twist+Lock | - | - | - | - | - | - | - |
| 120766 | IP65 Satin Stainless Twist+Lock | - | - | - | - | - | - | - |
| 120768 | IP65 White Twist+Lock | - | - | - | - | - | - | - |
| 120770 | IP65 Chrome Twist+Lock | - | - | - | - | - | - | - |

| Code | Description |
|--|--|
| COMPATIBLE DIMMERS - PLATE SYSTEM | |
| 117440 | OptiLED 1G White Plate Dimmer |
| 117441 | OptiLED 2G White Plate Dimmer |
| 117442 | OptiLED 3G White Plate Dimmer |
| 117443 | OptiLED 4G White Plate Dimmer |
| 117475 | Box Fix Dimmer Module |
| COMPATIBLE DIMMERS - GRID SYSTEM | |
| 117477 | MK Gridplus Dimmer |
| 117481 | White Grid Kit (Allows 117477 to work with the following grid systems) |
| CRABTREE, GET, DETA, MEM, BG, WANDSWORTH, HAMILTON | |

| Code | Description |
|------|---------------------------|
| /EM | Emergency conversion pack |

- 30,60, & 90 minute fire rating
- Twist and lock bezel to IP20 downlights
- Dimmable via Varilight V-Pro dimmers
- Daylight, cool white and warm white versions

**IP20/
IP65**

CUT-OUT
FIXED=74MM ADJUSTABLE=84MM
IP65 VERSION=71MM

**VOID
DEPTH**
145MM

CLASS I
MUST BE
EARTHED



PROJECT FOCUS

Reception Area
Luminaire: OptiLED Downlights

PolkaPLUS

CFL Downlights



| Code | Description | Lamp Type | Cut-Out Dimension (mm) | Overall Depth of Fitting (mm) |
|---------------|--|--|------------------------|-------------------------------|
| 120100 | 1x26,32 or 42W CFL Downlight | 26W PL-C, 26W PL-T, 32W PL-T or 42W PL-T | 176 | 105 |
| 120102 | 1x26,32 or 42W CFL Downlight with LED Emergency | 26W PL-C, 26W PL-T, 32W PL-T or 42W PL-T | 176 | 105 |
| 120104 | 2x26W CFL Downlight | 26W PL-C | 176 | 105 |
| 120106 | 2x26W CFL Downlight with LED Emergency | 26W PL-C | 176 | 105 |
| 120200 | 2x26,32 or 42W CFL Downlight | 26W PL-C, 26W PL-T, 32W PL-T or 42W PL-T | 222 | 105 |
| 120202 | 2x26,32 or 42W CFL Downlight with LED Emergency | 26W PL-C, 26W PL-T, 32W PL-T or 42W PL-T | 222 | 105 |
| 106072 | Mounting backboard with 176mm Cut-out to support downlight when mounted in a soft ceiling tile | | | |
| 113424 | Mounting backboard with 225mm Cut-out to support downlight when mounted in a soft ceiling tile | | | |

| Luminaire Type | Touch +DALI (Optional Switch-DIM or DALI Control) | Analogue 1-10V Dimmable | DSI Dimming |
|-----------------------------|---|-------------------------|------------------|
| | Dims from 1-100% | Dims from 1-100% | Dims from 3-100% |
| 1x26W, 32W or 42W | 120108 | 120116 | 120124 |
| 1x26W, 32W or 42W Emergency | 120110 | 120118 | 120126 |
| 2x26W | 120112 | 120120 | 120128 |
| 2x26W Emergency | 120114 | 120122 | 120130 |
| 2x26W, 32W or 42W | 120204 | 120208 | 120212 |
| 2x26W, 32W or 42W Emergency | 120206 | 120210 | 120214 |

- 500mm LSF supply lead
- Low glare, anodised specular reflector
- European branded control gear
- Multiple dimming options available
- Full range of attachments available

**IP20/
IP44/
IP65**

**CUT-OUT
176MM**

**VOID DEPTH
145MM(105MM WITH CONTROL
UNIT REMOVED)**

**CLASS I
MUST BE
EARTHED**

DISPLAY DOWNLIGHTS



120132 176mm Etched Outer Drop Glass

120216 222mm Etched Outer Drop Glass



120136 176mm Etched Centre Drop Glass

120220 222mm Etched Centre Drop Glass



120138 176mm Etched Halo Drop Glass

120222 222mm Etched Halo Drop Glass



120134 176mm Frosted Drop Glass

120218 222mm Frosted Drop Glass

For IP44 seal, remove stand-off pins and fit full glass directly to bezel



120140 176mm Meshsided Drop Glass with Etched Outer Glass

120224 222mm Meshsided Drop Glass with Etched Outer Glass



120142 176mm Meshsided Drop Glass with Etched Centre Glass

120226 222mm Meshsided Drop Glass with Etched Centre Glass



120144 176mm Meshsided Drop Glass with Etched Halo Glass

120228 222mm Meshsided Drop Glass with Etched Halo Glass



120146 176mm Meshsided Drop Glass with Fully Frosted Glass

120230 222mm Meshsided Drop Glass with Fully Frosted Glass



120160 176mm Polycarbonate Clear Di user

120244 222mm Polycarbonate Clear Diffuser



120162 176mm Polycarbonate Opal Di user

120246 222mm Polycarbonate Opal Diffuser



120154 176mm Clear IP65 Glass

120238 222mm 222mm Clear IP65 Glass




120132 176mm Etched Outer Drop Glass

120216 222mm Etched Outer Drop Glass

For IP44 seal, remove stand-off pins and fit full glass directly to bezel

DON'T FORGET...
MOUNTING BACKBOARDS

Perfect for mounting into soft ceiling tiles



SEE PAGE 67

Rho LED

Suspended Luminaire

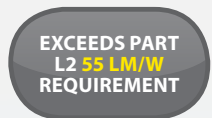


| Code | Description | Output Colour | Luminaire Lumen Output | LED Lumen Output | Colour Temp (°K) | Luminaire Wattage (W) | LED Wattage (W) | Section Size (mm) | Weight (kg) |
|---------------|----------------------------|---------------|------------------------|------------------|------------------|-----------------------|-----------------|-------------------|-------------|
| 123250 | 1208mm Suspended Luminaire | Cool white | 2300 | 4900 | 4000 | 38 | 31 | 90Hx80W | 3.5 |
| 123252 | 1208mm Suspended Luminaire | Cool white | 3200 | 5400 | 4000 | 51 | 44 | 90Hx80W | 3.5 |

| Code | Description |
|-------------|---|
| /EM | Emergency Version |
| /DIM | Dimmable control gear - please specify DALI/DSI/ Switch Dim/0-10V |

| Code | Description |
|---------------|---|
| 123262 | Coupler |
| 123264 | End Cap |
| 123266 | Suspension Hanger |
| 123268 | Suspension Hanger - Grey Rose + Flex Outlet |
| 123270 | Suspension Hanger - Grey Rose Only |

- Energy efficient LED solution
- Grey aluminium profile
- Opal plexiglass diffuser (PLX)
- Aesthetically pleasing linear finish



Rho LED

Recessed Luminaire



| Code | Description | Output Colour | Lumen Output | LED Lumen Output | Colour Temp (°K) | Luminaire Wattage (W) | LED Wattage (W) | Section Size (mm) | CRI (Ra) | Weight (kg) | Cut-Out (mm) |
|---------------|---------------------------|---------------|--------------|------------------|------------------|-----------------------|-----------------|-------------------|----------|-------------|--------------|
| 123254 | 1232mm Recessed Luminaire | Cool white | 2300 | 3800 | 4000 | 51 | 31 | 118Hx104W | >80 | 3.5 | 1210x90 |
| 123256 | 1232mm Recessed Luminaire | Cool white | 3200 | 5400 | 4000 | 38 | 44 | 118Hx104W | >80 | 3.5 | 1210x90 |

| Code | Description |
|-------------|--|
| /EM | Emergency Version |
| /DIM | Dimmable control gear - please specify DALI/DSI/Switch Dim/0-10V |

- Grey aluminium profile
- Wide beam angle
- Aesthetically pleasing flush finish
- Energy efficient LED solution

| | | | |
|-------------|-----------------------------|----------------------------|-----------------------------------|
| IP20 | CUT-OUT 1210X90MM | VOID DEPTH 118MM | CLASS I MUST BE EARTHED |
|-------------|-----------------------------|----------------------------|-----------------------------------|

EXCEEDS PART L2 55 LM/W REQUIREMENT



Zeta

Premium LG7 Suspended Up/Down Luminaire



“ The uplight effect on the ceiling looks really classy. ”

Mr M - Electrical Installer



| Code | Description | Overall Length (mm) | Mounting Centres | Width (mm) | Depth (mm) |
|--------|----------------------------|---------------------|------------------|------------|------------|
| 120840 | Zeta 2x28W/2x54W | 1300 | 1205 | 182 | 49 |
| 120848 | Zeta 2x28W/2x54W | 1300 | 1205 | 182 | 49 |
| 120844 | Zeta 2x35W/2x49W/2x80W | 1600 | 1505 | 182 | 49 |
| 120852 | Zeta 2x35W/2x49W/2x80W | 1600 | 1505 | 182 | 49 |
| 120856 | Zeta 2 wire suspension kit | | | | |

| Code | Description |
|------------|--|
| DIM | Dimmable - please specify DALI/DSI/Switch Dim/0-10V |
| /SG | Single T5 Lamp |
| /DL | Downlight only - no uplight component |
| /LK | Continuously linked luminaire (Please provide layout schematic to enable project - specific quotation) |

- Powerful up and down light output ensures compliance with CIBSE LG7 recommendations
- Aesthetically pleasing slim-line construction
- Mounted via wire suspensions
- Ideal for use in areas with no suspended ceiling





PROJECT FOCUS

Learning Centre

Luminaire: Zeta Continuous

Lance LED


LED Prismatic Surface Mount Luminaire

| Code | Length (mm) | Lumen Output (Lumens) | Luminaire Wattage (W) | Luminaire Efficacy (Lum/W) |
|---------------|-------------|-----------------------|-----------------------|----------------------------|
| 121966 | 1250 | 3780 | 40 | 95 |
| 121967 | 1250 | 5600 | 60 | 93 |
| 121970 | 1550 | 4800 | 50 | 96 |
| 121974 | 1550 | 6800 | 72 | 94 |

4000K as standard

| Code | Description |
|---------------|----------------------------|
| /5000K | LED Daylight colour output |
| 121980 | Suspension kit |

| Code | Description |
|-------------|---|
| /EM | Emergency Version |
| /DIM | Dimmable control gear - please specify DALI/DSI/0-10V |
| /MW | Integral microwave motion sensor |



LED

5 YEAR WARRANTY

- Slimline surface luminaire
- Integral sensors available
- Pressed steel chassis coated white
- Attractive polycarbonate diffuser

IP40

**CLASS I
MUST BE EARTHED**


Lance T5

T5 Surface Mount Luminaire

| Code | Type | Lumen Output (Lumens) | Length (mm) | Luminaire Efficacy (Lum/W) |
|---------------|------------|-----------------------|-------------|----------------------------|
| 123350 | 1 x 28W T5 | 2144 | 1250 | 67 |
| 123352 | 1 x 54W T5 | 3599 | 1250 | 61 |
| 123354 | 2 x 28W T5 | 4060 | 1250 | 65 |
| 123356 | 2 x 54W T5 | 6790 | 1250 | 60 |
| 123358 | 1 x 35W T5 | 2613 | 1550 | 67 |
| 123360 | 1 x 49W T5 | 3445 | 1550 | 65 |
| 123362 | 2 x 35W T5 | 5040 | 1550 | 65 |
| 123364 | 2 x 49W T5 | 6790 | 1550 | 61 |

| Code | Description |
|---------------|----------------------------|
| /5000K | LED Daylight colour output |
| 121980 | Suspension kit |

| Code | Description |
|-------------|---|
| /EM | Emergency Version |
| /DIM | Dimmable control gear - please specify DALI/DSI/0-10V |
| /MW | Integral microwave motion sensor |



T5

5 YEAR WARRANTY

- Slimline surface luminaire
- Integral sensors available
- Pressed steel chassis coated white
- Attractive polycarbonate diffuser

IP40

**CLASS I
MUST BE EARTHED**

Stylelight

Indirect LG7 Surface/ Suspended Luminaire

| Code | Description | Overall Length (mm) |
|-----------------------|-----------------------------------|---------------------|
| T8 Stylelight | | |
| 115062 | 2x36W T8 HF | 1266 |
| 115064 | 2x58W T8 HF | 1566 |
| 115066 | 2x70W T8 HF | 1826 |
| T5 Slotted Stylelight | | |
| 115080 | 2x28W T5 HF | 1212 |
| 115082 | 2x54W T5 HF | 1212 |
| 115084 | 2x35W T5 HF | 1512 |
| 115086 | 2x49W T5 HF | 1512 |
| T5 Slotted Stylelight | | |
| 115100 | 2x35W T5 HF | 1512 |
| 115102 | 2x49W T5 HF | 1512 |
| 115120 | 2 Wire Suspension Kit 1.35 Length | |

IP20

**CLASS I
MUST BE
EARTHED**



| Code | Description |
|-------------|--|
| /EM | Emergency Version |
| /DIM | Dimmable control gear - please specify DALI/DSI/Switch Dim/0-10V |

- Indirect light output ensures compliance with CIBSE LG7 recommendations
- Gloss white powdercoated finish
- Powder coated white body
- Provides upward light contributing to LG7
- Dimmable options also available to special order

Alpha-Linear Cat. 2

Surface Luminaire

| Code | Description |
|---------------|-------------------------|
| 114970 | 1 x 36W T8, 1200mm long |
| 114972 | 2 x 36W T8, 1200mm long |
| 114974 | 1 x 58W T8, 1500mm long |
| 114976 | 2 x 58W T8, 1500mm long |
| 114978 | 1 x 70W T8, 1800mm long |
| 114980 | 2 x 70W T8, 1800mm long |

| Code | Description |
|-------------|-------------------------------|
| /EM | Integral emergency conversion |
| /SUS | Suspension kit |

IP20


**CLASS I
MUST BE
EARTHED**



- Aesthetically pleasing chamfered edge body
- Body constructed from white coated steel.
- Leading brand high frequency control gear
- Lift and tilt wedge louvre

T5 Linklight


Fittings



| Code | Description |
|---------------|------------------------------|
| 113120 | 6W T5 Linklight 267mm Long |
| 113122 | 8W T5 Linklight 343mm Long |
| 113124 | 14W T5 Linklight 604mm Long |
| 113126 | 18W T5 Linklight 640mm Long |
| 113128 | 21W T5 Linklight 904mm Long |
| 113130 | 24W T5 Linklight 948mm Long |
| 113132 | 28W T5 Linklight 1204mm Long |
| 113134 | 32W T5 Linklight 1250mm Long |
| 113136 | 35W T5 Linklight 1505mm Long |

Linklight supplied with 3400K white tube as standard

Leads




| Code | Description |
|---------------|-------------------------------|
| 113140 | 250mm T5 Linklight Link Lead |
| 113142 | 500mm T5 Linklight Link Lead |
| 113144 | 1000mm T5 Linklight Link Lead |



T5 Linklight Replacement Tubes

| Code | Description |
|---------------|------------------------------------|
| 113150 | 6W T5 Linklight Tube - White |
| 113152 | 8W T5 Linklight Tube - White |
| 113154 | 14W T5 Linklight Tube -White |
| 113156 | 18W T5 Linklight Tube -White |
| 113158 | 21W T5 Linklight Tube -White |
| 113160 | 24W T5 Linklight Tube -White |
| 113162 | 28W T5 Linklight Tube -White |
| 113164 | 32W T5 Linklight Tube -White |
| 113166 | 35W T5 Linklight Tube -White |
| 113170 | 6W T5 Linklight Tube - Warm White |
| 113172 | 8W T5 Linklight Tube - Warm White |
| 113174 | 14W T5 Linklight Tube - Warm White |
| 113176 | 18W T5 Linklight Tube - Warm White |
| 113178 | 21W T5 Linklight Tube - Warm White |
| 113180 | 24W T5 Linklight Tube - Warm White |
| 113182 | 28W T5 Linklight Tube - Warm White |
| 113184 | 32W T5 Linklight Tube - Warm White |
| 113186 | 35W T5 Linklight Tube - Warm White |



| Code | Description |
|---------------|------------------------------------|
| 113190 | 6W T5 Linklight Tube - Cool White |
| 113192 | 8W T5 Linklight Tube - Cool White |
| 113194 | 14W T5 Linklight Tube - Cool White |
| 113196 | 18W T5 Linklight Tube - Cool White |
| 113198 | 21W T5 Linklight Tube - Cool White |
| 113200 | 24W T5 Linklight Tube - Cool White |
| 113202 | 28W T5 Linklight Tube - Cool White |
| 113204 | 32W T5 Linklight Tube - Cool White |
| 113206 | 35W T5 Linklight Tube - Cool White |

Batten Fittings

High Frequency T8



| Code | Description |
|--------|----------------------|
| 115280 | 1 x 36W, 1200mm long |
| 115282 | 2 x 36W, 1200mm long |
| 115284 | 1 x 58W, 1500mm long |
| 115286 | 2 x 58W, 1500mm long |
| 115288 | 1 x 70W, 1800mm long |
| 115290 | 2 x 70W, 1800mm long |

Excludes tubes

| Code | Description |
|------|----------------------|
| /EM | Emergency conversion |

IP20

CLASS I
MUST BE
EARTHED

High Frequency T5



| Code | Description |
|--------|-----------------------------------|
| 115320 | 1 x 28W, 1200mm long |
| 115322 | 2 x 28W, 1200mm long |
| 115324 | 1 x 54W, high output, 1200mm long |
| 115326 | 2 x 54W, high output, 1200mm long |
| 115328 | 1 x 35W, 1500mm long |
| 115330 | 2 x 35W, 1500mm long |
| 115332 | 1 x 49W, high output, 1500mm long |
| 115334 | 2 x 49W, high output, 1500mm long |

Excludes tubes

| Code | Description |
|------|----------------------|
| /EM | Emergency conversion |

IP20

CLASS I
MUST BE
EARTHED

FEATURED PRODUCT

**COST
EFFECTIVE**

**BEST
SELLER**

CLICK ROUND EDGE ACCESSORIES

FREE SAMPLE?

Contact us today on
0845 381 0845



Lighting and Fittings Surface/Suspended

Polo

Halo-Effect Bulkhead

| Code | Type | Wattage (W) | Diameter (mm) | Depth (mm) |
|--------|----------------------------|-------------|---------------|------------|
| 123610 | 2D - Standard | 28 | 525 | 122 |
| 123612 | 2D - Emergency | 28 | 525 | 122 |
| 123614 | 2D - Standard | 38 | 525 | 122 |
| 123616 | 2D - Emergency | 38 | 525 | 122 |
| 123618 | T5 - Standard | 40 | 525 | 122 |
| 123620 | T5 - Emergency | 40 | 525 | 122 |
| 123622 | 1700 Lumen LED - Standard | 10 | 525 | 122 |
| 123624 | 1700 Lumen LED - Emergency | 10 | 525 | 122 |
| 123626 | 3150 Lumen LED - Standard | 20 | 525 | 122 |
| 123628 | 3150 Lumen LED - Emergency | 20 | 525 | 122 |
| 123630 | 3900 Lumen LED - Standard | 20 | 525 | 122 |
| 123632 | 3900 Lumen LED - Emergency | 20 | 525 | 122 |

LED colour 4000K cool white as standard

| Code | Description |
|------|-------------------------|
| /WH | White powder coated rim |
| /SC | Brushed steel rim |
| /PC | Polished chrome rim |



| Code | Description |
|------|--|
| /DIM | Dimmable - Please specify DALI/DSI/0-10V/SwitchDIM |

- Halo backspill feature
- Injection moulded polycarbonate base
- Polycarbonate opal diffuser
- Exclusive metal finishing ring

| | | | |
|-------------|----------------------------------|-------------------------------------|--------------------------------------|
| IP20 | SIZE 525MM DIAMETER | VOID DEPTH 122MM DEEP | CLASS I MUST BE EARTHED |
|-------------|----------------------------------|-------------------------------------|--------------------------------------|

Discus

Decorative Bulkhead

| Code | Type | Size (mm) Diameter x Depth | Wattage (W) | Lumen Output (Lumen) | Replaces |
|--------|-----------------|----------------------------|-------------|----------------------|----------|
| 123432 | LED | 435 x 105 | 14 | 1680 | 28W 2D |
| 123434 | LED | 435 x 105 | 20 | 2520 | 38W 2D |
| 123436 | LED | 525 x 121 | 34 | 3750 | 55W 2D |
| 123438 | 2D Fluorescent | 435 x 105 | 28 | - | |
| 123440 | 2D Fluorescent | 435 x 105 | 38 | - | |
| 123442 | 2D Fluorescent | 525 x 121 | 55 | - | |
| 123444 | PLC Fluorescent | 525 x 121 | 2x26 | - | |

LED colour 4000K cool white as standard

| Code | Description |
|------|---|
| /EM | Emergency Version |
| /DIM | Dimmable version - please specify DALI/DSI/0-10V/Switch-DIM |
| /MW | Integral microwave motion sensor |

| Code | Description |
|------|----------------------|
| /CHR | Optional chrome trim |
| /RB | Recessing bracket |



- Steel base
- Trim available in powder coated white or chrome plated
- Opal polycarbonate diffuser
- Recessing bracket available

| | |
|-------------|--------------------------------------|
| IP20 | CLASS I MUST BE EARTHED |
|-------------|--------------------------------------|

CIRCULAR BULKHEADS

Venus

IP65 Bulkhead

| Code | Type | Size (mm) Diameter x Depth | Wattage (W) | Lumen Output (Lumen) |
|--------|----------------|----------------------------------|-------------|-------------------------|
| 123542 | LED | 325 x 100 | 14 | 1680 |
| 123544 | 2D Fluorescent | 270 x 100 | 16 | - |
| 123546 | 2D Fluorescent | 325 x 100 | 28 | - |

| Code | Description |
|------|---|
| /EM | Emergency version |
| /DIM | Dimmable control gear - please specify DALI/DSI/0-10V/SwitchDIM |
| /MW | Integral microwave sensor |

LED colour 4000K cool white as standard

| | |
|-------------|--|
| IP65 | CLASS I MUST BE EARTHED |
|-------------|--|



- IP65 as standard
- Twist off polycarbonate diffuser
- Available with LED or fluorescent control
- Presence detection options available

Fern Howard Bulkheads


Columbus Combi
Round 16W 2D



| Code | Description |
|--------|--|
| 105260 | Black/white combi base, clear diffuser |
| 105262 | Black/white combi base, opal diffuser |

| | | | |
|-------------|------------------------------------|-------------------------------------|--|
| IP65 | SIZE 218MM DIAMETER | VOID DEPTH 95MM DEEP | CLASS I MUST BE EARTHED |
|-------------|------------------------------------|-------------------------------------|--|

Trojan Square 2D



| Code | Description |
|--------|--|
| 105280 | Black base, clear diffuser, 28W 2D lamp inc. |
| 105282 | White base, clear diffuser, 28W 2D lamp inc. |
| 105284 | Emergency gear tray 16W, to fit Trojan body |
| 105286 | Emergency gear tray 28W, to fit Trojan body |

| | | |
|-------------|--------------------------------------|--|
| IP65 | SIZE 254 X 254 X 95MM | CLASS I MUST BE EARTHED |
|-------------|--------------------------------------|--|

Trojan Round 28W 2D



| Code | Description |
|--------|---|
| 105272 | Black base, clear diffuser |
| 105273 | Black base, clear diffuser, inc. emergency gear |
| 105274 | Black base, opal diffuser |
| 105275 | Black base, opal diffuser, inc. emergency gear |
| 105276 | White base, clear diffuser |
| 105277 | White base, clear diffuser, inc. emergency gear |
| 105278 | White base, opal diffuser |
| 105287 | White base, opal diffuser, inc. emergency gear |

| | | | |
|-------------|------------------------------------|-------------------------------------|--|
| IP65 | SIZE 296MM DIAMETER | VOID DEPTH 95MM DEEP | CLASS I MUST BE EARTHED |
|-------------|------------------------------------|-------------------------------------|--|

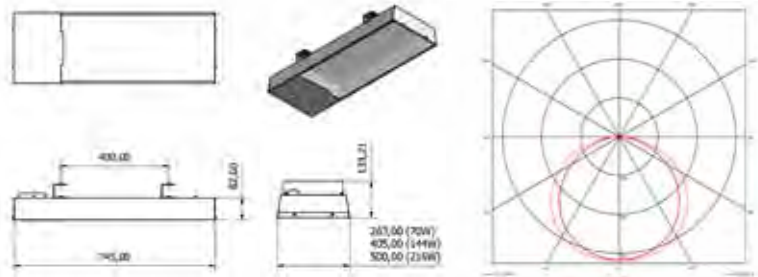
Lynx

LEDBAY

LED

5 YEAR WARRANTY

“It’s great, we get so many customers stop at the reception on their way out and tell us what a massive improvement it is.”



| Code | Description | Power Usage (W) | Output Colour (°K) | Size (mm) | Suggested Discharge Replacement | Efficacy (Lumen/Watt) |
|---------------|-------------------------|-----------------|--------------------|----------------|---------------------------------|-----------------------|
| 121900 | 7680 Lumen Lynx LEDBAY | 80 | 5000 | 745 x 263 x 82 | 150W/250W HQI/SON | 96 |
| 121904 | 11520 Lumen Lynx LEDBAY | 120 | 5000 | 745 x 405 x 82 | 150W/250W HQI/SON | 96 |
| 121908 | 15360 Lumen Lynx LEDBAY | 155 | 5000 | 745 x 405 x 82 | 400W HQI/SON | 99 |
| 121912 | 19200 Lumen Lynx LEDBAY | 190 | 5000 | 745 x 500 x 82 | 400W HQI/SON | 101 |
| 121918 | 23040 Lumen Lynx LEDBAY | 230 | 5000 | 745 x 500 x 82 | 400W HQI/SON | 100 |

| Code | Description |
|--------------------|--|
| /E | 3 Hour Emergency Module |
| /D | Daylight dimming/Other dimming control system |
| /8M Sensor | Microwave occupancy sensor for use up to 8m mounting height |
| /16M Sensor | Microwave occupancy sensor for use up to 16m mounting height |

Please specify DALI/DSI/Switch Dim/Daylight linking for Dimmable options

- 5 Year warranty
- High efficiency Nichia LED modules
- Ideal for illuminating large areas efficiently
- Replacement for traditional highbay and lowbay luminaires

IP20 (IP44 OPTION)

CLASS I MUST BE EARTHED

EXCEEDS PART L2 55 LM/W REQUIREMENT



ECA ETL COMPLIANT

Cortez

High Performance T5 Luminaire

| Code | Description | Wattage (W) | Length (mm) | Width (mm) | Depth (mm) |
|---------------|-------------------------|-------------|-------------|------------|------------|
| 125400 | High Level T5 Luminaire | 4x54 T5 | 1210 | 259 | 104 |
| 125402 | High Level T5 Luminaire | 4x49 T5 | 1510 | 259 | 104 |
| 125404 | High Level T5 Luminaire | 4x80 T5 | 1510 | 259 | 104 |

| Code | Description |
|---------------|------------------------------------|
| /E | Emergency version |
| /PIR8 | 8M Programmable PIR (CP EBMPIR-MB) |
| /PIR15 | 15M Programmable PIR (CP EBDHS) |

Dimmable presence sensors and control gear available on request

| Code | Description |
|------------|---------------------|
| /PC | Polycarbonate cover |
| /WG | Wire guard |

IP20

**CLASS I
MUST BE
EARTHED**



- Branded high frequency control gear
- Polycarbonate diffuser/wire guards available

Suitable for a variety of mounting methods:

- Chain suspension
- Lighting trunking
- On to besa boxes



PROJECT FOCUS

School Hall
Luminaire: Lynx LEDBAY

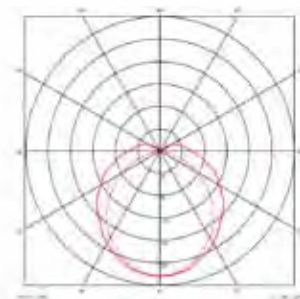
IBEX

IP65 industrial Luminaire



“ I like the fact that the opal diffuser gives a very wide spread and you get a good spill of light onto the walls. ”

Mr M - Project Manager



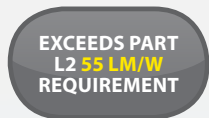
| Code | Length | Wattage (W) | Suggested Fluorescent Replacement | Light Output (Lumen) | Output Colour (°K) | Width/Depth (mm) | Screw Fixing Centres | No. of Diffuser Clips |
|---------------|------------|-------------|-----------------------------------|----------------------|--------------------|------------------|----------------------|-----------------------|
| 121444 | 2ft 670mm | 20 | 2x 18W | 2160 | 5000 | 160W x 100D | 50 x 467 mm | 3 Pairs |
| 121450 | 4ft 1270mm | 40 | 2x 36W | 4320 | 5000 | 160W x 100D | 50 x 947 mm | 5 Pairs |
| 121452 | 4ft 1270mm | 60 | | 6450 | 5000 | 160W x 100D | 50 x 947 mm | 5 Pairs |
| 121458 | 5ft 1570mm | 50 | | 5400 | 5000 | 160W x 100D | 50 x 1140 mm | 6 Pairs |
| 121460 | 5ft 1570mm | 70 | 2x 58W | 7700 | 5000 | 160W x 100D | 50 x 1140 mm | 6 Pairs |
| 121466 | 6ft 1870mm | 60 | | 6480 | 5000 | 160W x 100D | 50 x 1399 mm | 7 Pairs |
| 121468 | 6ft 1870mm | 90 | 2x 70W | 9720 | 5000 | 160W x 100D | 50 x 1399 mm | 7 Pairs |

| Code | Description |
|-------------------|---|
| /E | 3 Hour Emergency Module |
| /8M sensor | Microwave occupancy sensor for use up to 8m mounting height |
| /C | Corridor Function |
| /DIM | Dimming control gear |

Please specify DALI/DSI/Switch Dim/Daylight linking

| Code | Description |
|--------------------|---|
| As Standard | Supplied with stainless steel plates for surface mounting without penetrating fitting |
| As Standard | Hooks provided for suspension applications |
| 121474 | Stainless steel clips (Pair) |
| 121476 | Suspension hanger (2 Required per fitting) |

- IP65 Polycarbonate body
- Opalised diffuser/Stylish white body
- 5 Year warranty
- Suitable for surface mounting or suspension





PROJECT FOCUS

Food Processing Facility
Luminaire: IBEX LED



PROJECT FOCUS

Plant room
Luminaire: IBEX LED

Alligator

T5 IP65 Corrosion Resistant Luminaire



| Code | Description | Wattage (W) | Length x Width x Depth (mm) | Fixing Centres (mm) |
|--------|---------------------------------|-------------|-----------------------------|---------------------|
| 117482 | Alligator single tube | 1 x 28 | 1210 x 65 x 80 | 670 |
| 117486 | Alligator single tube | 1 x 35 | 1510 x 65 x 80 | 780 |
| 117488 | Alligator single tube | 1 x 49 | 1510 x 65 x 80 | 780 |
| 117487 | Alligator single tube emergency | 1 x 35 | 1510 x 65 x 80 | 780 |
| 117489 | Alligator single tube emergency | 1 x 49 | 1510 x 65 x 80 | 780 |
| 117474 | Alligator twin tube | 2 x 28 | 1210 x 104 x 80 | 670 |
| 117476 | Alligator twin tube | 2 x 54 | 1210 x 104 x 80 | 670 |
| 117478 | Alligator twin tube | 2 x 35 | 1510 x 104 x 80 | 780 |
| 117480 | Alligator twin tube | 2 x 49 | 1510 x 104 x 80 | 780 |
| 117494 | Alligator twin tube emergency | 2 x 35 | 1510 x 104 x 80 | 780 |
| 117496 | Alligator twin tube emergency | 2 x 49 | 1510 x 104 x 80 | 780 |

Sensor/dimmable versions available on request



Corrosion Resistant

T8 IP65 Corrosion Resistant Luminaire



| Code | Description |
|--------|----------------------|
| 115420 | 1 x 36W, 1200mm long |
| 115422 | 2 x 36W, 1200mm long |
| 115424 | 1 x 58W, 1500mm long |
| 115426 | 2 x 58W, 1500mm long |
| 115428 | 1 x 70W, 1800mm long |
| 115330 | 2 x 70W, 1800mm long |

| Code | Description |
|------|----------------------|
| /EM | Emergency conversion |



Discharge Highbays



| Code | Description |
|--------|------------------------|
| 115520 | 250W SON lamp included |
| 115522 | 250W HQI lamp included |
| 115524 | 400W SON lamp included |
| 115526 | 400W HQI lamp included |
| 115528 | Glass safety cover |



Discharge Lowbays



| Code | Description |
|--------|------------------------|
| 115540 | 250W SON lamp included |
| 115542 | 250W HQI lamp included |
| 115544 | 400W SON lamp included |
| 115546 | 400W HQI lamp included |
| 115548 | Glass safety cover |





PROJECT FOCUS

Food Production Facility
Luminaire: Alligator T5



PROJECT FOCUS

Engineering Workshop
Luminaire: Metal Halide Highbay

Kappa

3W NM3 LED recessed downlight

- Bi-Colour LED indicator
- Non –maintained led head
- Flexible slim line battery pack
- Discreet design fits through 35mm cutout

| | | | |
|-------------|------------------------|---------------------------|-------------------------------------|
| IP20 | CUT-OUT 35MM | VOID DEPTH 29MM | CLASS II DOUBLE INSULATED |
|-------------|------------------------|---------------------------|-------------------------------------|

| Code | Description |
|---------------|----------------------------|
| 121930 | NM3 3W emergency downlight |
| 121932 | M3 3W emergency downlight |



| Code | Description |
|------------|---------------------------|
| /BL | Powdercoated black option |

DON'T FORGET... IN-LINE CONNECTORS


The perfect junction box for these downlights - fits through a 35mm cut-out



SEE PAGE 92

Onyx

IP65 emergency surface bulkhead



- IP65 Polycarbonate construction
- Supplied with self-adhesive legend kit
- Cost-effective emergency solution
- Surface mounting
- Can be used for exterior applications

| Code | Description | Wattage (W) | Lumen Output (Lumen) | Emergency Type |
|---------------|-------------------------|-------------|----------------------|----------------|
| 121512 | 3W IP65 LED M3 Bulkhead | 3 | 124 | M3 |

| | | |
|-------------|-------------------------------------|-----------------------------------|
| IP65 | SIZE 352MM X 110MM X 55MM | CLASS I MUST BE EARTHED |
|-------------|-------------------------------------|-----------------------------------|



Topaz LED twinspace

Industrial emergency luminaire

- Robust metal enclosure
- High lumen output
- Adjustable head polycarbonate floodlights
- Eliminates maintenance problems associated with short-life halogen lamps

| Code | Description | Wattage (W) | Lumen Output (Lumen) | Colour Temp. (°K) |
|---------------|---------------------------|-------------|----------------------|-------------------|
| 121510 | 2x3W LED NM3 Twinspace | 6 | 207 | 6500 |

IP20

CLASS I
MUST BE
EARTHED



Anaconda - exit sign

Slim modern exit sign

- Available with white or silver-grey surround
- Incorporates downward LEDs at base of sign
- Supplied with all legend options arrow down and arrow left right
- Maintained or non-maintained

| Code | Description | Wattage (W) | Colour Temp. (°K) | Emergency Type |
|---------------|---|-------------|-------------------|----------------|
| 121514 | White 2.6W Slimline LED Exit Sign | 2.6 | 6500 | M3 |
| 121516 | Silver-Grey 2.6W Slimline LED Exit Sign | 2.6 | 6500 | M3 |

IP20

CLASS II
DOUBLE
INSULATED



Anaconda - recessed

Emergency exit signlight



| Code | Description | Wattage (W) | Voltage (V) | Emergency Type |
|--------|--|-------------|-------------|----------------|
| 113238 | Recessed LED exit sign c/w Left/Right and Down legend kits | 8 | 240 | M3 |

| Code | Dimensions (mm) |
|-------------------|-------------------|
| Face Panel | 365L x 126W x 8D |
| Cut-out | 325L x 115W x 85D |
| Blade | 290L x 160H x 7D |

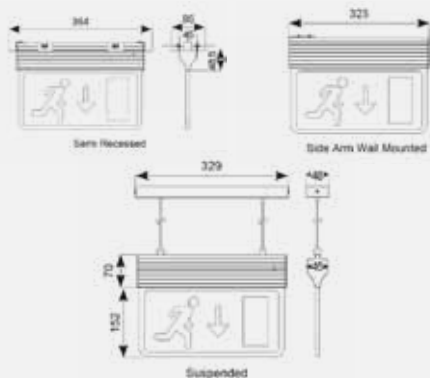
IP20

**CLASS I
MUST BE EARTHED**

- Includes T5 8W tube
- Can be used as maintained/non-maintained
- Includes arrow down & arrow L-R legends
- White powder coated steel body/ polycarbonate legends

Anaconda - hanging

Emergency exit signlight



| Code | Description | Wattage (W) | Colour Temp. (°K) | Emergency Type |
|--------|----------------------------------|-------------|-------------------|----------------|
| 113240 | Signlight with Left-right legend | 2.5 | 6500 | M3 |
| 113241 | Signlight with down legend | 2.5 | 6500 | M3 |

IP20

**CLASS I
MUST BE EARTHED**

- Supplied with fixing kits for all 3 mounting options
- Maintained or Non-Maintained
- 3-in-1 design allows suspension, recessing or side-arm wall mounting
- Slim Design

Blok

Recessed exit sign

| Code | Description | Wattage (W) | Emergency Type |
|---------------|--------------------------------------|-------------|----------------|
| 123722 | Standard Recessed Exit Sign - M3/NM3 | 1 | M3/NM3 |
| 123724 | DALI Recessed Exit Sign - M3/NM3 | 1 | M3/NM3 |

| Code | Description |
|---------------|---------------------------|
| 123728 | Legend - Arrow Down |
| 123730 | Legend - Arrow Left/Right |
| 123732 | Legend - Arrow Up |

IP20

**CLASS I
MUST BE
EARTHED**



- Maintained or non-maintained
- Double sided legends
- DALI version available
- White powder coated sheet steel body

Maxx

Exclusive exit sign

| Code | Description | Wattage (W) | Emergency Type |
|---------------|-------------------------------------|-------------|----------------|
| 123802 | Standard Surface Exit Sign - M3/NM3 | 1 | M3/NM3 |
| 123804 | DALI Surface Exit Sign - M3/NM3 | 1 | M3/NM3 DALI |

| Code | Description |
|---------------|----------------------|
| 123808 | Legend - Arrow Down |
| 123810 | Legend - Arrow Left |
| 123812 | Legend - Arrow Right |
| 123814 | Legend - Arrow up |

IP20

**CLASS I
MUST BE
EARTHED**



- Maintained or non-maintained
- DALI version available
- Internal MIRO reflector
- Central BESA cable entry point

Sharpe

Suspended/surface/
hanging exit sign



| Code | Description | Wattage (W) | Emergency Type |
|---------------|-------------------------------------|-------------|----------------|
| 123762 | Standard Surface Exit Sign - M3/NM3 | 1 | M3/NM3 |
| 123764 | DALI Surface Exit Sign - M3/NM3 | 1 | M3/NM3 DALI |

| Code | Description |
|---------------|--------------------------------|
| 123768 | Mounting Bracket - Ceiling Fix |
| 123770 | Mounting Bracket - Wall Fix |
| 123772 | Mounting Bracket - End Fix |
| 123774 | Suspension Kit |
| 123776 | Legend - Arrow Down |
| 123778 | Legend - Arrow Left/Right |
| 123780 | Legend - Arrow up |

- Maintained or non-maintained
- Brushed aluminium body
- Crystal clear acrylic legend panel
- DALI version available

IP20

CLASS I
MUST BE
EARTHED

Eight great reasons why many of our luminaires use Tridonic control gear...

Why use Tridonic?

1

5 Year warranty on most components

2

Over 650 inventions and more than 2,100 patents

3

Global presence in 73 countries with 30 sales offices or partners

4

UK technical support office and back-up

5

1,970 Employees

6

Established since 1956

7

New products account for more than 52 % of portfolio

8

Fast-track R+D department with over 300 employees keeps apace with developments in the LED market

“ At Tridonic there is never any unfinished business. Or unsolved problems. We devote all our energy to your light. ”

www.tridonic.com

For our complete product range visit www.synergy.gb.net

LED Floodlights

Grey



| Code | Description |
|---------------|-------------------------------|
| 121850 | 10W LED Floodlight 4200K Grey |
| 121852 | 20W LED Floodlight 4200K Grey |
| 121854 | 30W LED Floodlight 4200K Grey |
| 121856 | 50W LED Floodlight 4200K Grey |
| 121858 | 80W LED Floodlight 4200K Grey |

Black



| Code | Description |
|---------------|--------------------------------|
| 121860 | 10W LED Floodlight 4200K Black |
| 121862 | 20W LED Floodlight 4200K Black |
| 121864 | 30W LED Floodlight 4200K Black |
| 121866 | 50W LED Floodlight 4200K Black |
| 121868 | 80W LED Floodlight 4200K Black |

LED PIR Floodlights

Black



| Code | Description |
|---------------|------------------------------|
| 121870 | 10W LED PIR Floodlight 4200K |
| 121872 | 20W LED PIR Floodlight 4200K |
| 121874 | 30W LED PIR Floodlight 4200K |
| 121876 | 50W LED PIR Floodlight 4200K |



DON'T FORGET...
TIMERS & PHOTOCELLS

SEE PAGE 58 & 145

Discharge Floodlights

Slim HQI Floodlights



| Code | Description |
|---------------|---------------------------------|
| 105462 | 70W metal halide lamp included |
| 105464 | 150W metal halide lamp included |

Polycarbonate SON Floodlight




| Code | Description |
|---------------|---------------------------------|
| 105460 | 70W SON lamp included |
| 105461 | 70W SON plus integral photocell |

Discharge Floodlights IP65



| Code | Description |
|---------------|------------------------|
| 115600 | 250W SON lamp included |
| 115602 | 400W SON lamp included |
| 115604 | 250W HQI lamp included |
| 115606 | 400W HQI lamp included |

Floodlight Brackets



| Code | Description |
|---------------|-----------------------------------|
| 105488 | Wall mount, left / right swivel |
| 105490 | Corner mount, fixed |
| 105492 | Corner mount, left / right swivel |
| 105494 | As above, heavy duty version |
| 105496 | Ground mounting spike |
| 105498 | Scaffold pole mount |

Wall Pack Floodlights



| Code | Description |
|---------------|---------------------------------|
| 115620 | 70W SON lamp included |
| 115622 | 70W SON plus integral photocell |
| 115623 | 30W LED Wallpack |
| 115625 | 30W LED Emergency wallpack |

Vitesse System

4 Pole Modules & Plugs

| Code | Reference | Description |
|--------|----------------|--|
| 115860 | VITM4-S | 4 output starter module |
| 115862 | VITM4-E | 4 output extender module |
| 115864 | VITM4-SELVMOD | Separated extra low voltage switching module |
| 115866 | VITM4-LPW | 4 pole white plug |
| 115868 | VITM4-LPR | 4 pole red plug |
| 115870 | VITM44L303100W | 3 pole white plug fitted with 3m 1.0mm 3 core lead |
| 115872 | VITM44L305100W | 3 pole white plug fitted with 5m 1.0mm 3 core lead |
| 115874 | VITM44L403100R | 4 pole red plug fitted with 3m 1.0mm 4 core lead |
| 115876 | VITM44L405100R | 4 pole red plug fitted with 5m 1.0mm 4 core lead |



Hager Klik

Ceiling Roses



| Code | Description |
|--------|---|
| 102818 | PCR2000 - 6A 3 Pin Plug-In Ceiling Rose Set |
| 102822 | PCR2000/2.0 - 6A 3 Pin Plug -In Ceiling Rose Set c/w 2m Ld |
| 102820 | CR64AX 6A - 4 Pin Auxillary Plug-In Ceiling Rose Set |
| 102824 | CR64AX/2.0/PVC - 6A 4 Pin Plug- In Ceiling Rose Set c/w 2m Ld |

KLDS Boxes



| Code | Description |
|--------|--|
| 117670 | Klik KLDS4 4 Way Plug In Lighting Box |
| 117672 | Klik KLDS6 6 Way Plug In Lighting Box |
| 117674 | Klik KLDS8 8 Way Plug In Lighting Box |
| 117676 | Klik KLDS10 10 Way Plug In Lighting Box |
| 117678 | Klik KLDS12 12 Way Plug In Lighting Box |
| 124314 | P22/2.0 3C 0.75mm2 2 Metre PVC Plug and Lead (No rose) |
| 124316 | P22/3.0 3C 0.75mm2 3 Metre PVC Plug and Lead (No rose) |
| 124318 | P22/4.0 3C 0.75mm2 4 Metre PVC Plug and Lead (No rose) |

Transformers / LED Controllers

Electronic Transformers



| Code | Rating | Description |
|--------|--------|--|
| 103446 | 60VA | Standard model with flex leads |
| 103447 | 60VA | Primary disconnection model, pre-wired with plug-in 60VA |
| 103448 | 105VA | Single outlet |
| 103450 | 150VA | Single outlet |
| 103452 | 210VA | Single outlet |

IP68 Electronic Transformers



| Code | Rating | Description |
|--------|--------|-------------|
| 103454 | 60VA | Waterproof |
| 103456 | 105VA | Waterproof |

Toroidal Transformer



| Code | Rating | Description |
|--------|--------|---------------|
| 103462 | 200VA | Single outlet |

12V LED Driver



| Code | Rating | Description |
|--------|--------|------------------------|
| 103464 | 16W | Constant voltage |
| 103466 | 16W | IP68, constant voltage |

PIR Sensors

Timeguard PIR Detector



| Code | Resistive rating | Fluorescent rating | Time Delay Adjustment |
|---------------|------------------|--------------------|-----------------------|
| 105506 | 8A | 2A | 5sec-18min |

Accessory Box PIR



| Code | Resistive rating | Fluorescent rating | Compact Fluorescent Rating | Time Delay Adjustment |
|---------------|------------------|--------------------|----------------------------|-----------------------|
| 105505 | 10A | 6A | 3A | 10sec-30min |

Exterior PIR Detectors



| Code | Description |
|---------------|-------------------------------------|
| 105500 | 1 kW halogen load, 180° view, black |
| 105502 | 1 kW halogen load, 180° view, white |

SlimSensor Green-i



| Code | Resistive rating | Fluorescent rating | Compact Fluorescent Rating | Time Delay Adjustment |
|---------------|------------------|--------------------|----------------------------|-----------------------|
| 115830 | 8A | 4A | 3A | 10s-30min |

SlimSensor IP55 Prewired



| Code | Resistive rating | Fluorescent rating | Compact Fluorescent Rating | Time Delay Adjustment |
|---------------|------------------|--------------------|----------------------------|-----------------------|
| 105504 | 8A | 6A | 3A | 10s-30min |

SlimSensor Wall



| Code | Resistive rating | Fluorescent rating | Compact Fluorescent Rating | Time Delay Adjustment |
|---------------|------------------|--------------------|----------------------------|-----------------------|
| 105503 | 8A | 6A | 3A | 10s-60min |

Microwave Sensors

SlimSensor Microwave



| Code | Resistive rating | Fluorescent rating | Compact Fluorescent Rating | Time Delay Adjustment |
|---------------|------------------|--------------------|----------------------------|-----------------------|
| 115836 | 10A | 10A | 10A | 10s-99min |

SlimSensor Microwave Plus



| Code | Resistive rating | Fluorescent rating | Compact Fluorescent Rating | Time Delay Adjustment |
|---------------|----------------------|--------------------|----------------------------|-----------------------|
| 115838 | 10A | 10A | 10A | 10s-99min |
| 115840 | Surface mounting box | | | |

SlimSensor Microwave Wall

| Code | Resistive rating | Fluorescent rating | Compact Fluorescent Rating | Time Delay Adjustment |
|---------------|------------------|--------------------|----------------------------|-----------------------|
| 115842 | 10A | 10A | 10A | 10s-99min |



Steinel Sensors

Steinel Long Range PIR Detectors



| Code | Reference | Description |
|---------------|-----------|---|
| 105434 | IS 3180 | Wall mount, 2000W load, 180° view, 20m range, black |
| 105436 | IS 3180 | Wall mount, 2000W load, 180° view, 20m range, white |
| 105438 | IS 3360 | Ceiling mount, 2000W load, 360° view, 20m range, white |
| 105440 | IS 3360PF | As above, but provides volt free contact |
| 105442 | IS 345 | Ceiling mount, covers area 20 x 4m, for corridors, aisles |

Steinel PIR Detectors



| Code | Reference | Description |
|---------------|-----------|---|
| 105408 | IS 130 | 600W load, tilt adjustment, 130° view, 12m range, black |
| 105410 | IS 130 | 600W load, tilt adjustment, 130° view, 12m range, white |
| 105412 | IS 140 | 1000W load, tilt & swivel adj, 140° view, 12m range, black |
| 105414 | IS 140 | 1000W load, tilt & swivel adj, 140° view, 12m range, white |
| 105430 | IS 300 | 2000W load, 300° wide view, 12m range, black |
| 105432 | IS 300 | 2000W load, 300° wide view, 12m range, white |
| 105450 | 01-black | Corner mounting bracket, allows IS 300 to detect a full 270° zone |
| 105452 | 01-white | Corner mounting bracket, allows IS 300 to detect a full 270° zone |
| 105458 | - | Sensor wire guard, 100 x 100 x 120mm internal dimensions |

Steinel Sensors

Steinel Nightmatic Photocells



| Code | Reference | Description |
|--------|------------|--|
| 105396 | 2000 | 1000W load, adj. twilight setting 1-10 lux, black |
| 105398 | 2000 | 1000W load, adj. twilight setting 1-10 lux, white |
| 105400 | 3000 vario | As above, plus Night Economy time switch, black |
| 105402 | 3000 vario | As above, plus Night Economy time switch, white |
| 105404 | 5000 | High 2000W load, adj. twilight setting 1-10 lux, black |
| 105406 | 5000 | High 2000W load, adj. twilight setting 1-10 lux, white |

Photocells

Electronic Photocells



| Code | Description |
|--------|---|
| 104760 | Mushroom head photocell with mounting bracket, 80 lux off switching, 400W max load fluorescent, 2000W (10A) max load tungsten. IP65 |
| 104762 | Mushroom head replacement photocell head |
| 104766 | Miniature 2 part cell with remote head. IP65, 70 lux. 400W or 2 x 250Wmax. Suitable for use within a light fitting. |
| 104764 | Miniature photocell IP65, 70 lux switching, 400W or 2 x 250W max load, can use in luminaires, c/w 2 nuts & washers, black. |
| 104768 | P42E yellow 2 part with remote head. IP54, 70 lux. 2 x 250W max. |



PROJECT FOCUS

Corridor

Luminaire: Sigmalux LED Panels, P10

LED Lamps

LED Retro-fit lamps



| Code | Description |
|---------------|---|
| 117325 | GU10 5W Warm White Dimmable LED Lamp 3000k 450Lum |
| 117327 | GU10 5W Cool White Dimmable LED Lamp 4000k 450Lum |
| 117329 | GU10 5W Daylight Dimmable LED Lamp 6000k 450Lum |
| 118058 | MR16 5w Warm White LED |
| 118060 | MR16 5w Cool White LED |

LED Tubes



| Code | Description |
|---------------|--------------------------------|
| 120700 | 9W LED Tube 600mm Daylight |
| 120702 | 12W LED Tube 900mm Daylight |
| 120704 | 18W LED Tube 1200mm Daylight |
| 120706 | 22W LED Tube 1500mm Daylight |
| 120708 | 28W LED Tube 1800mm Daylight |
| 120712 | 9W LED Tube 600mm Cool White |
| 120714 | 12W LED Tube 900mm Cool White |
| 120716 | 18W LED Tube 1200mm Cool White |
| 120718 | 22W LED Tube 1500mm Cool White |
| 120720 | 28W LED Tube 1800mm Cool White |
| 120724 | 9W LED Tube 600mm Warm White |
| 120726 | 12W LED Tube 900mm Warm White |
| 120728 | 18W LED Tube 1200mm Warm White |
| 120730 | 22W LED Tube 1500mm Warm White |
| 120732 | 28W LED Tube 1800mm Warm White |

Starters



| Code | Description |
|---------------|------------------------|
| 101454 | 75/85/125W (for T12) |
| 101450 | Series, 4 - 22W |
| 101452 | Universal, 4 - 80W |

T12 Fluorescent Tubes



| Code | Description |
|---------------|-------------------------------|
| 101514 | 100W, 2400mm long, cool white |

T5 Fluorescent Tubes

T5 High Efficiency Triphosphor

| Code | Description |
|--------|------------------------------|
| 101476 | 14W, 549mm long, cool white |
| 101478 | 14W, 549mm long, daylight |
| 113850 | 14W, 549mm long, white |
| 113852 | 14W, 549mm long, warm white |
| 113856 | 21W, 849mm long, cool white |
| 113858 | 21W, 849mm long, daylight |
| 113860 | 21W, 849mm long, white |
| 113862 | 21W, 849mm long, warm white |
| 113866 | 28W, 1149mm long, cool white |
| 113868 | 28W, 1149mm long, daylight |
| 113870 | 28W, 1149mm long, white |
| 113872 | 28W, 1149mm long, warm white |
| 113876 | 35W, 1449mm long, cool white |
| 113878 | 35W, 1449mm long, daylight |
| 113880 | 35W, 1449mm long, white |
| 113882 | 35W, 1449mm long, warm white |

T5 High Output Triphosphor

| Code | Description |
|--------|------------------------------|
| 113886 | 24W, 549mm long, cool white |
| 113888 | 24W, 549mm long, daylight |
| 113890 | 24W, 549mm long, white |
| 113892 | 24W, 549mm long, warm white |
| 113896 | 39W, 849mm long, cool white |
| 113898 | 39W, 849mm long, daylight |
| 113900 | 39W, 849mm long, white |
| 113902 | 39W, 849mm long, warm white |
| 113906 | 54W, 1149mm long, cool white |
| 113908 | 54W, 1149mm long, daylight |
| 113910 | 54W, 1149mm long, white |
| 113912 | 54W, 1149mm long, warm white |
| 113916 | 49W, 1449mm long, cool white |
| 113918 | 49W, 1449mm long, daylight |
| 113920 | 49W, 1449mm long, white |
| 113922 | 49W, 1449mm long, warm white |
| 113926 | 80W, 1449mm long, cool white |
| 113928 | 80W, 1449mm long, daylight |
| 113930 | 80W, 1449mm long, white |
| 113932 | 80W, 1449mm long, warm white |

T5 Standard



| Code | Description |
|--------|------------------------|
| 101468 | 4W, 136mm long, white |
| 101470 | 6W, 212mm long, white |
| 101472 | 8W, 288mm long, white |
| 101474 | 13W, 517mm long, white |

T8 Tri-Phosphor Tubes

T8 Triphosphor

| Code | Description |
|--------|------------------------------|
| 101486 | 18W, 600mm long, cool white |
| 113940 | 18W, 600mm long, daylight |
| 113950 | 18W, 600mm long, white |
| 113960 | 18W, 600mm long, warm white |
| 101496 | 36W, 1200mm long, cool white |
| 113942 | 36W, 1200mm long, daylight |
| 113952 | 36W, 1200mm long, white |
| 113962 | 36W, 1200mm long, warm white |
| 101504 | 58W, 1500mm long, cool white |
| 113944 | 58W, 1500mm long, daylight |
| 113954 | 58W, 1500mm long, white |
| 113964 | 58W, 1500mm long, warm white |
| 101511 | 70W, 1800mm long, cool white |
| 113946 | 70W, 1800mm long, daylight |
| 113956 | 70W, 1800mm long, white |
| 113966 | 70W, 1800mm long, warm white |

T8 Special Length



| Code | Description |
|--------|------------------------|
| 101484 | 15W, 450mm long, white |
| 101494 | 30W, 900mm long, white |

Shatterproof Tubes



| Code | Description |
|---------------|---|
| 118202 | T8 18w 600mm Shatterproof PET Cool White |
| 118204 | T8 36w 1200mm Shatterproof PET Cool White |
| 118206 | T8 58w 1500mm Shatterproof PET Cool White |
| 118208 | T8 70w 1800mm Shatterproof PET Cool White |
| 118210 | T8 5w 450mm Shatterproof PET Daylight |
| 118212 | T8 18w 600mm Shatterproof PET Daylight |
| 118214 | T8 36w 1200mm Shatterproof PET Daylight |
| 118216 | T8 58w 1500mm Shatterproof PET Daylight |
| 118218 | T8 70w 1800mm Shatterproof PET Daylight |
| 118260 | T5 14w 549mm Shatterproof FEP Cool White |
| 118262 | T5 21w 849mm Shatterproof FEP Cool White |
| 118264 | T5 28w 1149mm Shatterproof FEP Cool White |
| 118266 | T5 35w 1449mm Shatterproof FEP Cool White |
| 118268 | T5 24w 549mm Shatterproof FEP Cool White |
| 118270 | T5 39w 849mm Shatterproof FEP Cool White |
| 118272 | T5 54w 1149mm Shatterproof FEP Cool White |
| 118274 | T5 49w 1449mm Shatterproof FEP Cool White |
| 118276 | T5 80w 1449mm Shatterproof FEP Cool White |

2D Lamps



| Code | Description |
|---------------|-------------------|
| 101314 | 16W, 2 pin, white |
| 101316 | 16W, 4 pin, white |
| 101318 | 28W, 2 pin, white |
| 101320 | 28W, 4 pin, white |
| 101322 | 38W, 4 pin, white |
| 101323 | 55W, 4 pin, white |

Energy Saving GLS/Candles

Energy Saving GLS



| Code | Description |
|---------------|---------------|
| 113970 | 42W clear, BC |
| 113972 | 42W clear, ES |
| 113974 | 70W clear, BC |
| 113976 | 70W clear, ES |

Energy Saving Candle



| Code | Description |
|---------------|-------------|
| 113980 | 28W, BC |
| 113982 | 28W, SBC |
| 113984 | 28W, ES |
| 113986 | 28W, SES |
| 113990 | 42W, BC |
| 113992 | 42W, SBC |
| 113994 | 42W, ES |
| 113996 | 42W, SES |

Compact Fluorescent Lamps

Photocell CFL Lamp



| Code | Description |
|---------------|------------------|
| 101364 | 11W CFL, B22 cap |
| 101366 | 11W CFL, E27 cap |

Golfball CFL Lamps



| Code | Description |
|---------------|------------------|
| 101338 | 11W CFL, B22 cap |
| 101340 | 11W CFL, E27 cap |

Linear Replacement CFL



| Code | Description |
|---------------|---------------------------|
| 114010 | 24W "linear" CFL, R7s cap |

Striplight CFL



| Code | Description |
|---------------|--------------------------|
| 114012 | 7W, 284mm striplight CFL |

Reflector CFL Lamps



| Code | Description |
|---------------|-----------------------|
| 101368 | 7W, R50, E14(SES) cap |
| 101370 | 11W, R63, E27 cap |
| 101372 | 15W, R80, E27 cap |

PLT Triple Turn Lamps



| Code | Description |
|---------------|------------------------|
| 113430 | 26W, 4 pin, cool white |
| 113432 | 32W, 4 pin, cool white |
| 113434 | 42W, 4 pin, cool white |

Standard CFL Lamps



| Code | Description |
|---------------|------------------|
| 101342 | 11W CFL, B22 cap |
| 101344 | 11W CFL, E27 cap |
| 101346 | 18W CFL, B22 |
| 101348 | 18W CFL, E27 |

PLS Lamps



| Code | Description |
|---------------|-------------|
| 101394 | 7W, 2 pin |
| 101396 | 9W, 2 pin |

Compact Fluorescent Lamps

GU10 CFL Lamps



| Code | Description |
|---------------|----------------------------|
| 114000 | 7W, cool white, 58mm long |
| 114002 | 7W, warm white, 58mm long |
| 114004 | 11W, cool white, 78mm long |
| 114006 | 11W, warm white, 78mm long |

Spiral CFL Lamps




| Code | Description |
|---------------|------------------|
| 101374 | 5W CFL, B22 cap |
| 101376 | 5W CFL, E27 cap |
| 101378 | 7W CFL, B22 cap |
| 101380 | 7W CFL, E27 cap |
| 101382 | 9W CFL, B22 cap |
| 101384 | 9W CFL, E27 cap |
| 101386 | 11W CFL, B22 cap |
| 101388 | 11W CFL, E27 cap |
| 101390 | 15W CFL, B22 cap |
| 101392 | 15W CFL, E27 cap |

PLL Lamps



| Code | Description |
|---------------|------------------------|
| 116000 | 36W, 4 pin, cool white |
| 101438 | 40W, 4 pin, cool white |
| 101440 | 40W, 4 pin, daylight |
| 101442 | 55W, 4 pin, cool white |
| 101444 | 55W, 4 pin, daylight |

PLC Lamps



| Code | Description |
|---------------|------------------------|
| 101400 | 10W, 2 pin, cool white |
| 101402 | 13W, 2 pin, cool white |
| 101403 | 13W, 4 pin, white |
| 101404 | 13W, 4 pin, cool white |
| 101405 | 13W, 4 pin, warm white |
| 101406 | 18W, 2 pin, cool white |
| 101408 | 18W, 2 pin, daylight |
| 101410 | 18W, 2 pin, warm white |
| 101412 | 18W, 2 pin, white |
| 101414 | 18W, 4 pin, cool white |
| 101416 | 18W, 4 pin, daylight |
| 101418 | 18W, 4 pin, warm white |
| 101420 | 18W, 4 pin, white |
| 101422 | 26W, 2 pin, cool white |
| 101424 | 26W, 2 pin, daylight |
| 101426 | 26W, 2 pin, warm white |
| 101428 | 26W, 2 pin, white |
| 101430 | 26W, 4 pin, cool white |
| 101432 | 26W, 4 pin, daylight |
| 101434 | 26W, 4 pin, warm white |

Micro CFL Lamps



| Code | Description |
|---------------|------------------|
| 101352 | 9W CFL, B22 cap |
| 101354 | 9W CFL, E27 cap |
| 101356 | 11W CFL, B22 cap |
| 101358 | 11W CFL, E27 cap |
| 101360 | 20W CFL, B22 cap |
| 101362 | 20W CFL, E27 cap |


Discharge Lamps

Double Ended Metal Halide



| Code | Description |
|---------------|---------------------------|
| 101518 | 70W, neutral white, RX7s |
| 101520 | 150W, neutral white, RX7s |

SOX



| Code | Description |
|---------------|-------------|
| 101570 | 35W, B22 |
| 101572 | 55W, B22 |

Mercury MBFU



| Code | Description |
|---------------|-------------|
| 101532 | 50W, E27 |
| 101534 | 80W, E27 |
| 101536 | 125W, E27 |
| 101538 | 250W, E40 |
| 101540 | 400W, E40 |

SON-T Tubular



| Code | Description |
|---------------|-----------------------------|
| 101556 | 70W, external ignitor, E27 |
| 101558 | 150W, external ignitor, E40 |
| 101560 | 250W, external ignitor, E40 |
| 101562 | 250W, internal ignitor, E40 |
| 101564 | 400W, external ignitor, E40 |

SON-E Elliptical



| Code | Description |
|---------------|-----------------------------|
| 101542 | 50W, external ignitor, E27 |
| 101544 | 50W, internal ignitor, E27 |
| 101546 | 70W, external ignitor, E27 |
| 101548 | 70W, internal ignitor, E27 |
| 101550 | 150W, external ignitor, E40 |
| 101552 | 250W, external ignitor, E40 |
| 101554 | 400W, external ignitor, E40 |

LOG-ON TO OUR WEBSITE NOW!

- DOWNLOAD SPECIFICATION SHEETS
- READ ABOUT OUR CASE STUDIES
- SEND US A PROJECT INQUIRY
- VIEW OUR TESTIMONIALS
- SEND US A REFERRAL
- CHECK OUT TECHNICAL DATA
- FIND OUR LATEST PRODUCT RANGE

WWW.SYNERGY.GB.NET



Call **Synergy** now on **0845 381 0845** or email **sales@synergy.gb.net**

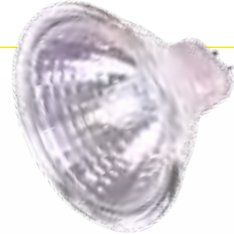
Low Voltage Lamps

Capsule Lamp



| Code | Description |
|---------------|--------------------------|
| 101270 | G4 clear capsule, 20W |
| 101272 | G4 clear capsule, 35W |
| 101274 | G6.35 clear capsule, 20W |
| 101276 | G6.35 clear capsule, 35W |
| 101278 | G6.35 clear capsule, 50W |

MR16 Dichroic Lamp



| Code | Description |
|---------------|----------------|
| 101280 | 20W, 36 degree |
| 101282 | 35W, 36 degree |
| 101284 | 50W, 36 degree |
| 101286 | 50W, wideflood |

MR16 Coloured Dichroic



| Code | Description |
|---------------|--------------------------|
| 101288 | 50W, blue lamp |
| 101290 | 50W, green lamp |
| 101292 | 50W, red lamp |
| 101294 | 50W Whitestar, 36 degree |

MR11 Dichroic



| Code | Description |
|---------------|----------------|
| 101296 | 20W, 35mm lamp |
| 101298 | 35W, 35mm lamp |

MR16 Heat Reflecting



| Code | Description |
|---------------|---------------------------------------|
| 101300 | 35W, 36 degree, heat reflector |
| 101302 | 50W, 36 degree, heat reflector |
| 101304 | 50W, 36° obscure rear, heat reflector |

MR16 Ultra-Life Dichroic



| Code | Description |
|---------------|---------------------|
| 101306 | 50W, 24 degree lamp |
| 101308 | 50W, 36 degree lamp |
| 101310 | 35W, 36 degree lamp |

MR16 Energy Saving Dichroic

| Code | Description |
|---------------|-------------------------|
| 106060 | 35W IRC lamp, 10 degree |
| 106062 | 35W IRC lamp, 36 degree |
| 106064 | 35W IRC lamp, 60 degree |



Mains Halogen Lamps

G9 Capsule Lamp



| Code | Description |
|---------------|---------------------------|
| 101158 | 25W clear halogen capsule |
| 101160 | 40W clear halogen capsule |
| 101162 | 60W clear halogen capsule |

GU10 Lamp



| Code | Description |
|---------------|-----------------|
| 101210 | 35W, PAR16 lamp |
| 101208 | 20W, PAR16 lamp |
| 101212 | 50W, PAR16 lamp |

Halogen Reflector - Flood




| Code | Description |
|---------------|------------------------|
| 101220 | 40W, PAR16 (R50), E14 |
| 101222 | 50W, PAR20 (R63), E27 |
| 101224 | 50W, PAR25 (R80), E27 |
| 101226 | 75W, PAR25 (R80), E27 |
| 101228 | 75W, PAR30 (R95), E27 |
| 101230 | 100W, PAR30 (R95), E27 |

Linear Lamps - 240V



| Code | Description |
|---------------|----------------------|
| 101232 | 60W, 79mm long |
| 101233 | 100W, 79mm long |
| 101234 | 150W, 79mm long |
| 101235 | 100W, 118mm long |
| 101236 | 150W, 118mm long |
| 101237 | 200/250W, 118mm long |
| 101238 | 300W, 118mm long |
| 101243 | 400W, 118mm long |
| 101239 | 500W, 118mm long |
| 101240 | 750W, 189mm long |
| 101241 | 1000W, 189mm long |
| 101242 | 1000W, 254mm long |

PAR 38 Flood



| Code | Description |
|---------------|-----------------------|
| 101254 | 80W, PAR38 lamp, E27 |
| 101256 | 120W, PAR38 lamp, E27 |

Linear Lamps - 110V

| Code | Description |
|---------------|------------------------|
| 101244 | 300W, 118mm long, 110V |
| 101246 | 500W, 118mm long, 110V |

Firehoods

Modular Firehoods



| Code | Description |
|---------------|----------------------------------|
| 103442 | 600x600mm, for recessed modular |
| 103444 | 1200x600mm, for recessed modular |

Downlight Firehoods



| Code | Description | Size |
|---------------|--------------|----------------|
| 103440 | Polka 176 | 200x200x230mmH |
| 103441 | Polka 222 | 260x260x260mmH |
| 103443 | Turbo louvre | 350x350x230mmH |

Split Halo Kit

Fits 176mm Downlight Into Oversize Hole

| Code | Description |
|---------------|--|
| 113424 | Split Halo Kit c/w steel split ring and oversized white trim |

Suits

| |
|-----------------------------------|
| Tarx LED Downlight (Page 18) |
| Theta LED Downlight (Page 24) |
| Arrow LED Downlight (Page 23) |
| PolkaPLUS CFL Downlight (Page 28) |



Install split ring into ceiling void
(No void access required)




Downlight mounts into oversized trim

Downlight Mounting

Downlight Mounting Backboards

| Code | Description |
|---------------|---------------------------------|
| 113420 | Plain board – no cut out |
| 106072 | Board with 178mm dia. cut out |
| 113422 | Board with 210mm dia. cut out |
| 113424 | Board with 225mm dia. cut out |
| - | Board with bespoke cut out size |

MDF support boards measuring 595x300mm to reinforce suspended ceiling tiles when fitting downlights.



**UNIQUE
PRODUCT**

SECURE DOWNLIGHT INSTALLATIONS USING SYNERGY DOWNLIGHT BACKBOARDS

- SECURES DOWNLIGHTS OF ANY SIZE IN SOFT CEILING TILES
- PLAIN BOARD AVAILABLE FOR SECURING OTHER FIXTURES SUCH AS EXIT SIGNS/SMOKE DETECTORS

WWW.SYNERGY.GB.NET



For our complete range visit www.synergy.gb.net



PROJECT FOCUS

Corridor

Luminaire: Sigmalex LED Panels, P10

**YOUR RESOURCE
FOR SUCCESS**




SECTION 02

CABLES

| | |
|--------------------------------|----|
| Enhanced Mechanical Protection | 71 |
| SY/YY/CY | 76 |
| SWA | 78 |
| Twin & Earth / Triple | 79 |
| Flex | 80 |
| Singles | 82 |
| Fire Alarm Cable | 84 |
| Extra Low Voltage | 85 |

**FOR OUR FULL RANGE OF CABLING
PRODUCTS VISIT WWW.SYNERGY.GB.NET**



Xtratuf™

LSOH Mechanically Protected Cable

“ Stranded conductors makes life easy. ”

Mr H - Electrician

| Code | Size mm ² | Cores | Gland Size | Clip Size | Cleat size | Overall Diameter (mm) | Net weight (kg/km) | Conductor Resistance DC at 20 °C (Ω/km) | Current Rating Free Air at 30 °C (A) | Voltage Drop Single Phase AC (mV/A/m) | Voltage Drop Three Phase AC (mV/A/m) | Drum Size (m) |
|--------|----------------------|-------|------------|-----------|------------|-----------------------|--------------------|---|--------------------------------------|---------------------------------------|--------------------------------------|---------------|
| 117250 | 1.5 | 3 | M20S | 10 | 4 | 10 | 145 | 12.1 | 23 | 31 | 27 | 100 |
| 117252 | 1.5 | 4 | M20L | 11 | 5 | 11 | 170 | 12.1 | 23 | 31 | 27 | 100 |
| 117254 | 1.5 | 5 | M20L | 12 | 5 | 12 | 200 | 12.1 | 23 | 31 | 27 | 100 |
| 117258 | 2.5 | 3 | M20L | 11 | 5 | 11 | 185 | 7.41 | 32 | 19 | 16 | 100 |
| 117260 | 2.5 | 4 | M20L | 12 | 5 | 12 | 224 | 7.41 | 32 | 19 | 16 | 100 |
| 117262 | 2.5 | 5 | M25 | 13 | 6 | 13 | 260 | 7.41 | 32 | 19 | 16 | 100 |
| 117266 | 4 | 3 | M20L | 12 | 5 | 12 | 242 | 4.61 | 42 | 21 | 10 | 100 |
| 117270 | 4 | 5 | M25 | 14 | 6 | 14 | 350 | 4.61 | 42 | 12 | 10 | 100 |
| 117272 | 6 | 3 | M25 | 13 | 6 | 13 | 316 | 3.08 | 54 | 7.9 | 6.8 | 100 |
| 117274 | 6 | 4 | M25 | 15 | 6 | 15 | 382 | 3.08 | 54 | 7.9 | 6.8 | 100 |
| 117276 | 6 | 5 | M25 | 18 | 7 | 18 | 471 | 3.08 | 54 | 7.9 | 6.8 | 100 |

Note: See BS7671 Tables 4E2A/4E2B for alternative reference methods



| Code | Size | Cores | Code for Black Stuffing Gland | Code for Black Cleat | Code for Black P Clip | Code for Black Nail Clip |
|--------|------|-------|-------------------------------|----------------------|-----------------------|--------------------------|
| 117250 | 1.5 | 3 | 103864/M20S | 103817/C4 | 103196/P10 | 103174/N9-11 |
| 117252 | 1.5 | 4 | 103876/M20L | 103817/C4 | 103202/P11 | 103174/N9-11 |
| 117254 | 1.5 | 5 | 103876/M20L | 103818/C5 | 103208/P12 | 103178/N12-14 |
| 117258 | 2.5 | 3 | 103876/M20L | 103817/C4 | 103202/P11 | 103174/N9-11 |
| 117260 | 2.5 | 4 | 103876/M20L | 103818/C5 | 103208/P12 | 103178/N12-14 |
| 117262 | 2.5 | 5 | 103882/M25 | 103818/C5 | N/A | 103178/N12-14 |
| 117266 | 4.0 | 3 | 103876/M20L | 103818/C5 | 103208/P12 | 103182/N15-18 |
| 117270 | 4.0 | 5 | 103882/M25 | 103822/C6 | N/A | 103178/N12-14 |
| 117272 | 6.0 | 3 | 103882/M25 | 103818/C5 | N/A | 103182/N15-18 |
| 117274 | 6.0 | 4 | 103882/M25 | 103822/C6 | N/A | 103182/N15-18 |
| 117276 | 6.0 | 5 | 103882/M25 | 103826/C7 | N/A | 103182/N15-18 |

Specification Details

Construction

- Conductor: 7 Strand Class 2 flexible compacted copper conductors to EN60228-BS6360
- Insulation: XLPE thermosetting to HD 604 S1.
- Filler: LSF0H thermoplastic
- Sheath: LSF0H thermoplastic HM4
- Cores: Stranded

Standards

- VDE 276-604
- Halogen Free IEC 60754 - 1/2
- Low Smoke Emission IEC 61034 - 1/2
- Flame Retardant IEC 60332 -1-2

Technical Data

- Max. Operating Temperature: +90° C
- Rated Voltage: 0.6/1 kV
- Minimum bending radius: 12 x cable diameter
- Applicable design data: BS7671 Tables 4E2A/4E2B

Applications

- Public areas where fire/smoke risks need controlling, e.g. shopping malls, hotels, business centres, schools, tunnels, etc.
- Wiring of machinery exposed to high levels of vibration, e.g. manufacturing, processing and air conditioning plant
- Marine and horticultural applications where high corrosion resistance is required
- Areas where a high level of mechanical protection is required, e.g. externally, under raised access floors, surface industrial wiring



Benefits

- Suitable for use externally
- U.V. Stable
- Fast and easy to dress and terminate (Uses standard dome top glands)
- Compact drum design for safe handling
- Stranded cores ensure ease of termination and long term integrity of connections
- Industrial grade mechanical protection provided by HM4 outer sheath
- Low Smoke and Fume/Zero Halogen

Air Conditioning Supplies



Surface Wiring




Under Floor Cabling



Floor Boxes





Evertuf™

Mechanically Protected Cable

“ Round section cable, easy to route and very robust. I use the product with confidence. ”

Mr I - Electrician

| Code | Size mm ² | Cores | Gland Size | Clip Size | Cleat Size | Overall Diameter (mm) | Net weight (kg/km) | Conductor Resistance DC at 20 °C (Ω/km) | Current Rating Free Air or on a perforated cable tray at 30 °C (A) | Voltage Drop Single Phase AC (mV/A/m) | Voltage Drop Three Phase AC (mV/A/m) | Drum Size (m) |
|--------|----------------------|-------|------------|-----------|------------|-----------------------|--------------------|---|--|---------------------------------------|--------------------------------------|---------------|
| 100908 | 1.5 | 3 | M20S | 10 | C4 | 10.4 | 158 | 12.1 | 18.5 | 29 | 25 | 100 |
| 100909 | 1.5 | 4 | M20S | 11 | C4 | 11.2 | 215 | 12.1 | 18.5 | 29 | 25 | 100 |
| 100901 | 1.5 | 5 | M20L | 12 | C5 | 12 | 255 | 12.1 | 18.5 | 29 | 25 | 100 |
| 100902 | 1.5 | 7 | M20L | 12 | C5 | 12.9 | 299 | 12.1 | 18.5 | 29 | 25 | 100 |
| 100910 | 2.5 | 3 | M20S | 11 | C4 | 11.3 | 182 | 7.41 | 25 | 18 | 15 | 100 |
| 100911 | 2.5 | 4 | M20L | 12 | C5 | 12.1 | 273 | 7.41 | 25 | 18 | 15 | 100 |
| 100903 | 2.5 | 5 | M25 | 13 | C5 | 13.1 | 325 | 7.41 | 25 | 18 | 15 | 100 |
| 100905 | 2.5 | 7 | M25 | 14 | C6 | 14.1 | 388 | 7.41 | 25 | 18 | 15 | 100 |
| 100907 | 4 | 3 | M20L | 13 | C5 | 13.1 | 228 | 4.61 | 34 | 11 | 9.5 | 100 |
| 100913 | 4 | 4 | M25 | 14 | C6 | 14 | 380 | 4.61 | 34 | 11 | 9.5 | 100 |
| 100915 | 4 | 5 | M25 | 15 | C6 | 15.2 | 468 | 4.61 | 34 | 11 | 9.5 | 100 |
| 100917 | 6 | 3 | M25 | 14 | C6 | 14.2 | 320 | 3.08 | 43 | 7.3 | 6.4 | 100 |
| 100919 | 6 | 4 | M25 | 15 | C6 | 15.4 | 482 | 3.08 | 43 | 7.3 | 6.4 | 100 |
| 100921 | 6 | 5 | M25 | 16 | C6 | 16.5 | 595 | 3.08 | 43 | 7.3 | 6.4 | 100 |

Note: See BS7671 Tables 4D2A/4D2B for alternative reference methods

Cable Enhanced Mechanical Protection



| Code | Size | Cores | Code for Black Stuffing Gland | Code for Black Cleat | Code for Black P Clip | Code for Black Nail Clip |
|--------|------|-------|-------------------------------|----------------------|-----------------------|--------------------------|
| 100908 | 1.5 | 3 | 103864 | 103817/C4 | 103196/P10 | 103174/N9-11 |
| 100909 | 1.5 | 4 | 103864 | 103817/C4 | 103202/P11 | 103174/N9-11 |
| 100901 | 1.5 | 5 | 103876 | 103818/C5 | 103208/P12 | 103178/N12-14 |
| 100902 | 1.5 | 7 | 103876 | 103818/C5 | N/A | 103178/N12-14 |
| 100910 | 2.5 | 3 | 103864 | 103817/C4 | 103202/P11 | 103174/N9-11 |
| 100911 | 2.5 | 4 | 103876 | 103818/C5 | 103208/P12 | 103178/N12-14 |
| 100903 | 2.5 | 5 | 103882 | 103818/C5 | N/A | 103178/N12-14 |
| 100905 | 2.5 | 7 | 103882 | 103822/C6 | N/A | 103178/N12-14 |
| 100907 | 4 | 3 | 103882 | 103818/C5 | N/A | 103178/N12-14 |
| 100913 | 4 | 4 | 103882 | 103822/C6 | N/A | 103178/N12-14 |
| 100915 | 4 | 5 | 103882 | 103822/C6 | N/A | 103182/N15-18 |
| 100917 | 6 | 3 | 103882 | 103822/C6 | N/A | 103178/N12-14 |
| 100919 | 6 | 4 | 103882 | 103822/C6 | N/A | 103182/N15-18 |
| 100921 | 6 | 5 | 103882 | 103822/C6 | N/A | 103182/N15-18 |

Specification Details

Construction

- Conductor: Single Strand Class 1 copper conductors to EN60228-BS6360
- Insulation: PVC to IEC 60502-1 PVC/A
- Filler: PVC
- Sheath: PVC to IEC 60502-1 ST1
- Cores: Solid Core

Standards

- VDE 0276-603
- IEC 60502-1
- PVC To BS 7655

Technical Data

- Applicable design data: BS7671 Tables 4D2A/4D2B
- Max. Operating Temperature: +70°C
- Rated Voltage: 0.6/1 KV
- Minimum bending radius: 12 x cable diameter
- Min. Operating Temperature: -30°C

Applications

- Air conditioning supplies
- Wiring under raised access floors, e.g. floorboxes
- External Wiring for lighting etc.
- Lighting/Power in warehouses
- Glasshouse cabling
- Machine supplies
- Marine environments where total corrosion resistance is vital

Benefits

- Suitable for use externally
- Fast and easy to dress and terminate (Uses standard dome top glands)
- Compact drum design for safe handling
- Industrial grade mechanical protection provided by ST1 outer sheath
- U.V. Stable

Air Conditioning Supplies



Surface Wiring




Under Floor Cabling



Floor Boxes





Powertuf™

Foil Screened BS8436 Cable

“ I get on fine with Powertuf,
it's easy to dress neatly. ”

Mr H - Electrician

| Code | Colour | Size mm ² | Cores | Gland Size | Clip Size | Overall Diameter (mm) | Net weight (kg/km) | Conductor Resistance DC at 20 °C (Ω/km) | Current Rating Free Air at 30 °C (A) | Voltage Drop Single Phase AC (mV/A/m) | Voltage Drop Three Phase AC (mV/A/m) | Drum Size (m) |
|--------|--------|----------------------|-------|------------|-----------|-----------------------|--------------------|---|--------------------------------------|---------------------------------------|--------------------------------------|---------------|
| 106050 | White | 1.5 | 2+E | M20S | 9 | 9.5 | 98 | 12.1 | 18.5 | 29 | 25 | 100 |
| 106052 | White | 1.5 | 3+E | M20S | 10 | 10.2 | 135 | 12.1 | 18.5 | 29 | 25 | 100 |
| 106053 | White | 1.5 | 4+E | M20S | 11 | 11.1 | 201 | 12.1 | 18.5 | 29 | 25 | 100 |
| 106054 | White | 2.5 | 2+E | M20S | 11 | 11.1 | 143 | 7.41 | 25 | 18 | 15 | 100 |
| 106055 | White | 2.5 | 3+E | M20S | 12 | 12 | 199 | 7.41 | 25 | 18 | 15 | 100 |
| 106056 | White | 2.5 | 4+E | M20L | 12 | 12.8 | 221 | 7.41 | 25 | 18 | 15 | 100 |
| 106058 | White | 4 | 2+E | M20L | 12 | 12.1 | 193 | 4.61 | 34 | 11 | 9.5 | 100 |
| 106059 | White | 4 | 4+E | M20L | 12 | 13.3 | 304 | 4.61 | 34 | 11 | 9.5 | 100 |
| 116800 | Black | 1.5 | 2+E | M20S | 9 | 9.5 | 98 | 12.1 | 18.5 | 29 | 25 | 100 |
| 116802 | Black | 1.5 | 3+E | M20S | 10 | 10.2 | 135 | 12.1 | 18.5 | 29 | 25 | 100 |
| 116804 | Black | 1.5 | 4+E | M20S | 11 | 11.1 | 201 | 12.1 | 18.5 | 29 | 25 | 100 |
| 116806 | Black | 2.5 | 2+E | M20S | 11 | 11.1 | 143 | 7.41 | 25 | 18 | 15 | 100 |
| 116808 | Black | 2.5 | 3+E | M20S | 12 | 12 | 199 | 7.41 | 25 | 18 | 15 | 100 |
| 116810 | Black | 2.5 | 4+E | M20L | 12 | 12.8 | 221 | 7.41 | 25 | 18 | 15 | 100 |
| 116812 | Black | 4 | 2+E | M20L | 12 | 12.1 | 193 | 4.61 | 34 | 11 | 9.5 | 100 |
| 116814 | Black | 4 | 4+E | M20L | 12 | 13.3 | 304 | 4.61 | 34 | 11 | 9.5 | 100 |

Note: See BS7671 Tables 4D2A/4D2B for alternative reference methods



| Size mm ² | Cores | Gland Size | Nominal O.D. (mm) | Code for White Stuffing Gland | Code for White P Clip | Code for White Nail Clip | Code for Black Stuffing Gland | Code for Black P Clip | Code for Black Nail Clip |
|----------------------|-------|------------|-------------------|-------------------------------|-----------------------|--------------------------|-------------------------------|-----------------------|--------------------------|
| 1.5 | 2+E | M20S | 9.5 | 103872 | 103194/P9 | 103176/N9-11 | 103864 | 103190/P9 | 103174/N9-11 |
| 1.5 | 3+E | M20S | 10.2 | 103872 | 103200/P10 | 103176/N9-11 | 103864 | 103196/P10 | 103174/N9-11 |
| 1.5 | 4+E | M20S | 11.1 | 103872 | 103206/P11 | 103176/N9-11 | 103864 | 103202/P11 | 103174/N9-11 |
| 2.5 | 2+E | M20S | 11.1 | 103872 | 103206/P11 | 103176/N9-11 | 103864 | 103202/P11 | 103174/N9-11 |
| 2.5 | 3+E | M20S | 12 | 103872 | 103210/P12 | 103180/N12-14 | 103864 | 103208/P12 | 103178/N12-14 |
| 2.5 | 4+E | M20L | 12.8 | 103880 | 103210/P12 | 103180/N12-14 | 103876 | 103208/P12 | 103178/N12-14 |
| 4 | 2+E | M20L | 12.1 | 103880 | 103210/P12 | 103180/N12-14 | 103876 | 103208/P12 | 103178/N12-14 |
| 4 | 4+E | M20L | 13.3 | 103880 | 103210/P12 | 103180/N12-14 | 103876 | 103208/P12 | 103178/N12-14 |

Specification Details

Construction

- Conductor: Plain annealed stranded copper to BS EN60228: 2005
- Insulation: XLPE complying to BS7655-1.3 Type GP8
- CPC: Tinned annealed stranded copper to BS EN60228:2005
- Screen: Bonded aluminium tube applied longitudinally
- Sheath: Low smoke, halogen free to BS 7655-6.1 Type LTS 3UV stable
- Cores: Stranded Cores

Standards

- BS8436:2011
- Flame retardant to IEC 60332-1-2
- Smoke emissions to BS EN 61034-2
- Acid gas emissions to BS EN 50267-2-1

Technical Data

- Applicable design data: BS7671 Tables 4D2A/4D2B
- Max. Operating Temperature: +90°C
- Min. Operating Temperature: -30°C
- Rated Voltage: 300/500v
- Minimum bending radius: 6 x Outside Diameter

Applications

- Air conditioning supplies
- Wiring under raised access floors, e.g. floorboxes
- External Wiring for lighting etc.
- Lighting/Power in warehouses
- Machine supplies



LSOH

Benefits

- Available with black or white sheath
- Manufactured to BS8436
- High impact resistance
- Pre-wired conduit
- Can be buried in plaster
- Full sized cpc
- Fail safe


Ideal for commercial applications in public buildings

Powertuf™ is a robust, pliable screened power cable with LSOH outer sheath and XLPE conductor insulation for use in public buildings or where LSOH is specified. Powertuf™ is also flame retardant to BS EN 50265 – 2-1, IEC 60332-1, BS4066 pt 1.

As a pre-wired conduit, Powertuf™ offers excellent mechanical protection to its conductors, whilst at the same time it is very easy to install, it is lightweight and retains its shape when bent and dressed.

It is fully compliant with BS7671 earthing requirements, having a full size CPC and can withstand fault currents up to 160A, which will operate a 32A type B MCB and so will fail safe when penetrated by a nail or similar object. This means it can be buried behind plaster, installed in thin partition walls and building voids and will comply with the 17th Edition Wiring Regulations (July 2008) without the need to install residual current devices (RCDs).

SY Flexible Cable



| Code 100m | mm ² | Cores | Gland size | Nominal O.D. (mm) | Code for Black Stuffing Gland | Code For Brass CXT Gland | Code for Black Cleat | Code for Black Nail Clip |
|---------------|-----------------|-------|------------|-------------------|-------------------------------|--------------------------|----------------------|--------------------------|
| 116340 | 0.75 | 2 | M20S | 7.6 | 103864 | 116390/CXT20S | N/A | 103166/N7-8 |
| 116342 | 0.75 | 3 | M20S | 7.8 | 103864 | 116390/CXT20S | N/A | 103166/N7-8 |
| 116344 | 0.75 | 7 | M20S | 9.7 | 103864 | 116390/CXT20S | N/A | 103174/N9-11 |
| 116346 | 1.5 | 3 | M20S | 8.7 | 103864 | 116390/CXT20S | N/A | 103174/N9-11 |
| 116348 | 1.5 | 4 | M20S | 9.3 | 103864 | 116390/CXT20S | 103817/C4 | 103174/N9-11 |
| 116350 | 1.5 | 5 | M20S | 9.9 | 103864 | 116390/CXT20S | 103817/C4 | 103174/N9-11 |
| 116352 | 1.5 | 7 | M20L | 12.4 | 103876 | 116392/CXT20 | 103818/C5 | 103178/N12-14 |
| 116354 | 2.5 | 3 | M20S | 10.1 | 103864 | 116390/CXT20S | 103817/C4 | 103174/N9-11 |
| 116356 | 2.5 | 4 | M20S | 10.9 | 103864 | 116390/CXT20S | 103817/C4 | 103174/N9-11 |
| 116358 | 2.5 | 5 | M20L | 11.8 | 103876 | 116392/CXT20 | 103818/C5 | 103174/N9-11 |
| 116360 | 2.5 | 7 | M20L | 13.0 | 103876 | 116392/CXT20 | 103818/C5 | 103178/N12-14 |
| 116362 | 4.0 | 3 | M20L | 11.7 | 103876 | 116390/CXT20S | 103818/C5 | 103178/N12-14 |
| 116364 | 4.0 | 4 | M20L | 12.6 | 103876 | 116392/CXT20 | 103818/C5 | 103178/N12-14 |
| 116366 | 4.0 | 5 | M20L | 13.9 | 103876 | 116392/CXT20 | 103818/C5 | 103178/N12-14 |
| 116368 | 6.0 | 3 | M25 | 14.1 | 103876 | 116392/CXT20 | 103818/C5 | 103178/N12-14 |
| 116370 | 6.0 | 4 | M25 | 14.8 | 103876 | 116392/CXT20 | 103822/C6 | 103178/N12-14 |
| 116372 | 6.0 | 5 | M25 | 16.9 | 103876 | 116392/CXT20 | 103822/C6 | 103182/N15-18 |

CY PVC Screened Cable




| Code (100m Black) | Code (100m Grey) | mm ² | Cores | Gland size | Nominal O.D. (mm) | Code for Black Stuffing Gland | Code for Black Nail Clip |
|-------------------|------------------|-----------------|-------|------------|-------------------|-------------------------------|--------------------------|
| 117500 | 112070 | 0.75 | 2 | M20S | 6.5 | 103864 | 103162/N5-6 |
| 117504 | 112072 | 0.75 | 3 | M20S | 7.0 | 103864 | 103166/N7-8 |
| - | 112074 | 0.75 | 4 | M20S | 7.5 | 103864 | 103166/N7-8 |
| 117508 | 112082 | 1.5 | 2 | M20S | 8.0 | 103864 | 103166/N7-8 |
| 117510 | 112084 | 1.5 | 3 | M20S | 8.5 | 103864 | 103166/N7-8 |
| - | 117512 | 1.5 | 4 | M20L | 9.2 | 103876 | 103174/N9-11 |

CY LSOH Screened Cable




| Code 100m | mm ² | Cores | Gland size | Nominal O.D. (mm) | Code for Black Stuffing Gland | Code for Black Nail Clip |
|---------------|-----------------|-------|------------|-------------------|-------------------------------|--------------------------|
| 112100 | 0.75 | 2 | M20S | 6.5 | 103864 | 103162/N5-6 |
| 112102 | 0.75 | 3 | M20S | 7.0 | 103864 | 103166/N7-8 |
| 112104 | 0.75 | 4 | M20S | 7.5 | 103864 | 103166/N7-8 |
| 112112 | 1.5 | 2 | M20S | 8.0 | 103864 | 103166/N7-8 |
| 112114 | 1.5 | 3 | M20S | 8.5 | 103864 | 103166/N7-8 |

YY PVC Flexible Cable




| Code 100m | mm ² | Cores | Gland size | Nominal O.D. (mm) | Code for Black Stuffing Gland | Code for Black Nail Clip |
|---------------|-----------------|-------|------------|-------------------|-------------------------------|--------------------------|
| 110002 | 0.75 | 2 | M16 | 6.0 | 103863 | 103162/N5-6 |
| 110004 | 0.75 | 3 | M20S | 6.3 | 103864 | 103162/N5-6 |
| 110010 | 0.75 | 7 | M20S | 8.2 | 103864 | 103166/N7-8 |
| 110024 | 1.5 | 3 | M20S | 7.2 | 103864 | 103166/N7-8 |
| 110026 | 1.5 | 4 | M20S | 7.8 | 103864 | 103166/N7-8 |
| 110028 | 1.5 | 5 | M20S | 8.6 | 103864 | 103166/N7-8 |
| 110030 | 1.5 | 7 | M20S | 9.4 | 103864 | 103174/N9-11 |

YY LSOH Flexible Cable



| Code 100m | mm ² | Cores | Gland size | Nominal O.D. (mm) | Code for Black Stuffing Gland | Code for Black Nail Clip |
|---------------|-----------------|-------|------------|-------------------|-------------------------------|--------------------------|
| 110050 | 0.75 | 2 | M16 | 6.0 | 103863 | 103162/N5-6 |
| 110052 | 0.75 | 3 | M20 | 6.3 | 103864 | 103162/N5-6 |
| 110058 | 0.75 | 7 | M20 | 8.2 | 103864 | 103166/N7-8 |
| 110072 | 1.5 | 3 | M20 | 7.2 | 103864 | 103166/N7-8 |
| 110074 | 1.5 | 4 | M20 | 7.8 | 103864 | 103166/N7-8 |
| 110076 | 1.5 | 5 | M20 | 8.6 | 103864 | 103166/N7-8 |
| 110078 | 1.5 | 7 | M20 | 9.4 | 103864 | 103174/N9-11 |


PVC SWA Cable



| Code 100m | mm ² | Cores | Type | Gland | Cleat | Overall Diameter | Code for BW PVC Gland Pack | Code for CW PVC Gland Pack | Code for Black Cleat | Code for Black Nail Clip |
|---------------|-----------------|-------|---------|-------|-------|------------------|----------------------------|----------------------------|----------------------|--------------------------|
| 100714 | 1.5 | 3C | 6943XLH | 20S | 5 | 13 | 103902/Pk2 | 103914/Pk2 | 103818/C5 | 103178/N12-14 |
| 100716 | 1.5 | 4C | 6944XLH | 20S | 5 | 14 | 103902/Pk2 | 103914/Pk2 | 103818/C5 | 103178/N12-14 |
| 100718 | 2.5 | 3C | 6943XLH | 20S | 6 | 14.1 | 103902/Pk2 | 103914/Pk2 | 103822/C6 | 103178/N12-14 |
| 100720 | 2.5 | 4C | 6944XLH | 20S | 6 | 15 | 103902/Pk2 | 103914/Pk2 | 103822/C6 | 103182/N15-18 |
| 100722 | 2.5 | 7C | 6947XLH | 20 | 8 | 17.1 | 103904/Pk2 | 103916/Pk2 | 103830/C8 | 103182/N15-18 |
| 100724 | 4.0 | 3C | 6943XLH | 20S | 6 | 15.3 | 103902/Pk2 | 103914/Pk2 | 103822/C6 | 103182/N15-18 |
| 100726 | 4.0 | 4C | 6944XLH | 20 | 6 | 16.5 | 103904/Pk2 | 103916/Pk2 | 103822/C6 | 103182/N15-18 |
| 100728 | 6.0 | 3C | 6943XLH | 20 | 7 | 16.6 | 103904/Pk2 | 103916/Pk2 | 103826/C7 | 103182/N15-18 |
| 100730 | 6.0 | 4C | 6944XLH | 20 | 7 | 18.7 | 103904/Pk2 | 103916/Pk2 | 103826/C7 | 103182/N15-18 |
| 100732 | 10.0 | 3C | 6943XLH | 20 | 8 | 19.5 | 103904/Pk2 | 103916/Pk2 | 103830/C8 | N/A |
| 100734 | 10.0 | 4C | 6944XLH | 25 | 8 | 21.1 | 103906/Pk2 | 103918/Pk2 | 103830/C8 | N/A |
| 100736 | 16.0 | 3C | 6943XLH | 25 | 9 | 21.2 | 103906/Pk2 | 103918/Pk2 | 103834/C9 | N/A |
| 100738 | 16.0 | 4C | 6944XLH | 25 | 11 | 22.9 | 103906/Pk2 | 103918/Pk2 | 103842/C11 | N/A |
| 100739 | 25.0 | 3C | 6943XLH | 25 | 10 | 26.7 | 103906/Pk2 | 103918/Pk2 | 103838/C10 | N/A |
| 100741 | 25.0 | 4C | 6944XLH | 32 | 12 | 28.9 | 103908/Pk2 | 103920/Pk2 | 103846/C12 | N/A |
| 100747 | 35.0 | 4C | 6944XLH | 40 | 16 | 29 | 103910/Pk1 | 103922/Pk1 | 103846/C12 | N/A |

Overall diameters and cleat sizes are a guide only and sizing variations do occur with SWA cable

LSF SWA Cable



| Code | Description | Gland | Overall Diameter | Code for BW LSF Gland Pack | Code for CW LSF Gland Pack | Code for Black Cleat | Code for Black Nail Clip |
|---------------|-----------------------------------|-------|------------------|----------------------------|----------------------------|----------------------|--------------------------|
| 120790 | 1.5mm 3 Core 6943B SWA LSF Cable | 20S | 13 | 103903/Pk2 | 103195/Pk2 | 103818/C5 | 103178/N12-14 |
| 120792 | 1.5mm 4 Core 6944B SWA LSF Cable | 20S | 14 | 103903/Pk2 | 103195/Pk2 | 103818/C5 | 103178/N12-14 |
| 120794 | 2.5mm 3 Core 6943B SWA LSF Cable | 20S | 14.1 | 103903/Pk2 | 103195/Pk2 | 103822/C6 | 103178/N12-14 |
| 120796 | 2.5mm 4 Core 6944B SWA LSF Cable | 20S | 15 | 103903/Pk2 | 103195/Pk2 | 103822/C6 | 103182/N15-18 |
| 120797 | 2.5mm 5 Core 6945B SWA LSF Cable | 20L | 16.3 | 103905/Pk2 | 103197/Pk2 | 103822/C6 | 103182/N15-18 |
| 120798 | 4.0mm 3 Core 6943B SWA LSF Cable | 20S | 15.3 | 103903/Pk2 | 103195/Pk2 | 103822/C6 | 103182/N15-18 |
| 120800 | 4.0mm 4 Core 6944B SWA LSF Cable | 20L | 16.5 | 103905/Pk2 | 103197/Pk2 | 103822/C6 | 103182/N15-18 |
| 120801 | 4.0mm 5 Core 6945B SWA LSF Cable | 20L | 16.9 | 103905/Pk2 | 103197/Pk2 | 103826/C7 | 103182/N15-18 |
| 120802 | 6.0mm 3 Core 6943B SWA LSF Cable | 20L | 16.6 | 103905/Pk2 | 103197/Pk2 | 103826/C7 | 103182/N15-18 |
| 120804 | 6.0mm 4 Core 6944B SWA LSF Cable | 20L | 18.7 | 103905/Pk2 | 103197/Pk2 | 103826/C7 | 103182/N15-18 |
| 120805 | 6.0mm 5 Core 6945B SWA LSF Cable | 20L | 19 | 103905/Pk2 | 103197/Pk2 | 103830/C8 | N/A |
| 120806 | 10.0mm 3 Core 6943B SWA LSF Cable | 20L | 19.5 | 103905/Pk2 | 103197/Pk2 | 103830/C8 | N/A |
| 120808 | 10.0mm 4 Core 6944B SWA LSF Cable | 25 | 21.1 | 103907/Pk2 | 103199/Pk2 | 103830/C8 | N/A |
| 120809 | 10.0mm 5 Core 6945B SWA LSF Cable | 25 | 22 | 103907/Pk2 | 103199/Pk2 | 103834/C9 | N/A |
| 120810 | 16.0mm 3 Core 6943B SWA LSF Cable | 25 | 21.2 | 103907/Pk2 | 103199/Pk2 | 103834/C9 | N/A |
| 120812 | 16.0mm 4 Core 6944B SWA LSF Cable | 25 | 22.9 | 103907/Pk2 | 103199/Pk2 | 103842/C11 | N/A |
| 120813 | 16.0mm 5 Core 6945B SWA LSF Cable | 25 | 25.2 | 103907/Pk2 | 103199/Pk2 | 103838/C10 | N/A |
| 120814 | 25mm 3 Core 6943B SWA LSF Cable | 25 | 26.7 | 103907/Pk2 | 103199/Pk2 | 103838/C10 | N/A |
| 120816 | 25mm 4 Core 6944B SWA LSF Cable | 32 | 28.9 | 103909/Pk2 | 103201/PK2 | 103846/C12 | N/A |
| 120817 | 25mm 5 Core 6945B SWA LSF Cable | 32 | 31 | 103909/Pk2 | 103201/PK2 | 103846/C12 | N/A |
| 120820 | 35mm 4 Core 6944B SWA LSF Cable | 40 | 35 | 103911/Pk1 | 103203/PK1 | 103850/C14 | N/A |

Overall diameters and cleat sizes are a guide only and sizing variations do occur with SWA cable


DON'T FORGET...
GLANDS, CLIPS AND TIES



SEE PAGE 88 & 89


TWIN & EARTH/TRIPLE & EARTH

PVC T+E



| Code 50m | Code 100m | Type | mm ² | Cores | Code for flat clip |
|---------------|---------------|--------|-----------------|-------|--------------------|
| - | 100602 | 6242YH | 1.0 | 2C+E | 103140 |
| 100604 | 100606 | 6242YH | 1.5 | 2C+E | 103142 |
| 100608 | 100610 | 6242YH | 2.5 | 2C+E | 103148 |
| 100612 | 100614 | 6242YH | 4.0 | 2C+E | 103150 |
| 100616 | 100618 | 6242YH | 6.0 | 2C+E | 103152 |
| 100620 | 100622 | 6242YH | 10.0 | 2C+E | 103154 |
| - | 100624 | 6242YH | 16.0 | 2C+E | 103156 |
| 100626 | 100628 | 6243YH | 1.0 | 3C+E | 103144 |
| 100630 | 100632 | 6243YH | 1.5 | 3C+E | 103144 |

LSF T+E



| Code 50m | Code 100m | Type | mm ² | Cores | Code for flat clip |
|----------|---------------|--------|-----------------|-------|--------------------|
| - | 100607 | 6242BH | 1.5 | 2C+E | 103142 |
| - | 100611 | 6242BH | 2.5 | 2C+E | 103148 |
| - | 100615 | 6242BH | 4.0 | 2C+E | 103150 |
| - | 100633 | 6243BH | 1.5 | 3C+E | 103144 |

TRY XTRATUF™ TODAY!

STRONGER

Enhanced mechanical protection provided by tough LSF HM4 outer sheath

FASTER

Reduced installation time using dome-top compression glands at termination points

NEATER

Dresses smoothly for perfect clipping


IN STOCK
1.5-6.0MM²

FREE SAMPLE

Contact us today on **0845 381 0845**


For detailed specification visit www.synergy.gb.net

PVC Flex



| Code 50m | Code 100m | Type | mm ² | Cores | Colour | Overall Diameter | Gland | Code for Nail Clip |
|---------------|---------------|-------|-----------------|-------|--------|------------------|-------|----------------------|
| 100740 | 100742 | 2182Y | 0.5 | 2C | White | 5.4 | M16 | 103164/5-6mm, White |
| - | 100743 | 3182Y | 0.75 | 2C | Black | 5.8 | M16 | 103162/5-6mm, Black |
| 100744 | 100746 | 3182Y | 0.75 | 2C | White | 5.8 | M16 | 103164/5-6mm, White |
| 100748 | 100750 | 3183Y | 0.75 | 3C | White | 6.1 | M20S | 103164/5-6mm, White |
| 100752 | 100754 | 3184Y | 0.75 | 4C | White | 7.7 | M20S | 103172/7-8mm, White |
| 100756 | 100758 | 3185Y | 0.75 | 5C | White | 8.5 | M20S | 103172/7-8mm, White |
| 100760 | 100762 | 3182Y | 1.0 | 2C | White | 7.2 | M20S | 103172/7-8mm, White |
| - | 100763 | 3182Y | 1.0 | 2C | Black | 7.2 | M20S | 103166/7-8mm, Black |
| 100764 | 100766 | 3183Y | 1.0 | 3C | Black | 7.6 | M20S | 103166/7-8mm, Black |
| 100768 | 100770 | 3183Y | 1.0 | 3C | White | 7.6 | M20S | 103172/7-8mm, White |
| 100772 | 100774 | 3184Y | 1.0 | 4C | White | 8.5 | M20S | 103172/7-8mm, White |
| 100776 | 100778 | 3185Y | 1.0 | 5C | White | 9.1 | M20S | 103176/9-11mm, White |
| - | 100779 | 3182Y | 1.5 | 2C | Black | 8.2 | M20S | 103166/7-8mm, Black |
| 100780 | 100782 | 3183Y | 1.5 | 3C | Black | 8.9 | M20S | 103166/7-8mm, Black |
| 100784 | 100786 | 3183Y | 1.5 | 3C | White | 8.9 | M20S | 103176/9-11mm, White |
| 100788 | 100790 | 3184Y | 1.5 | 4C | White | 10 | M20S | 103176/9-11mm, White |
| - | 100792 | 3185Y | 1.5 | 5C | White | 11 | M20S | 103176/9-11mm, White |
| 100796 | 100798 | 3183Y | 2.5 | 3C | Black | 10.8 | M20S | 103174/9-11mm, Black |
| 100800 | 100802 | 3183Y | 2.5 | 3C | White | 10.8 | M20S | 103176/9-11mm, White |

Heat Resistant Flex




| Code 50m | Code 100m | Type | mm ² | Cores | Colour | Overall Diameter | Gland | Code for Nail Clip |
|---------------|---------------|-------|-----------------|-------|--------|------------------|-------|----------------------|
| 100804 | 100806 | 3093Y | 0.75 | 3C | White | 6.1 | M20S | 103164/5-6mm, White |
| 100808 | 100810 | 3094Y | 0.75 | 4C | White | 7.7 | M20S | 103172/7-8mm, White |
| 100812 | 100814 | 3095Y | 0.75 | 5C | White | 8.5 | M20S | 103172/7-8mm, White |
| 100816 | 100818 | 3093Y | 1.0 | 3C | White | 7.6 | M20S | 103172/7-8mm, White |
| 100820 | 100822 | 3093Y | 1.5 | 3C | White | 8.9 | M20S | 103172/7-8mm, White |
| 100824 | 100826 | 3093Y | 2.5 | 3C | White | 10.8 | M20S | 103176/9-11mm, White |

LSF Flex




| Code 50m | Code 100m | Type | mm ² | Cores | Colour | Overall Diameter | Gland | Code for Nail Clip |
|----------|---------------|-------|-----------------|-------|--------|------------------|-------|----------------------|
| - | 100852 | 3183B | 0.75 | 3C | White | 7.2 | M20S | 103172/7-8mm, White |
| - | 100854 | 3184B | 0.75 | 4C | White | 7.7 | M20S | 103172/7-8mm, White |
| - | 117290 | 3185B | 0.75 | 5C | White | 8.5 | M20S | 103172/7-8mm, White |
| - | 117294 | 3187B | 0.75 | 7C | White | 9.8 | M20S | 103176/9-11mm, White |
| - | 100855 | 3183B | 1.0 | 3C | White | 7.6 | M20S | 103172/7-8mm, White |
| - | 100857 | 3184B | 1.0 | 4C | White | 8.5 | M20S | 103172/7-8mm, White |
| - | 117292 | 3185B | 1.0 | 5C | White | 9.1 | M20S | 103176/9-11mm, White |
| - | 117296 | 3187B | 1.0 | 7C | White | 9.9 | M20S | 103176/9-11mm, White |
| - | 100853 | 3183B | 1.5 | 3C | White | 8.9 | M20S | 103176/9-11mm, White |
| - | 100861 | 3184B | 1.5 | 4C | White | 10 | M20S | 103176/9-11mm, White |
| - | 100859 | 3183B | 2.5 | 3C | White | 10.8 | M20S | 103176/9-11mm, White |
| - | 100863 | 3184B | 2.5 | 4C | White | 11.3 | M20S | 103176/9-11mm, White |

Butyl Flex



| Code 50m | Code 100m | Type | mm ² | Cores | Colour | Overall Diameter | Gland | Code for Nail Clip |
|---------------|---------------|--------|-----------------|-------|--------|------------------|-------|----------------------|
| 100828 | 100830 | 3183TQ | 0.75 | 3C | White | 7.15 | M20S | 103172/7-8mm, White |
| - | 100832 | 3184TQ | 0.75 | 4C | White | 7.8 | M20S | 103172/7-8mm, White |
| 100834 | 100836 | 3183TQ | 1.0 | 3C | White | 7.5 | M20S | 103172/7-8mm, White |
| 100838 | 100840 | 3183TQ | 1.5 | 3C | White | 9.2 | M20S | 103176/9-11mm, White |
| - | 100842 | 3183TQ | 4.0 | 3C | Black | 10.3 | M20S | 103176/9-11mm, White |

Arctic Flex



| Code 100m | mm ² | Cores | Colour | Overall Diameter | Gland | Code for Nail Clip |
|---------------|-----------------|-------|--------|------------------|-------|----------------------|
| 100846 | 1.5 | 3 | Yellow | 8.9 | M20S | 103176/9-11mm, White |
| 100844 | 1.5 | 3 | Blue | 8.9 | M20S | 103176/9-11mm, White |
| 100850 | 2.5 | 3 | Yellow | 10.8 | M20S | 103176/9-11mm, White |
| 100848 | 2.5 | 3 | Blue | 10.8 | M20S | 103176/9-11mm, White |

LSF Singles



| Code 100m | Type | mm ² | Colour |
|-----------|-------|-----------------|--------------|
| 100663 | 6491B | 6.0 | Blue |
| 100665 | 6491B | 6.0 | Brown |
| 100669 | 6491B | 6.0 | Green/Yellow |
| 100671 | 6491B | 10.0 | Blue |
| 100677 | 6491B | 10.0 | Brown |
| 100679 | 6491B | 10.0 | Green/Yellow |
| 100681 | 6491B | 16.0 | Blue |
| 100683 | 6491B | 16.0 | Brown |
| 100685 | 6491B | 16.0 | Green/Yellow |
| 100689 | 6491B | 25.0 | Blue |
| 100691 | 6491B | 25.0 | Brown |
| 100693 | 6491B | 25.0 | Green/Yellow |

| Code 100m | Type | mm ² | Colour |
|-----------|-------|-----------------|--------------|
| 100698 | 6491B | 1.5 | Black |
| 100700 | 6491B | 1.5 | Blue |
| 100702 | 6491B | 1.5 | Brown |
| 100704 | 6491B | 1.5 | Green/Yellow |
| 100705 | 6491B | 2.5 | Black |
| 100706 | 6491B | 2.5 | Blue |
| 100708 | 6491B | 2.5 | Brown |
| 100710 | 6491B | 2.5 | Green/Yellow |
| 100651 | 6491B | 4.0 | Blue |
| 100655 | 6491B | 4.0 | Brown |
| 100659 | 6491B | 4.0 | Green/Yellow |

TRY XTRATUF™ TODAY!

STRONGER

Enhanced mechanical protection provided by tough LSF HM4 outer sheath

FASTER

Reduced installation time using dome-top compression glands at termination points

NEATER

Dresses smoothly for perfect clipping



IN STOCK
1.5-6.0MM²


FREE SAMPLE

Contact us today on **0845 381 0845**


Call **Synergy** now on **0845 381 0845** or email sales@synergy.gb.net

PVC Singles

| Code 50m | Code 100m | Type | mm ² | Colour |
|---------------|---------------|-------|-----------------|--------------|
| - | 100634 | 6491X | 1.5 | Black |
| - | 100636 | 6491X | 1.5 | Blue |
| - | 100638 | 6491X | 1.5 | Brown |
| - | 100640 | 6491X | 1.5 | Green/Yellow |
| - | 100642 | 6491X | 2.5 | Blue |
| - | 100644 | 6491X | 2.5 | Brown |
| 100648 | 100650 | 6491X | 4.0 | Blue |
| 100652 | 100654 | 6491X | 4.0 | Brown |
| 100656 | 100658 | 6491X | 4.0 | Green/Yellow |
| 100660 | 100662 | 6491X | 6.0 | Blue |
| 100664 | 100667 | 6491X | 6.0 | Brown |
| 100668 | 100670 | 6491X | 6.0 | Green/Yellow |
| 100672 | 100674 | 6491X | 10.0 | Green/Yellow |
| - | 100676 | 6491X | 16.0 | Blue |
| - | 100678 | 6491X | 16.0 | Brown |
| 100680 | 100682 | 6491X | 16.0 | Green/Yellow |
| - | 100684 | 6491X | 25.0 | Blue |
| - | 100686 | 6491X | 25.0 | Brown |
| - | 100688 | 6491X | 25.0 | Green/Yellow |





Double Insulated Single



| Code | Type | Colour | Size (mm) ² |
|---------------|--------|------------|------------------------|
| 100690 | 6181YH | Blue/Grey | 16.0 |
| 100692 | 6181YH | Brown/Grey | 16.0 |
| 100694 | 6181YH | Blue/Grey | 25.0 |
| 100696 | 6181YH | Brown/Grey | 25.0 |

Fire Alarm Cable



| Code 100m | Colour | mm ² | Cores | Gland | Dia. (mm) | Code for Gland | Code for P Clip | Code for Saddle Clip | Code for Nail Clip |
|---------------|--------|-----------------|-------|-------|-----------|----------------|-----------------|----------------------|--------------------|
| 100918 | White | 1.5 | 2C+E | 20S | 8.0 | 103872 | 103188/P7 | 103214/2xP7 | 103172/N7-8 |
| 100920 | White | 1.5 | 3C+E | 20S | 8.4 | 103872 | 103194/P9 | N/A | 103172/N7-8 |
| 100922 | White | 1.5 | 4C+E | 20S | 9.5 | 103872 | 103194/P9 | N/A | 103176/N9-11 |
| 100924 | White | 2.5 | 2C+E | 20 | 9.0 | 103880 | 103194/P9 | N/A | 103176/N9-11 |
| 100926 | White | 2.5 | 4C+E | 20 | 11.7 | 103880 | 103206/P11 | N/A | 103176/N9-11 |
| 100912 | Red | 1.5 | 2C+E | 20S | 8.0 | 103868 | 103186/P7 | 103212/2xP7 | 103170/N7-8 |
| 100914 | Red | 1.5 | 4C+E | 20S | 9.5 | 103868 | 103192/P9 | N/A | 103170/N7-8 |
| 100916 | Red | 2.5 | 2C+E | 20 | 9.0 | 103868 | 103192/P9 | N/A | 103170/N7-8 |

TRY XTRATUF™ TODAY!

STRONGER

Enhanced mechanical protection provided by tough LSF HM4 outer sheath

FASTER

Reduced installation time using dome-top compression glands at termination points

NEATER

Dresses smoothly for perfect clipping




IN STOCK
1.5-6.0MM²

FREE SAMPLE

Contact us today on **0845 381 0845**


Call **Synergy** now on **0845 381 0845** or email sales@synergy.gb.net

Data Cable




| Code | Description | Packed |
|---------------|----------------------------------|----------|
| 100888 | Cat5E 4pr 24 AWG UTP | 305m box |
| 100887 | Black Cat5E 4pr 24 AWG UTP | 305m box |
| 100891 | Cat5E 4pr 24 AWG UTP +LSF sheath | 305m box |
| 100889 | Cat6 4pr 24 AWG | 305m box |

Telephone Cable



| Code 100m | No. of Pairs | Size/Type | Dia (mm) |
|---------------|--------------|----------------------------------|----------|
| 100858 | 2 | 0.5mm ² | 4.5 |
| 100866 | 5 | Black P.J. filled exterior cable | 8.0 |
| 100860 | 3 | 0.5mm ² | 5.0 |
| 100862 | 4 | 0.5mm ² | 5.8 |
| 100864 | 6 | 0.5mm ² | 6.8 |

Intruder Alarm Cable



| Code 100m | Type | Core | Size | Dia (mm) |
|---------------|------------|------|-------|----------|
| 100868 | Screened | 6 | 24AWG | 4.3 |
| 100870 | Screened | 8 | 24AWG | 4.6 |
| 100871 | Unscreened | 4 | 24AWG | 3.4 |
| 100872 | Unscreened | 6 | 24AWG | 4.0 |
| 100875 | Unscreened | 8 | 24AWG | 4.3 |

Coax Cable



| Code 100m | Type | Colour |
|---------------|---------------------------------|--------|
| 100886 | Foam filled RG6 digital coaxial | Black |
| 100884 | RG59 CCTV Coaxial | Black |
| 100883 | Shotgun cable | Black |
| 100892 | 13 strand speaker cable | White |
| 100894 | 79 strand speaker cable | White |
| 100896 | LV 2core 2.0mm | Black |

FEATURED PRODUCT

Dataplan Cat. 6 Perimeter Trunking

DATAPLAN 180

PRE-PUNCHED HOLES FOR REDUCED INSTALLATION TIME

ADJUSTABLE CORNERS TO COPE WITH OUT-OF-SQUARE COLUMNS

SOFT-TONE WHITE TO COMPLIMENT MODERN OFFICE COLOUR SCHEMES

SPACIOUS DATA COMPARTMENT CONTAINS UP TO 55 CAT. 6 CABLES

PROVIDES BUILDING FUTURE-PROOFING WITH CAT. 5E, 5, 6A AND CAT. 7 COMPLIANCE



DATAPLAN 140

COMPACT AND COST-EFFECTIVE PROFILE. IDEAL FOR PROJECTS WITH A SMALL GAP BETWEEN WINDOW CILL AND RADIATORS.

AESTHETICALLY PLEASING RADIUS PROFILE CAN HOUSE UP TO 15 X CAT6 CABLES

PROTECTIVE FILM PROVIDES ON-SITE PROTECTION UNTIL PROJECT COMPLETION

MANUFACTURED FROM HIGH IMPACT RESISTANT MATERIAL

END CAPS, JOINTS AND BENDS HELD FIRMLY IN PLACE USING LOCATING FIXING PINS



Call **Synergy** now on **0845 381 0845** or email sales@synergy.gb.net

**YOUR RESOURCE
FOR SUCCESS**



SECTION 03

INSTALLATION PRODUCTS

| | |
|---------------------------------------|-----|
| Cable Accessories, Boxes & Enclosures | 88 |
| Cable Tray, Channel & Fixings | 98 |
| Conduit & Trunking | 110 |
| Circuit Distribution | 128 |
| Isolators & Controls | 140 |
| Wiring Accessories | 147 |
| Fire Alarm & Security | 164 |
| Heating & Hand Dryers | 166 |
| Fans & Ventilation | 168 |
| Tools & Site Equipment | 173 |

**FOR OUR FULL RANGE OF INSTALLATION
PRODUCTS VISIT WWW.SYNERGY.GB.NET**

Cable Ties & Bases

Ties




| Code | Colour | Size |
|--------|-----------------|--------------------|
| 103788 | Black | 100x2.5 |
| 103789 | Black | 160x4.8 |
| 103790 | Black | 200x4.8 |
| 103792 | Black | 300x4.8 |
| 103793 | Black | 370x4.8 |
| 103794 | Black | 370x7.6 |
| 103795 | Black | 370x7.6 Releasable |
| 103796 | Natural | 100x2.5 |
| 103797 | Natural | 160x4.8 |
| 103798 | Natural | 200x4.8 |
| 103800 | Natural | 300x4.8 |
| 103801 | Natural | 370x4.8 |
| 103802 | Stainless Steel | 200x4.6 |

Bases



| Code | Description | Pack Qty |
|--------|-----------------------------|----------|
| 103808 | Screw fix saddle | 100 |
| 103804 | 19x19mm self adhesive black | 100 |
| 103806 | 28x28mm self adhesive black | 100 |
| 103807 | 28x28mm self adhesive white | 100 |

Anchors



| Code | Size | Pack Qty |
|--------|-----------|----------|
| 103814 | 37mm long | 100 |

Soft substrate - drill 7mm hole to receive anchor.
 Hard substrate - drill 8mm hole to receive anchor.

Cable Clips

Round



| Code Black | Code White | Code Brown | Code Red | Size (mm) |
|------------|------------|------------|----------|-----------|
| 103158 | 103160 | - | - | 4-5 |
| 103162 | 103164 | - | - | 5-6 |
| 103166 | 103172 | 103168 | 103170 | 7-8 |
| 103174 | 103176 | - | - | 9-11 |
| 103178 | 103180 | - | - | 12-14 |
| 103182 | - | - | - | 15-18 |

Flat



| Code | Size |
|--------|----------|
| 103140 | 1.0 T&E |
| 103142 | 1.5 T&E |
| 103148 | 2.5 T&E |
| 103150 | 4.0 T&E |
| 103152 | 6.0 T&E |
| 103154 | 10.0 T&E |
| 103156 | 16.0 T&E |

Brass Cable Glands

CXT Glands For SY Cable



| Code | Description |
|---------------|----------------------------------|
| 116390 | CXT20S, 20mm small, 2 part kit |
| 116392 | CXT20, 20mm standard, 2 part kit |
| 116394 | CXT25, 25mm, 2 part kit |
| 116396 | CXT32, 32mm, 2 part kit |
| 116398 | CXT40, 40mm, single kit |
| 116400 | CXT50, 50mm, single kit |

SWA Cable Glands



| Size | Indoor | | Outdoor | | Pack Qty |
|------|---------------|---------------|---------------|---------------|----------|
| | BW PVC | BW LSF | CW PVC | CW LSF | |
| 20S | 103902 | 103903 | 103914 | 103195 | 2 |
| 20L | 103904 | 103905 | 103916 | 103197 | 2 |
| 25 | 103906 | 103907 | 103918 | 103199 | 2 |
| 32 | 103908 | 103909 | 103920 | 103201 | 2 |
| 40 | 103910 | 103911 | 103922 | 103203 | 1 |
| 50 | 103912 | 103913 | | - | 1 |

P Clips



| Code Black | Code Red | Code White | Size (mm) | Pack Qty |
|---------------|---------------|---------------|--------------|----------|
| 103184 | 103186 | 103188 | 7 | 50 |
| 103190 | 103192 | 103194 | 9 | 50 |
| 103196 | 103198 | 103200 | 10 | 50 |
| 103202 | 103204 | 103206 | 11 | 50 |
| 103208 | - | 103210 | 12 | 50 |
| - | 103212 | 103214 | 2 x 7 saddle | 50 |

Plastic Cable Glands



| Code | Type | Cable Diameter (mm) |
|---------------|---------------------------------------|---------------------|
| 103863 | M16 Dome Top Gland & Locknut -Black | 5-10 |
| 103864 | M20S Dome Top Gland & Locknut -Black | 6-12 |
| 103876 | M20L Dome Top Gland & Locknut - Black | 7-14 |
| 103882 | M25 Dome Top Gland & Locknut - Black | 13-18 |
| 103886 | M32 Dome Top Gland & Locknut - Black | 14-21 |
| 103887 | M40 Dome Top Gland & Locknut - Black | 22-32 |
| 103888 | M50 Dome Top Gland & Locknut - Black | 32-38 |
| 103872 | M20S Dome Top Gland & Locknut -White | 6-12 |
| 103880 | M20L Dome Top Gland & Locknut -White | 7-14 |
| 103884 | M25 Dome Top Gland & Locknut - White | 13-18 |
| 103868 | M20S Dome Top Gland & Locknut - Red | 6-12 |

Cable Cleats



| Code | Cleat size no. | Cable Diameter(mm) |
|---------------|---------------------|--------------------|
| 103817 | No. 4 Cable Cleats | 10.2 |
| 103818 | No. 5 Cable Cleats | 12.7 |
| 103822 | No. 6 Cable Cleats | 15.2 |
| 103826 | No. 7 Cable Cleats | 17.8 |
| 103830 | No. 8 Cable Cleats | 20.3 |
| 103834 | No. 9 Cable Cleats | 22.8 |
| 103838 | No. 10 Cable Cleats | 25.4 |
| 103842 | No. 11 Cable Cleats | 27.7 |
| 103846 | No. 12 Cable Cleats | 30.4 |
| 103850 | No. 14 Cable Cleats | 35.6 |
| 103854 | No. 16 Cable Cleats | 40.6 |
| 103858 | No. 18 Cable Cleats | 45.7 |
| 103859 | No. 20 Cable Cleats | 50.8 |

Grommets



| Code | Type | Size |
|---------------|-------------------|-----------|
| 103778 | Open Supergrommet | 20 |
| 103766 | Closed | 20 |
| 103780 | Open | 25 |
| 103768 | Closed | 25 |
| 103782 | Open | 32 |
| 103770 | Closed | 32 |
| 103784 | Open | 38 |
| 103772 | Closed | 38 |
| 103786 | Open | 50 |
| 103774 | Closed | 50 |
| 103776 | Grommet Strip | Per Metre |


Insulated Cable Crimps

Crimp lugs



| Code | Colour | Cable mm ² | Stud mm |
|---------------|--------|-----------------------|---------|
| 103924 | Red | 1.5 | 4 |
| 103926 | Red | 1.5 | 6 |
| 103928 | Red | 1.5 | 8 |
| 103932 | Blue | 2.5 | 4 |
| 103934 | Blue | 2.5 | 6 |
| 103936 | Blue | 2.5 | 8 |
| 103940 | Yellow | 4.0 | 4 |
| 103942 | Yellow | 4.0 | 6 |
| 103944 | Yellow | 4.0 | 8 |

Through connectors



| Code | Colour | Cable mm ² | Type |
|---------------|--------|-----------------------|---------------|
| 103930 | Red | 1.5 | Through crimp |
| 103938 | Blue | 2.5 | Through crimp |
| 103948 | Yellow | 4.0 | Through crimp |

Spade crimps



| Code | Colour | Cable mm ² | Type |
|---------------|--------|-----------------------|----------------|
| 103931 | Red | 1.5 | Female push on |
| 103939 | Blue | 2.5 | Female push on |

Uninsulated Cable Crimps



| Code | Cable mm ² | Stud mm |
|--------|-----------------------|---------|
| 103956 | 10 | 6 |
| 103958 | 10 | 8 |
| 103964 | 16 | 6 |
| 103966 | 16 | 8 |
| 103968 | 16 | 10 |
| 103972 | 25 | 6 |
| 103974 | 25 | 8 |
| 103976 | 25 | 10 |
| 103978 | 25 | 12 |
| 103980 | 35 | 8 |
| 103982 | 35 | 10 |

| Code | Cable mm ² | Stud mm |
|--------|-----------------------|---------|
| 103982 | 35 | 10 |
| 103988 | 50 | 10 |
| 103994 | 70 | 10 |
| 104000 | 95 | 10 |
| 104004 | 120 | 10 |
| 104010 | 10 | splice |
| 104012 | 16 | splice |
| 104014 | 25 | splice |
| 104016 | 35 | splice |
| 104018 | 50 | splice |
| 104020 | 70 | splice |

Adaptable Boxes

Galvanised



| Code (With knock-outs) | Code (Plain sides) | Size (inches) | Size (mm) |
|------------------------|--------------------|---------------|-------------|
| 104278 | 104294 | 3x3x2" | 75x75x50 |
| 104280 | 104296 | 4x4x2" | 100x100x50 |
| 104282 | 104298 | 4x4x3" | 100x100x75 |
| 104284 | 104300 | 6x4x2" | 150x100x50 |
| 104286 | 104302 | 6x6x2" | 150x150x50 |
| 104288 | 104304 | 6x6x3" | 150x150x75 |
| 104290 | 104306 | 9x6x3" | 225x150x75 |
| 104292 | 104308 | 9x9x4" | 225x225x100 |

Rubber Gaskets



| Code | Size |
|--------|-----------|
| 104310 | 75 x 75 |
| 104312 | 100 x 100 |
| 104314 | 150 x 150 |

Junction Boxes

Bakelite



| Code | Rating | Description | Colour |
|---------------|--------|---------------------|--------|
| 104332 | 20A | 4 Term. small round | Brown |
| 104335 | 20A | 4 Term. small round | White |
| 104336 | 20A | 4 Term. large round | Brown |
| 104338 | 30A | 3 Term. round | Brown |
| 104340 | 20A | 6 Term. small round | Brown |
| 104342 | 60A | 3 Term. rectangular | Brown |

PVC



| Code | Rating | Description |
|---------------|--------|-------------|
| 104378 | IP44 | 65 dia x 35 |
| 104380 | IP44 | 80 dia x 40 |

Choc box



| Code | Description |
|---------------|----------------------------------|
| 104344 | Clear PVC snap fix connector box |


Inline connectors



| Code | Description |
|---------------|--|
| 106074 | 3 Pole male and female in-line connector |

PERFECT FOR SMALL DIAMETER DOWNLIGHTS

Click Flow connector



| Code | Description |
|---------------|-------------|
| 104347 | 3 pole 16A |
| 104349 | 4 pole 16A |

Resin Jointing



| Code | Description |
|---------------|--|
| 104368 | 2 way resin joint kit, 1.5 – 6.0 mm cable |
| 104367 | Re-enterable sealing gel, 300ml. Use to fill and seal any enclosure. |


Hager junction box



| Code | Description |
|---------------|-------------------------|
| 104343 | Hager J501 Junction Box |

Din Rail Enclosures

DIN Rail



| Code | Size |
|---------------|-------------|
| 111410 | 35mm x 0.5m |
| 111412 | 35mm x 1m |
| 104404 | 35mm x 2m |

Top hat slotted rail

Metal clad empty enclosures



| Code | Description |
|---------------|-------------|
| 110620 | 4 module |
| 110622 | 8 module |
| 110624 | 12 module |
| 110626 | 16 module |
| 110628 | 32 module |

IP65 steel enclosures



| Code | Description |
|---------------|-------------------|
| 111510 | 300 x 300 x 150 |
| 111512 | 400 x 300 x 150 |
| 111514 | 400 x 400 x 200 |
| 111516 | 500 x 400 x 150 |
| 111518 | 600 x 500 x 200 |
| 111520 | 600 x 600 x 200 |
| 111522 | 700 x 500 x 200 |
| 111524 | 800 x 600 x 250 |
| 111526 | 1000 x 800 x 300 |
| 111528 | 1200 x 800 x 300 |
| 111530 | 1200 x 1200 x 300 |

Open enclosures



| Code | Description |
|---------------|--------------------------|
| 104416 | 2 module PVC enclosure |
| 104420 | 4 module PVC enclosure |
| 106066 | 2 module metal enclosure |
| 106068 | 4 module metal enclosure |

Waterproof enclosures



| Code | Description |
|---------------|-------------------------------------|
| 104418 | IP65 4 module plastic enclosure* |
| 104422 | IP55 8 module plastic enclosure |
| 104424 | IP55 12 module plastic enclosure |
| 104426 | Terminal block for 8 way enclosure |
| 104428 | Terminal block for 12 way enclosure |

* Suitable for RCBO's

Plastic Enclosures

PVC adaptable boxes



| Code | Rating | Size (mm) |
|---------------|--------|-----------------|
| 104388 | IP56 | 100 x 100 x 50 |
| 104392 | IP56 | 150 x 110 x 70 |
| 104393 | IP56 | 190 x 140 x 70 |
| 104394 | IP56 | 240 x 190 x 90 |
| 104395 | IP56 | 300 x 220 x 120 |
| 104398 | IP56 | 380 x 300 x 120 |
| 104400 | IP56 | 190 x 140 x 140 |
| 104402 | IP56 | 300 x 220 x 180 |


Wiska junction boxes IP67



| Code | Reference | Description | Size (mm) | Colour |
|---------------|-----------|--------------------|-----------|--------|
| 104348 | 308 | 32A 5 Terminal Box | 85 x 85 | Grey |
| 104350 | 308 | 32A 5 Terminal Box | 85 x 85 | Black |
| 104352 | 607 | 40A 5 Terminal Box | 110 x 110 | Grey |
| 104354 | 607 | 40A 5 Terminal Box | 110 x 110 | Black |
| 104356 | 1010 | 40A 5 Terminal Box | 140 x 140 | Grey |
| 104358 | 1010 | 40A 5 Terminal Box | 140 x 140 | Black |

Sleeving / Insulation Tape

PVC insulation tape



| Code | Colour | Size |
|---------------|--------------|------------|
| 103764 | Brown | 19mm x 33m |
| 103762 | Blue | 19mm x 33m |
| 103760 | Green/Yellow | 19mm x 33m |
| 103754 | Black | 19mm x 33m |
| 103756 | White | 19mm x 33m |
| 103758 | Grey | 19mm x 33m |
| 103753 | Red | 19mm x 33m |

PVC sleeving



| Code | Colour | Size | Pack 100m |
|---------------|--------------|------|-----------|
| 103723 | Green/Yellow | 2 | Hank |
| 103729 | Green/Yellow | 3 | Hank |
| 103728 | Green/Yellow | 3 | Drum |
| 103730 | Green/Yellow | 4 | Drum |
| 103732 | Green/Yellow | 5 | Hank |
| 103733 | Green/Yellow | 6 | Hank |
| 103735 | Green/Yellow | 10.0 | Hank |
| 103736 | Brown | 4 | Hank |
| 103734 | Blue | 4 | Hank |
| 103737 | Blue | 10.0 | Hank |

Connector Blocks

PVC connector strip



| Code | Rating |
|---------------|--------------|
| 104472 | 5A - 12 way |
| 104476 | 15A - 12 way |
| 104480 | 30A - 12 way |
| 104484 | 60A - 12 way |

Ceramic connector strip



| Code | Rating |
|---------------|-------------|
| 104464 | 5A - 2 way |
| 104466 | 5A - 3 way |
| 104468 | 30A - 2 way |

Fixings Tubs



| Code | Description | No. of Pcs |
|---------------|----------------------------------|------------|
| 103134 | 1.0mm, 1.5mm & 2.5mm cable clips | 400 |
| 103136 | Plasterboard fixings | 200 |
| 103138 | 4x40mm screws & red plugs | 500 |

Henley/Earthing Connectors

Henley blocks



| Code | Description |
|---------------|----------------------------|
| 104512 | 100A S.P. 5x35mm Terminals |
| 104516 | 100A D.P. 5 Terminal |
| 104514 | 200A S.P. 5 Terminal |

Earthing clamps



| Code | Size (mm) | Conditions |
|---------------|-----------|--------------|
| 104454 | 12-32 | Damp/Outdoor |
| 104458 | 32-50 | Damp/Outdoor |
| 104460 | 50-75 | Damp/Outdoor |

Earthing blocks



| Code | Description |
|---------------|---|
| 104492 | 4 way 1 x 25mm ² + 3 x 16mm ² |
| 104494 | 8 way 2 x 25mm ² + 6 x 16mm ² |

Earth pits



| Code | Type |
|---------------|-----------------------|
| 104508 | Light Duty |
| 104510 | Heavy duty (pictured) |

Bonding terminals



| Code | Description |
|---------------|-----------------------------------|
| 104462 | Earth clamp for sinks & radiators |

Earth rod & clamp



| Code | Description |
|---------------|------------------------------------|
| 104496 | 3 / 8" x 4ft copper rod |
| 104500 | 3 / 8" Cable to rod clamp |
| 104498 | 5 / 8" x 4ft extendable copper rod |
| 104502 | 5 / 8" Cable to rod clamp |
| 104504 | 5 / 8" Coupling nut |
| 104506 | 5 / 8" Driving head |

FEATURED PRODUCT

Dataplan Cat. 6 Perimeter Trunking

DATAPLAN 180

PRE-PUNCHED HOLES FOR REDUCED INSTALLATION TIME

ADJUSTABLE CORNERS TO COPE WITH OUT-OF-SQUARE COLUMNS

SOFT-TONE WHITE TO COMPLIMENT MODERN OFFICE COLOUR SCHEMES

SPACIOUS DATA COMPARTMENT CONTAINS UP TO 55 CAT. 6 CABLES

PROVIDES BUILDING FUTURE-PROOFING WITH CAT. 5E, 5, 6A AND CAT. 7 COMPLIANCE



DATAPLAN 140

COMPACT AND COST-EFFECTIVE PROFILE. IDEAL FOR PROJECTS WITH A SMALL GAP BETWEEN WINDOW CILL AND RADIATORS.

AESTHETICALLY PLEASING RADIUS PROFILE CAN HOUSE UP TO 15 X CAT6 CABLES

PROTECTIVE FILM PROVIDES ON-SITE PROTECTION UNTIL PROJECT COMPLETION

MANUFACTURED FROM HIGH IMPACT RESISTANT MATERIAL

END CAPS, JOINTS AND BENDS HELD FIRMLY IN PLACE USING LOCATING FIXING PINS



Light Duty Cable Tray



| Code | Size (mm) |
|--------|-----------|
| 110100 | 50 |
| 110102 | 75 |
| 110104 | 100 |

Medium Duty Cable Tray



| Code | Size (mm) |
|--------|-----------|
| 109031 | 75 |
| 109032 | 100 |
| 109034 | 150 |
| 109036 | 225 |
| 109038 | 300 |
| 109041 | 450 |
| 109043 | 600 |

FEATURED PRODUCT



STAND-OFF BRACKETS WITH CAPTIVE NUTS

“The cable tray brackets are light-weight but robust and simple to use. No more roofing nuts and bolts which saves time and money on speedy installations.”

Mr N - Mechanic Service Engineer


| Code | Size (mm) |
|--------|------------|
| 121660 | 50 |
| 121662 | 75/100/150 |
| 121664 | 225 |
| 121666 | 300 |

Request your **FREE** sample today
 call us on **0845 381 0845**



Medium Duty Cable Tray Bends

90° Flat bends



| Code | Size (mm) |
|--------|-----------|
| 109039 | 75 |
| 109040 | 100 |
| 109042 | 150 |
| 109044 | 225 |
| 109046 | 300 |

45° Flat bends




| Code | Size (mm) |
|--------|-----------|
| 111890 | 75 |
| 111892 | 100 |
| 111894 | 150 |
| 111896 | 225 |
| 111898 | 300 |

Flexible risers




| Code | Size (mm) |
|--------|-----------|
| 110120 | 75 |
| 110122 | 100 |
| 110124 | 150 |
| 110126 | 225 |
| 110128 | 300 |

Equal Tees




| Code | Size (mm) |
|--------|-----------|
| 109047 | 75 |
| 109048 | 100 |
| 109050 | 150 |
| 109052 | 225 |
| 109054 | 300 |

Stand-off bracket



| Code | Size (mm) |
|--------|-----------|
| 109070 | 100 |
| 109072 | 150 |
| 109074 | 225 |
| 109076 | 300 |

Traying Arms




| Code | Size (mm) |
|--------|-----------|
| 110140 | 100 |
| 110142 | 150 |
| 110144 | 225 |
| 110146 | 300 |

Hanging Bracket



| Code | Size (mm) |
|--------|-----------|
| 109057 | 75 |
| 109058 | 100 |
| 109060 | 150 |
| 109062 | 225 |
| 109064 | 300 |

Couplers

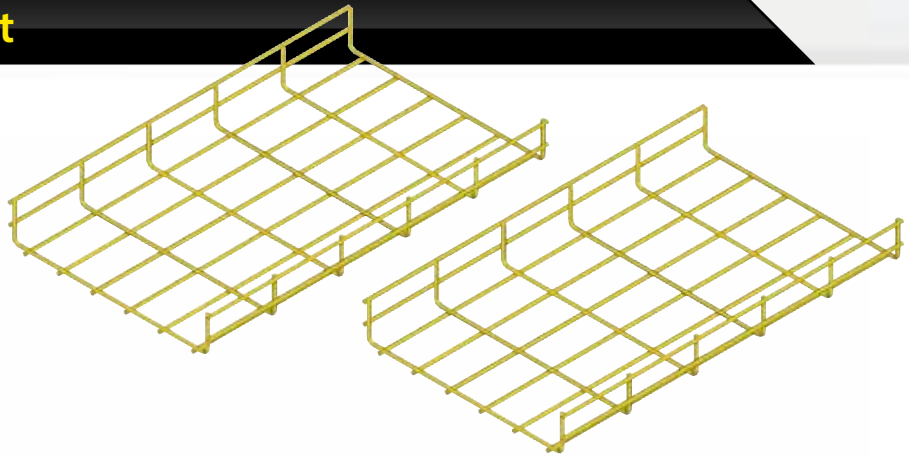


| Code |
|--------|
| 109056 |

Pemsa Cable Basket

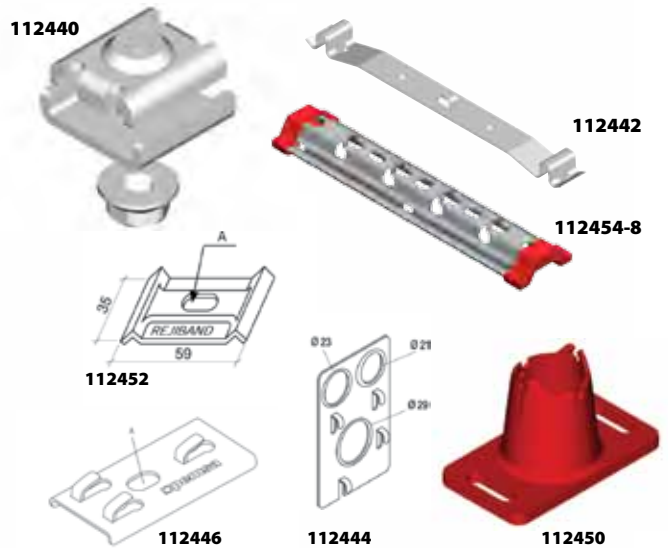
Cable Basket Trays

| Code | Section (mm) |
|--------|--------------|
| 112400 | 100 x 35 |
| 112402 | 150 x 35 |
| 112404 | 200 x 35 |
| 112406 | 300 x 35 |
| 112408 | 400 x 35 |
| 112414 | 200 x 60 |
| 112416 | 300 x 60 |




System Accessories

| Code | Description | Qty |
|--------|---|-------|
| 112440 | Joint clamp connector | Pk.50 |
| 112442 | Click connector | Pk.25 |
| 112446 | Click central hanging plate – M10 | Pk.20 |
| 112452 | Central hanging plate – M10 | Pk.20 |
| 112454 | Click channel support, 200mm – M10 | Each |
| 112456 | Click channel support, 300mm – M10 | Each |
| 112458 | Click channel support, 400mm – M10 | Each |
| 112459 | Click channel support, 3m – M10 can be (cut to length required) | Each |
| 112444 | Gland bracket – for terminating conduit on tray, M20 & M25 | Each |
| 112450 | Floor mounting foot – reinforced | Each |
| 112425 | Click divider 25mm - 3m | Each |
| 112427 | Click divider 50mm - 3m | Each |



Channel + Threaded Rod

Slotted Channel



| Code | Gauge | Size |
|--------|-------|---------|
| 110150 | Light | 41 x 21 |
| 110152 | Light | 41 x 41 |
| 104194 | Heavy | 41 x 21 |
| 104196 | Heavy | 41 x 41 |


Threaded Rod



| Code | Size (mm) |
|--------|-----------|
| 104198 | M6 |
| 104200 | M8 |
| 104202 | M10 |

Steel Channel Brackets/Fixings

Channel Nuts



| Code | Description | Size |
|---------------|--------------|------|
| 111870 | No Spring | M6 |
| 110872 | No Spring | M8 |
| 110874 | No Spring | M10 |
| 103698 | Short Spring | M6 |
| 103702 | Short Spring | M8 |
| 103706 | Short Spring | M10 |
| 103710 | Long Spring | M6 |
| 103714 | Long Spring | M8 |
| 103718 | Long Spring | M10 |

Cantilever Arms




| Code | Section (mm) |
|---------------|--------------|
| 111940 | 300 |
| 111942 | 450 |
| 111944 | 600 |
| 111946 | 750 |

Strut Couplers




| Code | Section (mm) |
|---------------|--------------|
| 110180 | 41 x 21 |
| 110182 | 41 x 41 |

Channel End Caps



| Code | To Fit | Colour |
|---------------|---------|--------|
| 103722 | 41 x 21 | White |
| 103724 | 41 x 41 | White |
| 111930 | 41 x 21 | Black |
| 111932 | 41 x 41 | Black |

Strut Brackets



| Code | Section (mm) |
|---------------|---------------------------|
| 109078 | 90° 1 x 1 Hole |
| 109080 | 90° 2 x 1 Hole |
| 109082 | 90° 2 x 2 Hole |
| 110190 | 3 Hole Inline |
| 110192 | 4 Hole Inline |
| 110200 | 90° Flat Angle |
| 110202 | Flat Tee |
| 110204 | 45 Acute Angle 1 x 1 Hole |

Floor Boxes

Stamford Raised Access Floorboxes



| Code | Description | Floor cut out | Box Depth | Accessory plate |
|---------------|---|---------------|-----------|-----------------|
| 105700 | 3 compartment 'Ready-to-go' floorbox kit c/w DSSO, 4G dataplate and blank plate (105702, 105704 & 105708) | 266 x 212mm | 80mm | 185 x 76mm |
| 105714 | 3 compartment floorbox only (order accessory plates separately) | 303 x 221mm | 76mm | 185 x 89mm |
| 105732 | 4 compartment floorbox only (order accessory plates separately) | 303 x 221mm | 76mm | 185 x 68mm |

Stamford Screed Floorboxes



| Code | Description | Floor cut out | Box Depth | Accessory plate |
|---------------|---------------------------------|---------------|-----------|-----------------|
| 105748 | 3 compartment screed access box | 303 x 221mm | 65mm | 185 x 89mm |
| 105750 | 4 compartment screed access box | 303 x 221mm | 65mm | 185 x 68mm |

DON'T FORGET...

XTRATUF-LSF

Use Xtratuf to wire up these floorboxes... fast!



SEE PAGE 70

Stamford Pedestal Boxes



| Code | Description |
|---------------|-------------|
| 105764 | 1 gang |
| 105766 | 2 gang |
| 105768 | Dual 1 gang |

Stamford Data Boxes



| Code | Description |
|---------------|------------------------|
| 105770 | 4 module box |
| 105772 | 6 module box |
| 101650 | 25mm Flex conduit pack |

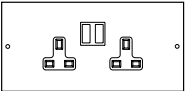
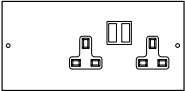
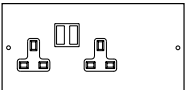
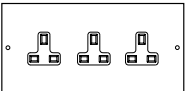
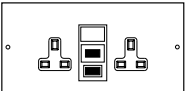

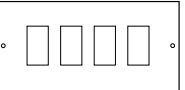
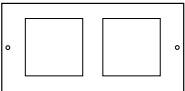

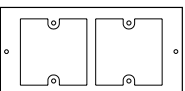

Stamford Floor Grommets



| Code | Description |
|---------------|---|
| 105758 | Plain grommet |
| 105760 | Power only grommet |
| 105762 | Power & 2 x RJ45/LJ6C data outlet grommet |

Stamford Floorbox Accessory Plates

(Cross-reference with floorboxes to verify the plate size required)

| Illustration | Description | Code (185x76mm Accessories) | Code (185x89mm Accessories) | Code (185x68mm Accessories) |
|---|--|-----------------------------|-----------------------------|-----------------------------|
|  | Twin switched dual earth socket | 105702 | 105716 | - |
|  | Right hand switched D / E socket | - | - | 105734 |
|  | Left hand switched D / E socket | - | - | 105736 |
|  | Triple Socket | 105705 | 105719 | 105737 |
|  | RCD Twin Socket | 105703 | 105717 | - |
|  | Blank plate | 105704 | 105718 | 105738 |
|  | 4 Module RJ45/LJ6C plate.37x22mm cut out | 105706 | 105720 | 105740 |
| | Modules for this dataplate | | | |
| | Cat5e data module LJ6C | 102760 | 102760 | 102760 |
| | Blanking module LJ6C | 102758 | 102758 | 102758 |
|  | 4 Module Euro plate. 50x50mm cut out complete with mounting collar | 105710 | 105724 | 105744 |
| | Modules for this dataplate | | | |
| | Cat5e Eurodata module | 100123 | 100123 | 100123 |
| | Cat6 Eurodata module | 100125 | 100125 | 100125 |
| | Eurodata blank module | 100127 | 100127 | 100127 |
|  | 6 Module RJ45/LJ6C plate. 37x22mm cut out | 105712 | 105726 | 105746 |
| | Modules for this dataplate | | | |
| | Cat5e data module LJ6C | 102760 | 102760 | 102760 |
| | Blanking module LJ6C | 102758 | 102758 | 102758 |
|  | Dual standard single accessory plate | - | 105728 | - |
|  | Standard twin accessory plate | - | 105730 | - |


DON'T FORGET...
AUDIO VISUAL MODULES



SEE PAGE 162

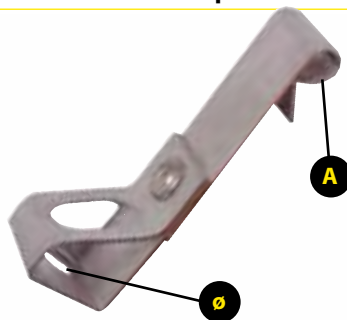
Beam Clips

Purlin Clips



| Code | Ref | A (mm) | ø (mm) |
|--------|-------|--------|---------|
| 102512 | CR27 | 2 - 4 | 7 - 9 |
| 102516 | CR210 | 2 - 4 | 10 - 11 |
| 102520 | CR212 | 2 - 4 | 12 - 14 |
| 102524 | CR47 | 4 - 7 | 7 - 9 |
| 102528 | CR410 | 4 - 7 | 10 - 11 |
| 102532 | CR412 | 4 - 7 | 12 - 14 |
| 102534 | CR415 | 4 - 7 | 15 - 18 |
| 102536 | CR87 | 8 - 12 | 7 - 9 |
| 102540 | CR810 | 8 - 12 | 10 - 11 |
| 102544 | CR812 | 8 - 12 | 12 - 14 |

Vertical Stud Clips



| Code | Ref | A (mm) | ø (mm) |
|--------|----------|--------|--------|
| 102570 | VF1-6MT | 1 - 5 | M6 |
| 102572 | VF1-8MT | 1 - 5 | M8 |
| 102574 | VF2-8MT | 5 - 7 | M8 |
| 102576 | VF1-10MT | 1 - 5 | M10 |
| 102580 | VF2-10MT | 5 - 7 | M10 |
| 102584 | ZP10MT | 1 - 5 | M10 |

This type has 90° Twist

Beam Clips




| Code | Ref | A (mm) | ø (mm) |
|--------|-------|--------|---------|
| 102564 | VF1 | Vert. | 1 - 5 |
| 102568 | VF2 | Vert. | 5 - 7 |
| 102501 | BC125 | Hor. | 2 - 4 |
| 102503 | BC250 | Hor. | 5 - 9 |
| 102504 | BC500 | Hor. | 10 - 16 |
| 102508 | BC750 | Hor. | 17 - 20 |

Tee Bar Clips



| Code | Ref | Stud Length (mm) |
|--------|----------|------------------|
| 102556 | OAC25-25 | 25 |

G-Clamp



| Code | Ref | Jaw size (mm) | Bolt diameter (mm) |
|--------|------------------------------------|---------------|--------------------|
| 102552 | Light duty M10 stud hanger/G-Clamp | 17 | M6 |
| 102553 | Heavy duty M10 stud hanger/G-Clamp | 18 | M10 |

Clip Adaptor



| Code | Ref | Cap. (mm) |
|--------|-----|-----------|
| 102548 | CRA | 12-20 |

Threaded Backplate



| Code | Ref | ø (mm) |
|--------|---------|--------|
| 102560 | RPC-BPF | M8/M10 |

Anchor Fixings

Banding



| Code | Description |
|---------------|-----------------|
| 103725 | 12mm Black PVC |
| 103726 | 12mm Galvanised |

Catenary Wire Kit



| Code | Description |
|---------------|-----------------------|
| 104230 | 30m catenary wire kit |

Anchor Bolts



| Code | Size |
|---------------|-------------|
| 103676 | M8 x 40mm |
| 103677 | M8 x 80mm |
| 103678 | M10 x 50mm |
| 103681 | M10 x 75mm |
| 103682 | M10 x 90mm |
| 103683 | M12 x 80mm |
| 103685 | M12 x 100mm |

Projection Bolts




| Code | Size |
|---------------|-----------|
| 103672 | M6 x 60mm |
| 103674 | M8x40mm |
| 103675 | M8x70mm |
| 103679 | M10x70mm |

Through Bolts



| Code | Size |
|---------------|------------|
| 111950 | M6 x 55mm |
| 111952 | M8 x 80mm |
| 111954 | M10 x 65mm |
| 111956 | M12 x 80mm |

Drop-in Anchors Setting Tool



| Code | Size (mm) |
|---------------|-----------|
| 103692 | M6 |
| 103694 | M8 |
| 103696 | M10 |

Drop-in Anchors



| Code | Size (mm) |
|---------------|-----------|
| 103680 | 6 |
| 103684 | 8 |
| 103688 | 10 |

Large Nuts/Bolts/Washers

Rod Couplers




| Code | Size (mm) |
|--------|-----------|
| 103623 | M6 |
| 103624 | M8 |
| 103626 | M10 |

Nuts



| Code | Size (mm) |
|--------|-----------|
| 103660 | M6 |
| 103664 | M8 |
| 103670 | M10 |

Bolts




| Code | Size (mm) |
|--------|-----------|
| 103594 | M5 x 25 |
| 103596 | M6 x 20 |
| 103600 | M6 x 50 |
| 103604 | M8 x 20 |
| 103608 | M8 x 40 |
| 103614 | M10 x 20 |
| 103618 | M10 x 40 |

Roofing Nuts & Bolts



| Code | Size (mm) |
|--------|-----------|
| 103582 | M6 x 25 |
| 103584 | M6 x 20 |
| 103585 | M6 x 30 |
| 103586 | M6 x 40 |
| 103588 | M6 x 60 |
| 103590 | M8 x 20 |
| 103592 | M8 x 40 |

Wedge Nuts



| Code | Size (mm) |
|--------|-----------|
| 111910 | M6 |
| 111912 | M8 |
| 111914 | M10 |

Flat Washers



| Code | Size (mm) |
|--------|-----------|
| 103628 | M6 |
| 103630 | M8 |
| 103632 | M10 |

Penny Washers



| Code | Size (mm) |
|--------|-----------|
| 103644 | M6 x 25 |
| 103648 | M8 x 32 |
| 103652 | M10 x 38 |


Square Washers



| Code | Hole ϕ | Size (mm) |
|--------|-------------|-------------|
| 103636 | M8 | 40 x 40 x 3 |
| 103640 | M10 | 40 x 40 x 3 |


M3.5 Machine Screws/M4 Fixings

Raised Slotted Nickel Panhead Screws



| Code | Description |
|--------|-------------------|
| 103546 | M3.5 x 25mm |
| 103548 | M3.5 x 35mm |
| 103550 | M3.5 x 40mm |
| 103552 | M3.5 x 50mm |
| 103554 | M3.5 x 75mm |
| 103538 | Brass M3.5 x 50mm |

Brass Slotted Panhead Screws




| Code | Size (mm) |
|--------|------------------|
| 103562 | M4 x 8 |
| 103566 | M4 x 12 |
| 103568 | M4 x 16 |
| 103570 | M4 x 20 |
| 103572 | M4 x 25 |
| 103574 | M4 x 35 |
| 103576 | M4 x 50 |
| 103578 | M4 Brass nuts |
| 103580 | M4 Brass washers |

Slotted Countersunk Flat Socket Screws



| Code | Description |
|--------|-------------|
| 103540 | M3.5 x 50mm |


Extension Stud



| Code | Size (mm) |
|--------|-----------|
| 103542 | M3.5 x 34 |


Drillscrews/Self Tappers

Self Tap Screws



| Code | Size |
|--------|-----------|
| 111990 | 6 x 1/2 |
| 111992 | 6 x 3/4 |
| 111994 | 6 x 1 |
| 111996 | 6 x 1 1/4 |
| 111998 | 8 x 1/2 |
| 112000 | 8 x 3/4 |
| 112002 | 8 x 1 |
| 112004 | 8 x 1 1/4 |

Tek Screws



| Code | Size (mm) |
|--------|-----------|
| 111970 | 4.8 x 19 |
| 111972 | 4.8 x 25 |
| 111974 | 4.8 x 32 |
| 111976 | 5.5 x 25 |
| 111978 | 5.5 x 32 |
| 111980 | 5.5 x 38 |

Philips Pan Head Drillscrews



| Code | Size (mm) |
|--------|-----------|
| 103120 | 3.9 x 12 |
| 103124 | 3.9 x 25 |

Philips Head Countersunk Drillscrews



| Code | Size (mm) |
|--------|-----------|
| 103122 | 3.9 x 25 |


Woodscrews/Plugs/Nails

Chipboard Screws




| Code | Size | Box Qty |
|--------|-----------|---------|
| 103080 | 3.5 x 12 | 200 |
| 103082 | 3.5 x 20 | 200 |
| 103084 | 4.0 x 20 | 200 |
| 103086 | 4.0 x 25 | 200 |
| 103088 | 4.0 x 30 | 200 |
| 103090 | 4.0 x 35 | 200 |
| 103092 | 4.0 x 40 | 200 |
| 103094 | 4.0 x 50 | 200 |
| 103096 | 4.0 x 60 | 200 |
| 103100 | 5.0 x 40 | 200 |
| 103102 | 5.0 x 50 | 200 |
| 103104 | 5.0 x 60 | 100 |
| 103106 | 5.0 x 80 | 100 |
| 103107 | 5.0 x 100 | 100 |
| 112190 | 6.0 x 50 | 200 |
| 112196 | 6.0 x 80 | 100 |
| 112198 | 6.0 x 100 | 100 |

Panhead Woodscrews



| Code | Description |
|--------|---------------|
| 103110 | No.8 x 1" |
| 103112 | No.8 x 1 1/2" |

Wallplugs



| Code | Screw size (mm) | Colour |
|--------|-----------------|--------|
| 103074 | 3.0 - 4.5 | Yellow |
| 103076 | 3.5 - 5.0 | Red |
| 103078 | 4.0 - 6.0 | Brown |
| 103079 | 4.5 - 6.0 | Blue |


Capping Nails



| Code | Size (mm) |
|--------|-----------|
| 103132 | 35 |

Plasterboard Fixings

Drivas




| Code | Description |
|--------|-------------|
| 103130 | Metal |
| 103133 | Nylon |

Spring Toggles



| Code | Size (mm) |
|--------|-----------|
| 103128 | M5 x 50 |
| 103129 | M5 x 75 |
| 103135 | M6 x 50 |
| 103137 | M6 x 75 |

Hollow Wall Anchors



| Code | Size (mm) | Drill Dia | Grip Range |
|--------|--------------|-----------|------------|
| 113740 | M4 x 38 | 9mm | 8-16mm |
| 113742 | M5 x 52 | 11mm | 7-16mm |
| 113744 | M5 x 65 | 11mm | 17-32mm |
| 113746 | M6 x 52 | 13mm | 7-16mm |
| 113748 | Setting tool | | |

Drywall Screws



| Code | Size (mm) |
|--------|-----------|
| 103114 | 3.5 x 25 |
| 103116 | 3.5 x 38 |
| 103118 | 3.5 x 50 |

FEATURED PRODUCT

Dataplan Cat. 6 Perimeter Trunking

DATAPLAN 180

PRE-PUNCHED HOLES FOR REDUCED INSTALLATION TIME

ADJUSTABLE CORNERS TO COPE WITH OUT-OF-SQUARE COLUMNS

SOFT-TONE WHITE TO COMPLIMENT MODERN OFFICE COLOUR SCHEMES

SPACIOUS DATA COMPARTMENT CONTAINS UP TO 55 CAT. 6 CABLES

PROVIDES BUILDING FUTURE-PROOFING WITH CAT. 5E, 5, 6A AND CAT. 7 COMPLIANCE



DATAPLAN 140

COMPACT AND COST-EFFECTIVE PROFILE. IDEAL FOR PROJECTS WITH A SMALL GAP BETWEEN WINDOW CILL AND RADIATORS.

AESTHETICALLY PLEASING RADIUSED PROFILE CAN HOUSE UP TO 15 X CAT6 CABLES

PROTECTIVE FILM PROVIDES ON-SITE PROTECTION UNTIL PROJECT COMPLETION

MANUFACTURED FROM HIGH IMPACT RESISTANT MATERIAL

END CAPS, JOINTS AND BENDS HELD FIRMLY IN PLACE USING LOCATING FIXING PINS



DataPlan 140

140x50 Cat. 6 PVC perimeter trunking

“ Our site guys like the Dataplan - the 140 profile is elegant, quite compact and good to install. ”

Mr I - Project Manager



| Code | Description | Use | Size Information |
|---------------|------------------------------------|---|------------------|
| DP140 | Complete trunking assembly c/w lid | Base, top and main lid | 140mmx50mmx3m |
| 116540 | Base unit | Individual base unit only | 3m |
| 116542 | Top Lid | Individual top lid only | 3m |
| 116544 | Main Lid | Individual main lid only | 3m |
| 116545 | Charcoal Main Lid | Individual charcoal main lid only | 3m |
| 116546 | Internal Separator Section | Use to provide extra segregation to bottom compartment (Optional) | 3m |
| 116548 | Variable Internal Corner Set | Use for 90 degree internal corners, plus or minus 5 degrees | - |
| 116550 | Variable External Corner Set | Use for 90 degree external corners, plus or minus 5 degrees | - |
| 116552 | Joint Cover | | |
| 116554 | End Cap | | |
| 116556 | Flat Angle | | |
| 116584 | Flat Tee | | |
| 105616 | 1 Gang Cat. 5 Adjustable Backbox | | 30mm deep |
| 105618 | 2 Gang Cat. 5 Adjustable Backbox | | 30mm deep |
| 116590 | 1 Gang Cat. 6 Adjustable Backbox | | 35-50mm deep |
| 116592 | 2 Gang Cat. 6 Adjustable Backbox | | 35-50mm deep |

Specification Details

Standards

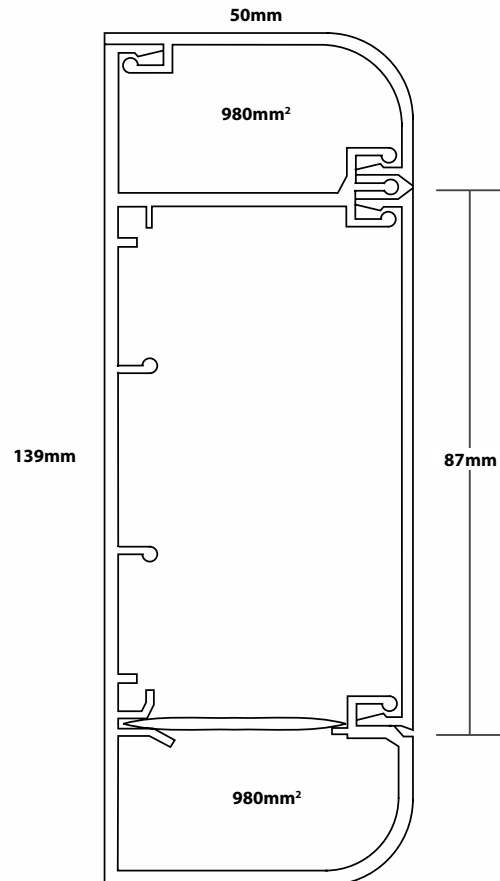
- The development of DATAPLAN trunking has been in accordance with the requirements of BS EN 501734, BS 6701, BS 7671 (IEE Regulations), BS EN 50085
- The trunking system fully meets the needs of Category 5e, 6, 6A and Cat. 7 cables
- Constructed from PVC 1309, which is lead and cadmium free, and conforms to UL 94 V-O

Benefits

- Ensures that buildings are effectively future-proofed
- Fast and simple installation
- Can be used to provide DDA compliance
- Aesthetically pleasing radiused profile

Features

- As a guide, Dataplan 140 can house up to 15 x Cat6. Cables
- Adjustable bends ensure that trunking system tees neatly to walls, even for `out of square` corners
- Ribbed insides to corner covers provides gentle cabling support around corners without the need to install additional cable guides
- Effective inner guides provided to at corners and tees steer and separate power and data cables to minimise interference
- Provides neat and compact cable management in schools, colleges, offices, hospitals, hotels, etc
- Pre-punched knockouts to aid fast and simple installation
- Also available to order with anti-microbial coatings
- Suitable for skirting and dado applications
- Clean appearance ideal for new build, refurbishment or retrofit projects



DON'T FORGET...
CLICK ROUND EDGE ACCESSORIES
 Style with savings



SEE PAGE 126

DataPlan 180

180x65 Cat. 6 PVC perimeter trunking



“ Dataplan? I like it as a system. The corners are adjustable which is a great feature. It’s a nice, easy-to-use system. ”

Mr H - Electrician



| Code | Description | Use | Size Information |
|---------------|----------------------------------|--|------------------|
| DP180 | 180x65 Trunking assembly c/w lid | Base, top and main lids | 180mmx65mmx3m |
| 116570 | Base unit | Individual base unit only | 3m |
| 116571 | Small Bottom Lid | Individual small bottom lid only | 3m |
| 116542 | Top Lid | Individual top lid only | 3m |
| 116544 | Main Lid | Individual main lid only | 3m |
| 116545 | Charcoal Main Lid | Individual charcoal main lid only | 3m |
| 116546 | Internal Separator Section | Use to provide additional segregation to bottom compartment (Optional) | 3m |
| 116574 | Variable Internal Corner Set | Use for 90 degree internal corners, plus or minus 5 degrees | - |
| 116576 | Variable External Corner Set | Use for 90 degree external corners, plus or minus 5 degrees | - |
| 116580 | Joint Cover | | - |
| 116582 | End Cap | | - |
| 116578 | Flat Angle | | - |
| 116584 | Flat Tee | | - |
| 105616 | 1 Gang Cat. 5 Adjustable Backbox | | 30mm deep |
| 105618 | 2 Gang Cat. 5 Adjustable Backbox | | 30mm deep |
| 116590 | 1 Gang Cat. 6 Adjustable Backbox | | 35-50mm deep |
| 116592 | 2 Gang Cat. 6 Adjustable Backbox | | 35-50mm deep |

Specification Details

Standards

- The development of DATAPLAN trunking has been in accordance with the requirements of BS EN 501734, BS 6701, BS 7671 (IEE Regulations), BS EN 50085
- The trunking system fully meets the needs of Category 5e, 6, 6A and Cat. 7 cables
- Constructed from PVC 1309, which is lead and cadmium free, and conforms to UL 94 V-O

Features

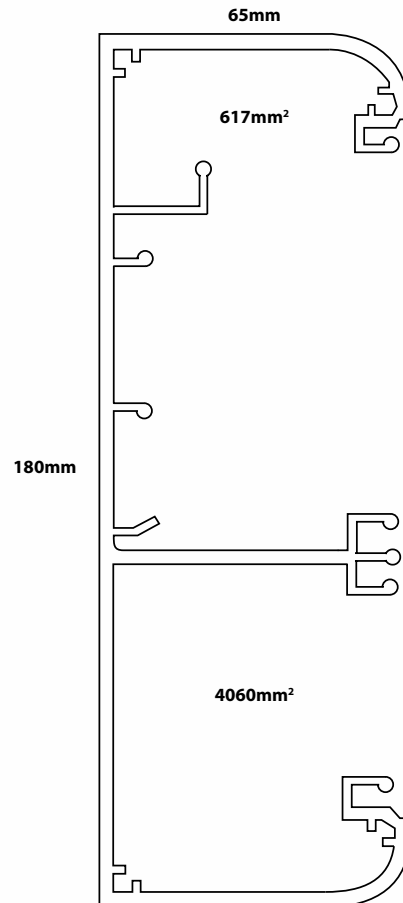
- As a guide, Dataplan 180 can house up to 45 x Cat. 6 Cables
- Adjustable bends ensure that trunking system fits neatly to walls, even for `out of square` corners
- Ribbed insides to corner covers provides gentle cabling support around corners without the need to install additional cable guides
- Effective inner guides provided to at corners and tees steer and separate power and data cables to minimise interference
- Pre-punched knockouts to aid fast and simple installation
- Also available to order with anti-microbial coatings

Applications

- Suitable for skirting and dado applications
- Provides neat and compact cable management in schools, colleges, offices, hospitals, hotels, etc
- Clean appearance ideal for new build, refurbishment or retrofit projects

Benefits

- Ensures that buildings are effectively future-proofed
- Fast and simple installation
- Can be used to provide DDA compliance
- Aesthetically pleasing radiused profile
- Able to contain large volumes of data cabling



DON'T FORGET...
CLICK ROUND EDGE ACCESSORIES
 Style with savings



SEE PAGE 126

BenchPlan Perimeter Trunking

PVC Bench Trunking



| Code | Description |
|---------------|-----------------------------------|
| 116600 | Trunking c/w base & cover 2m |
| 116602 | Internal Corner |
| 116604 | External corner |
| 116606 | Single end cap set – Left & right |
| 116608 | Double end cap |
| 116610 | Joint cover |
| 116612 | Divider 2m |
| 116614 | Joining dowel |
| 116590 | 1 Gang backbox |
| 116592 | 2 Gang backbox |
| 116586 | Charcoal DDA socket box marker |

PVC Bench boxes



| Code | Description |
|---------------|---------------------------------|
| 116620 | Bench box – 1 gang |
| 116622 | Bench box – 2 gang |
| 116624 | Back to back bench box – 1 gang |
| 116626 | Back to back bench box – 2 gang |

Hartbridge Glenmore Perimeter Trunking

160x50 Cat 5 PVC perimeter trunking

| Component | Skirting Code | Chamfered Dado Code | Square Dado Code |
|----------------------|---------------|---------------------|------------------|
| Trunking assembly | GLSK | GLCH | GLSQ |
| Coupler | 105602 | 105622 | 105636 |
| Internal angle | 105604 | 105624 | 105638 |
| External angle | 105606 | 105626 | 105640 |
| End cap | - | 105628 | 105642 |
| End cap L/H | 105608 | - | - |
| End cap R/H | 105610 | - | - |
| Flat angle | 105612 | 105630 | 105644 |
| Flat tee | 105614 | 105632 | 105646 |
| 1 Gang back box | 105616 | 105616 | 105616 |
| 2 Gang back box | 105618 | 105618 | 105618 |
| 1 Gang backplate DDA | 105619 | 105619 | 105619 |
| 2 Gang backplate DDA | 105620 | 105620 | 105620 |



Maxi Trunking

Maxi Trunking



| Part No | Size (mm) |
|---------------|------------------|
| 110400 | 50 x 50 |
| 110402 | 75 x 50 |
| 110404 | 75 x 75 |
| 105648 | 100 x 50 |
| 110408 | 100 x 100 |
| 110410 | 100 x 150 |
| 105650 | Trunking Divider |

Stop Ends



| Part No | Size (mm) |
|---------------|---------------|
| 110420 | 50mm x 50mm |
| 110422 | 75mm x 50mm |
| 110424 | 75mm x 75mm |
| 105658 | 100mm x 50mm |
| 110428 | 100mm x 100mm |

Flat Bends



| Part No | Size (mm) |
|---------------|---------------|
| 110434 | 50mm x 50mm |
| 110436 | 75mm x 50mm |
| 110438 | 75mm x 75mm |
| 105660 | 100mm x 50mm |
| 110442 | 100mm x 100mm |

Internal Bends



| Part No | Size (mm) |
|---------------|---------------|
| 110448 | 50mm x 50mm |
| 110450 | 75mm x 50mm |
| 110452 | 75mm x 75mm |
| 105654 | 100mm x 50mm |
| 110456 | 100mm x 100mm |

External Bends



| Part No | Size (mm) |
|---------------|---------------|
| 110462 | 50mm x 50mm |
| 110464 | 75mm x 50mm |
| 110466 | 75mm x 75mm |
| 105656 | 100mm x 50mm |
| 110470 | 100mm x 100mm |

Switch & Socket Boxes



| Part No | Size (mm) |
|---------------|--------------------|
| 105664 | 1 gang - 25mm deep |
| 105666 | 2 gang - 25mm deep |

To clip into 100x50mm or 100x100mm trunking

Mini-Trunking

Mita Mini Standard Trunking




| Code | Size (mm) | Ref. |
|---------------|-----------|------|
| 101680 | 16 x 16 | EM1W |
| 101682 | 25 x 16 | EM2W |
| 101684 | 38 x 16 | EM3W |
| 101686 | 38 x 25 | EM4W |
| 101688 | 38 x 38 | EM5W |

Mita Mini Self Adhesive Trunking




| Code | Size (mm) | Ref. |
|---------------|-----------|------|
| 101824 | 16 x 16 | SA1W |
| 101692 | 25 x 16 | SA2W |
| 101694 | 38 x 16 | SA3W |
| 101696 | 38 x 25 | SA4W |
| 101698 | 38 x 38 | SA5W |

Mita Mini Flat Bends




| Code | Size (mm) | Ref. |
|---------------|-----------|-------|
| 101826 | 16 x 16 | MFA1W |
| 101842 | 25 x 16 | MFA2W |
| 101852 | 38 x 16 | MFA3W |
| 101862 | 38 x 25 | MFA4W |
| 101872 | 38 x 38 | MFA5W |

Mita Mini Stop Ends



| Code | Size (mm) | Ref. |
|---------------|-----------|-------|
| 101824 | 16 x 16 | MSE1W |
| 101838 | 25 x 16 | MSE2W |
| 101850 | 38 x 16 | MSE3W |
| 101862 | 38 x 25 | MSE4W |
| 101870 | 38 x 38 | MSE5W |

Mita Mini Internal Bends



| Code | Size (mm) | Ref. |
|---------------|-----------|-------|
| 101830 | 16 x 16 | MIA1W |
| 101846 | 25 x 16 | MIA2W |
| 101856 | 38 x 16 | MIA3W |
| 101866 | 38 x 25 | MIA4W |
| 101876 | 38 x 38 | MIA5W |

Mita Mini External Bend



| Code | Size (mm) | Ref. |
|---------------|-----------|-------|
| 101828 | 16 x 16 | MEA1W |
| 101844 | 25 x 16 | MEA2W |
| 101854 | 38 x 16 | MEA3W |
| 101864 | 38 x 25 | MEA4W |
| 101874 | 38 x 38 | MEA5W |


Mita Mini Flat Tee



| Code | Size (mm) | Ref. |
|---------------|-----------|---------|
| 101832 | 16 x 16 | MFT1/1W |
| 101848 | 25 x 16 | MFT2/2W |
| 101858 | 38 x 16 | MFT3/3W |
| 101868 | 38 x 25 | MFT4/4W |
| 101878 | 38 x 38 | MFT5/5W |

Plastic Conduit/Capping

Mita Heavy Gauge PVC Conduit




| Code (White) | Ref. | Code (Black) | Ref. | Size (mm) |
|---------------|--------|---------------|--------|-----------|
| 101656 | RNG20W | 101658 | RNG20B | 20 |
| 101660 | RNG25W | 101662 | RNG25B | 25 |

Mita PVC Oval Conduit



| Code | Ref. | Width (mm) |
|---------------|--------|------------|
| 101664 | OVL12W | 12 |
| 101666 | OVL16W | 16 |
| 101668 | OVL20W | 20 |
| 101670 | OVL25W | 25 |
| 101672 | OVL38W | 38 |

Mita PVC Channel



| Code | Ref. | Width (mm) |
|---------------|--------|------------|
| 101674 | CHN12W | 12 |
| 101676 | CHN25W | 25 |
| 101678 | CHN38W | 38 |

Plastic Flexible Conduit

Flexible Conduit Packs



| Code | Size (mm) | Description |
|---------------|-----------|----------------------|
| 101648 | 20 | Light duty black PVC |
| 101650 | 25 | Light duty black PVC |

Pack contains 10m of conduit & 10 glands.

Flexible Conduit Glands



| Code | Description |
|---------------|----------------------------------|
| 101652 | 20mm fixed male gland for 101648 |
| 101654 | 25mm fixed male gland for 101650 |

Plastic Conduit Fittings

Mita PVC Besa Boxes - 20mm



| Code (White) | Ref. | Code (Black) | Ref. | Description |
|---------------|---------|---------------|---------|--------------|
| 101722 | 20CJB2W | 101764 | 20CJB2B | Terminal box |
| 101724 | 20CJB3W | 101766 | 20CJB3B | Through box |
| 101726 | 20CJB4W | 101768 | 20CJB4B | Angle box |
| 101728 | 20CJB5W | 101770 | 20CJB5B | Tee box |
| 101730 | 20CJB6W | 101772 | 20CJB6B | 4-way box |

Mita PVC Besa Boxes - 25mm



| Code (White) | Ref. | Code (Black) | Ref. | Description |
|---------------|---------|---------------|---------|--------------|
| 101790 | 25CJB2W | 101814 | 25CJB2B | Terminal box |
| 101792 | 25CJB3W | 101816 | 25CJB3B | Through box |
| 101794 | 25CJB4W | 101818 | 25CJB4B | Angle box |
| 101796 | 25CJB5W | 101820 | 25CJB5B | Tee box |

Mita 'Clic' Clips



| Code (White) | Ref. | Code (Black) | Ref. | Size (mm) |
|---------------|-------|---------------|-------|-----------|
| 101703 | UK20W | 101747 | UK20B | 20 |
| 101773 | UK25W | 101797 | UK25B | 25 |

Mita PVC Saddles



| Code (White) | Ref. | Code (Black) | Ref. | Size (mm) |
|---------------|--------|---------------|--------|-----------|
| 101706 | SBS20W | 101750 | SBS20B | 20 |
| 101776 | SBS25W | 101800 | SBS25B | 25 |

Mita PVC Normal Bends



| Code (White) | Ref. | Code (Black) | Ref. | Size (mm) |
|---------------|--------|---------------|--------|-----------|
| 101716 | NBH20W | 101758 | NBH20B | 20 |
| 101786 | NBH25W | 101810 | NBH25B | 25 |

Plastic Conduit Fittings

Mita PVC Inspection Elbows & Bends



| Code (White) | Ref. | Code (Black) | Ref. | Description |
|---------------|--------|---------------|--------|-------------|
| 101718 | PIE20W | 101760 | PIE20B | 20mm Elbow |
| 101720 | PIB20W | 101762 | PIB20B | 20mm Bend |
| 101788 | PIB25W | 101812 | PIB25B | 25mm Bend |

Mita PVC Box Lids



| Code | Ref. | Description |
|---------------|-------|-------------------------------------|
| 101738 | LID1W | White box lid |
| 101742 | LID1B | Black box lid |
| 104134 | GSK1 | Rubber Gasket |
| 101740 | LID2W | Overlapping box lid White 85mm dia. |

Conduit Accessories




| Code | Description |
|---------------|----------------------|
| 101918 | 20mm Bending Spring |
| 101920 | 25mm Bending Spring |
| 103248 | 250ml Conduit Cement |

Mita PVC Couplers



| Code (White) | Ref. | Code (Black) | Ref. | Size (mm) |
|---------------|--------|---------------|--------|-----------|
| 101708 | PSC20W | 101752 | PSC20B | 20 |
| 101778 | PSC25W | 101802 | PSC25B | 25 |

Mita Expansion Couplers



| Code | Ref. | Size / Colour |
|---------------|--------|---------------|
| 101710 | PEC20W | 20mm White |
| 101779 | PEC25W | 25mm White |

Mita PVC Female Adaptors



| Code (White) | Ref. | Code (Black) | Ref. | Size (mm) |
|---------------|--------|---------------|--------|-----------|
| 101712 | PFA20W | 101754 | PFA20B | 20 |
| 101782 | PFA25W | 101806 | PFA25B | 25 |

Mita PVC Male Adaptors



| Code (White) | Ref. | Code (Black) | Ref. | Size (mm) |
|---------------|--------|---------------|--------|-----------|
| 101714 | PMA20W | 101756 | PMA20B | 20 |
| 101784 | PMA25W | 101808 | PMA25B | 25 |

Mita PVC Reducers



| Code (White) | Ref. | Code (Black) | Ref. | Description |
|---------------|--------|---------------|--------|-----------------|
| 101780 | RED25W | 101804 | RED25B | 25-20mm reducer |

Galvanised Steel Conduit

Galvanised Conduit



| Code | Diameter (mm) | Length (m) |
|---------------|---------------|------------|
| 104022 | 20 | 3.75 |
| 104026 | 25 | 3.75 |
| 104023 | 20 | 3.0 |
| 104027 | 25 | 3.0 |

Galvanised Capping



| Code | Description |
|---------------|-------------------------|
| 104204 | 12mm galvanised capping |
| 104206 | 25mm galvanised capping |
| 104208 | 38mm galvanised capping |
| 104210 | 50mm galvanised capping |

Jack Chain/Suspension Clips

Jack Chain



| Code | Description |
|---------------|----------------|
| 104144 | 7kg Galvanised |

Suspension Clips



| Code | Description |
|---------------|----------------|
| 104142 | Electro plated |

Galvanised Steel Besa Boxes

Galvanised Besa Boxes - 20mm



| Code | Type |
|---------------|----------------|
| 104150 | Terminal |
| 104152 | Through |
| 104154 | Angle |
| 104156 | Tee |
| 104158 | U-box |
| 104160 | Y-box |
| 104162 | 4-Way |
| 104164 | H-box |
| 104170 | 1 hole loop-in |
| 104172 | 2 hole loop-in |
| 104174 | 4 hole loop-in |

Galvanised Besa Boxes - 25mm



| Code | Type |
|---------------|----------|
| 104176 | Terminal |
| 104178 | Through |
| 104180 | Angle |
| 104182 | Tee |
| 104184 | U-box |

Besa Box Lid & Gasket



| Code | Description |
|---------------|--------------------|
| 104132 | Galvanised box lid |
| 104134 | Rubber gasket |

Extension Boxes - 20mm



| Code | Description |
|---------------|---------------|
| 104186 | Ext. Terminal |
| 104188 | Ext. Through |
| 104190 | Ext. Angle |
| 104192 | Ext. Tee |

Galvanised Extension Rings



| Code | Size (mm) |
|---------------|-----------|
| 104166 | 25 |
| 104168 | 32 |

Galvanised Steel Conduit Accessories

Female Bushes



| Code | Thread Size (mm) |
|--------|------------------|
| 104108 | 20 |
| 104110 | 25 |
| 112140 | 32 |
| 112142 | 38 |
| 112144 | 50 |

Male Brass Bushes



| Short Reach Code | Long Reach Code | Thread diameter (mm) |
|------------------|-----------------|----------------------|
| 104052 | 104066 | 20 |
| 104056 | 104070 | 25 |
| 104060 | 104074 | 32 |
| 104062 | 104076 | 38 |
| 104064 | 104078 | 50 |

Lockrings



| Code | Thread Size (mm) |
|--------|------------------|
| 104030 | 20 |
| 104034 | 25 |
| 104038 | 32 |
| 104040 | 38 |
| 104042 | 50 |

Galvanised Couplers



| Code | Thread Size (mm) |
|--------|------------------|
| 104080 | 20 |
| 104084 | 25 |
| 104088 | 32 |
| 104090 | 38 |
| 104092 | 50 |

Conduit Accessories



| Code | Size (mm) | Description |
|--------|-----------|----------------|
| 104094 | 20 | Screwed nipple |
| 104098 | 25 | Screwed nipple |
| 104102 | 25-20 | Reducer |
| 104112 | 20 | TRS Gland |

Galvanised Ball & Socket



| Code | Size (mm) |
|--------|-----------|
| 112180 | 20 |

Hooks



| Code | Item |
|--------|----------------------|
| 104138 | Galvanised hookplate |
| 104140 | 20mm male hook |

Galvanised Locknuts



| Code | Thread Size (mm) |
|--------|------------------|
| 104044 | 20 |
| 104048 | 25 |

Galvanised Steel Conduit Accessories

Galvanised Normal Bends



| Code | Size (mm) |
|---------------|-----------|
| 112170 | 20 |
| 112172 | 25 |

Galvanised Saddles



| Code | Size (mm) | Type |
|---------------|-----------|------------|
| 104116 | 20 | Spacer bar |
| 104120 | 25 | Spacer bar |
| 104124 | 20 | Distance |
| 104128 | 25 | Distance |

Galvanised Inspection Tees & Elbows



| Code | Size (mm) | Type |
|---------------|-----------|-------|
| 112150 | 20 | Tee |
| 112152 | 25 | Tee |
| 112154 | 20 | Elbow |
| 112156 | 25 | Elbow |

Flexi-Conduit

Galvanised Steel


| Code | Description | Unit |
|---------------|------------------------------|------|
| 106010 | 20mm galv contractor pack * | 10m |
| 106012 | 25mm galv contractor pack * | 10m |
| 106014 | 20mm galv flexiconduit | 30m |
| 106016 | 25mm galv flexiconduit | 30m |
| 106022 | 25mm galv flexiconduit | 50m |
| 106017 | 20mm PVC coated flexiconduit | 10m |
| 106018 | 20mm gland & lockring | Each |
| 106019 | 20mm swivel gland & lockring | Each |
| 106020 | 25mm gland & lockring | Each |
| 106021 | 25mm swivel gland & lockring | Each |

* Contractor packs come complete with 10m flexiconduit, 10 glands and 10 lockrings. Alternatively, order flexiconduit and glands separately.



Galvanised Steel Trunking Fittings

Galvanised Steel Trunking




| Code | Description |
|---------------|---------------|
| 112210 | 50mm x 50mm |
| 112214 | 75mm x 75mm |
| 112220 | 100mm x 100mm |
| 112224 | 150mm x 150mm |

Stop Ends




| Code | To Suit |
|---------------|---------------|
| 112230 | 50mm x 50mm |
| 112234 | 75mm x 75mm |
| 112240 | 100mm x 100mm |
| 112244 | 150mm x 150mm |

External Bends




| Code | To Suit |
|---------------|---------------|
| 112250 | 50mm x 50mm |
| 112254 | 75mm x 75mm |
| 112260 | 100mm x 100mm |
| 112264 | 150mm x 150mm |

Internal Bends



| Code | To Suit |
|---------------|---------------|
| 112270 | 50mm x 50mm |
| 112274 | 75mm x 75mm |
| 112280 | 100mm x 100mm |
| 112284 | 150mm x 150mm |

Flat Bends



| Code | Description |
|---------------|---------------|
| 112290 | 50mm x 50mm |
| 112294 | 75mm x 75mm |
| 112300 | 100mm x 100mm |
| 112304 | 150mm x 150mm |

Flat Tees



| Code | Description |
|---------------|---------------|
| 112310 | 50mm x 50mm |
| 112314 | 75mm x 75mm |
| 112320 | 100mm x 100mm |
| 112324 | 150mm x 150mm |


Galvanised Lighting Trunking

50x50 Lighting Trunking



| Code | Length (m) |
|---------------|------------|
| 112330 | 3.66 |
| 112332 | 4 |
| 112334 | 5 |

Lighting Trunking Lid




| Code | To Suit |
|---------------|-----------------|
| 112340 | White PVC x 2m |
| 112342 | Galvanised x 2m |

Trunking Hanger



| Code | To Suit |
|---------------|------------------------|
| 112350 | 10mm diameter top hole |
| 112352 | 20mm diameter top hole |

Lighting Trunking Bends and Accessories



| Code | Description |
|---------------|--------------------|
| 112380 | Flat bend |
| 112382 | Flat Tee |
| 112384 | Internal bend |
| 112386 | External bend |
| 112388 | 4 way intersection |



| Code | Description |
|---------------|------------------------|
| 112360 | Trunking coupler |
| 112362 | Trunking flange outlet |
| 112364 | Trunking stop end |
| 112370 | Suspension bracket |

Suspension bracket Ideal for securing fluorescent luminaires to lighting trunking.

Power Poles/Posts

Power Pole

| Code | To Suit |
|------------|-------------------|
| PP2 | 99 x 104 x 3600mm |

PP2 kit comprises:

- Double sided aluminium trunking
- Top fixing kit
- Base fixing kit (with screws)
- 2 trunking lids (front and back)
- 6 No.1 gang backboxes

Maximum distance between floor and false ceiling = 3600mm.

Maximum distance between floor and top fixing surface = 3900mm.

Power Post

| Code | To Suit |
|------------|-------------------|
| PP1 | 99 x 104 x 6900mm |

PP1 kit comprises:

- Double sided aluminium trunking (white RAL 9010)
- Top cap
- Base fixing kit (with screws)
- 2 trunking lids(front and back)
- 3 No.1 gang backboxes



Ceiling Shroud



Floor Boot





PROJECT FOCUS

Classroom

Luminaire: Sigmalux LED Panel, P10

Check Meters/Paxolin

Check Meters



| Code | Type |
|---------------|--|
| 102838 | 100A Single Phase Check Meter |
| 102842 | 100A Three Phase Check Meter - LCD Display |

MODBUS Meter Board



| Code | Dimensions H x W x D |
|---------------|----------------------|
| 115800 | 357 x 458 x 110 |

CT connected meter board for mounting below 125A TP&N distribution boards. MODBUS RTU with 16 bit CRC protocol. 6 + 2 digit LCD display with IR port. CT coils included.

Paxolin Sheet



| Code | Size (mm) |
|---------------|----------------------------|
| 102846 | 1200x1200 |
| 102847 | 1200x300 (for MCCB boards) |
| 102848 | 600x200 (for MCB boards) |

DIN Rail KWH Meters



| Code | Description |
|---------------|---------------------|
| 115802 | 45A SP&N, 1 module |
| 115804 | 100A SP&N, 2 module |
| 115806 | 100A TP&N, 3 module |



PROJECT FOCUS

Riser Cupboard

Fixture: Memshield 3, P132

Schneider Boards/Incomers

Schneider Single Phase Boards



| Code | Description |
|--------|--|
| 110919 | Schneider SEA9AN2 2 Way SP Dist Board |
| 110925 | Schneider SEA9AN6 6 Way SP Dist Board |
| 110926 | Schneider SEA9AN10 10 Way SP Dist Board |
| 110927 | Schneider SEA9AN14 14 Way SP Dist Board |
| 110928 | Schneider SEA9AN18 18 Way SP Dist Board |
| 110929 | Schneider SEA9AN27 27 Way SP Dist Board |
| 110950 | Schneider SEA91252 125A 2P Switch Disconnecter |
| 110949 | Schneider SEA9BNEX034N 4 Way Extension Box |

Schneider Three Phase Boards



| Code | Description |
|--------|---|
| 110935 | Schneider SEA9BN4 4 Way TP Dist Board |
| 110936 | Schneider SEA9BN6 6 Way TP Dist Board |
| 110937 | Schneider SEA9BN8 8 Way TP Dist Board |
| 110938 | Schneider SEA9BN12 12 Way TP Dist Board |
| 110939 | Schneider SEA9BN16 16 Way TP Dist Board |
| 110947 | Schneider SEA9BN18 18 Way TP Dist Board |
| 110948 | Schneider SEA9BN24 24 Way TP Dist Board |
| 110951 | Schneider SEA91253N 125A 3P + N Switch Disconnecter |
| 110952 | Schneider SEA91254 125A 4P Switch Disconnecter |
| 110955 | Schneider SEA91255PEV 125A Single Phasing Kit |

Schneider RCBOs

| Code | Description | Type |
|--------|----------------------------------|------|
| 110911 | Schneider A9D31806 6A 30mA RCBO | B |
| 110912 | Schneider A9D31810 10A 30mA RCBO | B |
| 110913 | Schneider A9D31816 16A 30mA RCBO | B |
| 110914 | Schneider A9D31820 20A 30mA RCBO | B |
| 110915 | Schneider A9D31825 25A 30mA RCBO | B |
| 110916 | Schneider A9D31832 32A 30mA RCBO | B |
| 110917 | Schneider A9D31840 40A 30mA RCBO | B |
| 110918 | Schneider A9D31845 45A 30mA RCBO | B |
| 110840 | Schneider A9D11806 6A 30mA RCBO | C |
| 110842 | Schneider A9D11810 10A 30mA RCBO | C |
| 110844 | Schneider A9D11816 16A 30mA RCBO | C |
| 110846 | Schneider A9D11820 20A 30mA RCBO | C |
| 110848 | Schneider A9D11832 32A 30mA RCBO | C |
| 110877 | Schneider A9D11825 25A 30mA RCBO | C |
| 110878 | Schneider A9D11840 40A 30mA RCBO | C |
| 110879 | Schneider A9D11845 45A 30mA RCBO | C |



Schneider MCBs

Schneider Single Pole MCBs



| Code | Description | Type |
|--------|------------------------------------|------|
| 110880 | Schneider A9F53106 6A SP MCB 10kA | B |
| 110881 | Schneider A9F53110 10A SP MCB 10kA | B |
| 110882 | Schneider A9F53116 16A SP MCB 10kA | B |
| 110883 | Schneider A9F53120 20A SP MCB 10kA | B |
| 110884 | Schneider A9F53125 25A SP MCB 10kA | B |
| 110885 | Schneider A9F53132 32A SP MCB 10kA | B |
| 110886 | Schneider A9F53140 40A SP MCB 10kA | B |
| 110887 | Schneider A9F53150 50A SP MCB 10kA | B |
| 110888 | Schneider A9F53163 63A SP MCB 10kA | B |
| 110830 | Schneider A9F54106 6A SP MCB 10kA | C |
| 110832 | Schneider A9F54110 10A SP MCB 10kA | C |
| 110834 | Schneider A9F54116 16A SP MCB 10kA | C |
| 110836 | Schneider A9F54120 20A SP MCB 10kA | C |
| 110838 | Schneider A9F54132 32A SP MCB 10kA | C |
| 110851 | Schneider A9F54125 25A SP MCB 10kA | C |
| 110852 | Schneider A9F54140 40A SP MCB 10kA | C |
| 110853 | Schneider A9F54150 50A SP MCB 10kA | C |
| 110854 | Schneider A9F54163 63A SP MCB 10kA | C |


Schneider Triple Pole MCBs



| Code | Description | Type |
|--------|------------------------------------|------|
| 110889 | Schneider A9F53306 6A TP MCB 10kA | B |
| 110895 | Schneider A9F53310 10A TP MCB 10kA | B |
| 110896 | Schneider A9F53316 16A TP MCB 10kA | B |
| 110897 | Schneider A9F53320 20A TP MCB 10kA | B |
| 110898 | Schneider A9F53325 25A TP MCB 10kA | B |
| 110899 | Schneider A9F53332 32A TP MCB 10kA | B |
| 110900 | Schneider A9F53340 40A TP MCB 10kA | B |
| 110909 | Schneider A9F53350 50A TP MCB 10kA | B |
| 110910 | Schneider A9F53363 63A TP MCB 10kA | B |
| 110855 | Schneider A9F54306 6A TP MCB 10kA | C |
| 110856 | Schneider A9F54310 10A TP MCB 10kA | C |
| 110857 | Schneider A9F54316 16A TP MCB 10kA | C |
| 110858 | Schneider A9F54320 20A TP MCB 10kA | C |
| 110859 | Schneider A9F54325 25A TP MCB 10kA | C |
| 110873 | Schneider A9F54332 32A TP MCB 10kA | C |
| 110874 | Schneider A9F54340 40A TP MCB 10kA | C |
| 110875 | Schneider A9F54350 50A TP MCB 10kA | C |
| 110876 | Schneider A9F54363 63A TP MCB 10kA | C |

Schneider Blanks

| Code | Description |
|--------|--|
| 110956 | Schneider SEA9BP Blank Module (Single Blank) |
| 110957 | Schneider SEA9BP5 5 Module Blank Strip |



DON'T FORGET...
PAXOLINE SHEET
 Cut to a perfect size...

SEE PAGE 128

Memshield 3 Boards/Incomers

MEM 3 Single Phase Boards

| Code | Description |
|--------|--|
| 117000 | MEM3 EAM4 4 Way Type A SPN 125A Distribution Board |
| 117002 | MEM3 EAM7 7 Way Type A SPN 125A Distribution Board |
| 117004 | MEM3 EAM10 10 Way Type A SPN 125A Distribution Board |
| 117006 | MEM3 EAM13 13 Way Type A SPN 125A Distribution Board |
| 117008 | MEM3 EAMS1251N 125A SP Type A Main Switch |

MEM 3 Three Phase Boards

| Code | Description |
|--------|--|
| 117016 | MEM3 EBM41 4 Way Type B TPN 125A Distribution Board |
| 117018 | MEM3 EBM61 6 Way Type B TPN 125A Distribution Board |
| 117020 | MEM3 EBM81 8 Way Type B TPN 125A Distribution Board |
| 117022 | MEM3 EBM121 12 Way Type B TPN 125A Distribution Board |
| 117024 | MEM3 EBM161 16 Way Type B TPN 125A Distribution Board |
| 117026 | MEM3 EBM182 18 Way Type B TPN 250A Distribution Board |
| 117028 | MEM3 EBM242 24 Way Type B TPN 125A/250A Distribution Board |
| 117030 | MEM3 EBM122 12 Way Type B TPN 250A Distribution Board |

MEM 3 Three Phase Boards (Incomers)

| Code | Description |
|--------|---|
| 117032 | MEM3 EBS1253 125A Type B TP Main Switch Incomer |
| 117034 | MEM3 EBS1251N 125A TP Single Phasing Kit |
| 117040 | MEM3 EBR30 100A 30mA TP RCD Main Switch |

MEM 3 Extension Boxes

| Code | Description |
|--------|---|
| 117048 | MEM3 EBMXDC9 9 Way Extension Box |
| 117050 | MEM3 EBMXDC15 15 Way Extension Box |
| 117052 | MEM3 EBMXDC30 30 Way Extension Box - Double Stack |



Memshield 3 RCBOs

| Code | Description | Type |
|--------|--------------------------|------|
| 117162 | MEM3 EMBH106R30 B6 RCBO | B |
| 117164 | MEM3 EMBH110R30 B10 RCBO | B |
| 117166 | MEM3 EMBH116R30 B16 RCBO | B |
| 117168 | MEM3 EMBH120R30 B20 RCBO | B |
| 117170 | MEM3 EMBH132R30 B32 RCBO | B |
| 117172 | MEM3 EMBH140R30 B40 RCBO | B |
| 117174 | MEM3 EMBH145R30 B45 RCBO | B |
| 117176 | MEM3 EMCH106R30 C6 RCBO | C |
| 117178 | MEM3 EMCH110R30 C10 RCBO | C |
| 117180 | MEM3 EMCH116R30 C16 RCBO | C |
| 117182 | MEM3 EMCH120R30 C20 RCBO | C |
| 117184 | MEM3 EMCH125R30 C25 RCBO | C |
| 117186 | MEM3 EMCH132R30 C32 RCBO | C |
| 117188 | MEM3 EMCH140R30 C40 RCBO | C |
| 117190 | MEM3 EMCH145R30 C45 RCBO | C |



Memshield 3 MCBs

MEM 3 Single Pole MCBs



| Code | Description | Type |
|--------|--------------------------------|-------|
| 117054 | MEM3 EMBH106 6A B Type SP MCB | B |
| 117056 | MEM3 EMBH110 10A B Type SP MCB | B |
| 117058 | MEM3 EMBH116 16A B Type SP MCB | B |
| 117060 | MEM3 EMBH120 20A B Type SP MCB | B |
| 117062 | MEM3 EMBH125 25A B Type SP MCB | B |
| 117064 | MEM3 EMBH132 32A B Type SP MCB | B |
| 117066 | MEM3 EMBH140 40A B Type SP MCB | B |
| 117068 | MEM3 EMBH150 50A B Type SP MCB | B |
| 117070 | MEM3 EMBH163 63A B Type SP MCB | B |
| 117072 | MEM3 EMCH106 6A C Type SP MCB | C |
| 117074 | MEM3 EMCH110 10A C Type SP MCB | C |
| 117076 | MEM3 EMCH116 16A C Type SP MCB | C |
| 117078 | MEM3 EMCH120 20A C Type SP MCB | C |
| 117080 | MEM3 EMCH125 25A C Type SP MCB | C |
| 117082 | MEM3 EMCH132 32A C Type SP MCB | C |
| 117084 | MEM3 EMCH140 40A C Type SP MCB | C |
| 117086 | MEM3 EMCH150 50A C Type SP MCB | C |
| 117088 | MEM3 EMCH163 63A C Type SP MCB | C |
| 117090 | MEM3 EMDH106 6A D Type SP MCB | D |
| 117092 | MEM3 EMDH110 10A D Type SP MCB | D |
| 117094 | MEM3 EMDH116 16A D Type SP MCB | D |
| 117096 | MEM3 EMDH120 20A D Type SP MCB | D |
| 117098 | MEM3 EMDH125 25A D Type SP MCB | D |
| 117100 | MEM3 EMDH132 32A D Type SP MCB | D |
| 117102 | MEM3 EMDH140 40A D Type SP MCB | D |
| 117104 | MEM3 EMDH150 50A D Type SP MCB | D |
| 117106 | MEM3 EMDH163 63A D Type SP MCB | D |
| 117053 | MEM3 EMBP Blanking Module | Blank |

MEM 3 Triple Pole MCBs



| Code | Description | Type |
|--------|--------------------------------|------|
| 117108 | MEM3 EMBH306 6A B Type TP MCB | B |
| 117110 | MEM3 EMBH310 10A B Type TP MCB | B |
| 117112 | MEM3 EMBH316 16A B Type TP MCB | B |
| 117114 | MEM3 EMBH320 20A B Type TP MCB | B |
| 117116 | MEM3 EMBH325 25A B Type TP MCB | B |
| 117118 | MEM3 EMBH332 32A B Type TP MCB | B |
| 117120 | MEM3 EMBH340 40A B Type TP MCB | B |
| 117122 | MEM3 EMBH350 50A B Type TP MCB | B |
| 117124 | MEM3 EMBH363 63A B Type TP MCB | B |
| 117126 | MEM3 EMCH306 6A C Type TP MCB | C |
| 117128 | MEM3 EMCH310 10A C Type TP MCB | C |
| 117130 | MEM3 EMCH316 16A C Type TP MCB | C |
| 117132 | MEM3 EMCH320 20A C Type TP MCB | C |
| 117134 | MEM3 EMCH325 25A C Type TP MCB | C |
| 117136 | MEM3 EMCH332 32A C Type TP MCB | C |
| 117138 | MEM3 EMCH340 40A C Type TP MCB | C |
| 117140 | MEM3 EMCH350 50A C Type TP MCB | C |
| 117142 | MEM3 EMCH363 63A C Type TP MCB | C |
| 117144 | MEM3 EMDH306 6A D Type TP MCB | D |
| 117146 | MEM3 EMDH310 10A D Type TP MCB | D |
| 117148 | MEM3 EMDH316 16A D Type TP MCB | D |
| 117150 | MEM3 EMDH320 20A D Type TP MCB | D |
| 117152 | MEM3 EMDH325 25A D Type TP MCB | D |
| 117154 | MEM3 EMDH332 32A D Type TP MCB | D |
| 117156 | MEM3 EMDH340 40A D Type TP MCB | D |
| 117158 | MEM3 EMDH350 50A D Type TP MCB | D |
| 117160 | MEM3 EMDH363 63A D Type TP MCB | D |

DON'T FORGET...

PAXOLINE SHEET

Cut to a perfect size...

SEE PAGE 128


Memshield 2 MCBs

MEM 2 Single Pole MCBs



| Code | Description | Type |
|--------|--------------------------------|------|
| 102174 | MEM MBH106 - 6A SP MCB | B |
| 102176 | MEM MBH110 - 10A SP MCB | B |
| 102178 | MEM MBH116 - 16A SP MCB | B |
| 102180 | MEM MBH120 - 20A SP MCB | B |
| 102182 | MEM MBH125 - 25A SP MCB | B |
| 102184 | MEM MBH132 - 32A SP MCB | B |
| 102186 | MEM MBH140 - 40A SP MCB | B |
| 102188 | MEM MBH150 - 50A SP MCB | B |
| 102190 | MEM MBH163 - 63A SP MCB | B |
| 102192 | MEM MCH106 - 6A SP MCB | C |
| 102194 | MEM MCH110 - 10A SP MCB | C |
| 102196 | MEM MCH116 - 16A SP MCB | C |
| 102198 | MEM MCH120 - 20A SP MCB | C |
| 102200 | MEM MCH125 - 25A SP MCB | C |
| 102202 | MEM MCH132 - 32A SP MCB | C |
| 102204 | MEM MCH140 - 40A SP MCB | C |
| 102206 | MEM MCH150 - 50A SP MCB | C |
| 102208 | MEM MCH163 - 63A SP MCB | C |
| 102228 | MEM MDH110 - 10A SP MCB | D |
| 102230 | MEM MDH116 - 16A SP MCB | D |
| 102232 | MEM MDH120 - 20A SP MCB | D |
| 102234 | MEM MDH125 - 25A SP MCB | D |
| 102236 | MEM MDH132 - 32A SP MCB | D |
| 102238 | MEM MDL140 - 40A SP MCB | D |
| 102240 | MEM MDL150 - 50A SP MCB | D |
| 102242 | MEM MDL163 - 63A SP MCB | D |
| 102162 | MEM MR30 - 30mA RCD Add-on Pod | |
| 102258 | MEM MBP - Blank Module | |

MEM 2 Triple Pole MCBs



| Code | Description | Type |
|--------|-------------------------|------|
| 102210 | MEM MCH306 - 6A TP MCB | C |
| 102212 | MEM MCH310 - 10A TP MCB | C |
| 102214 | MEM MCH316 - 16A TP MCB | C |
| 102216 | MEM MCH320 - 20A TP MCB | C |
| 102218 | MEM MCH325 - 25A TP MCB | C |
| 102220 | MEM MCH332 - 32A TP MCB | C |
| 102222 | MEM MCH340 - 40A TP MCB | C |
| 102224 | MEM MCH350 - 50A TP MCB | C |
| 102226 | MEM MCH363 - 63A TP MCB | C |

Hager MCBs

Hager Single Pole MCBs



| Code | Description | Type |
|--------|--|------|
| 102952 | Hager MTN106 - 6A SP MCB 6kA | B |
| 102954 | Hager MTN110 - 10A SP MCB 6kA | B |
| 102956 | Hager MTN116 - 16A SP MCB 6kA | B |
| 102958 | Hager MTN120 - 20A SP MCB 6kA | B |
| 102960 | Hager MTN132 - 32A SP MCB 6kA | B |
| 102962 | Hager MTN140 - 40A SP MCB 6kA | B |
| 102964 | Hager MTN150 - 50A SP MCB 6kA | B |
| 102966 | Hager NCN106A - 6A SP MCB 10kA | C |
| 102968 | Hager NCN110A - 10A SP MCB 10kA | C |
| 102970 | Hager NCN116A - 16A SP MCB 10kA | C |
| 102972 | Hager NCN120A - 20A SP MCB 10kA | C |
| 102974 | Hager NCN132A - 32A SP MCB 10kA | C |
| 102976 | Hager NCN140A - 40A SP MCB 10kA | C |
| 102978 | Hager NCN150A - 50A SP MCB 10kA | C |
| 102990 | Hager JK01B - 1 Module Din Rail / Busbar Blank | |

Hager RCBOs



| Code | Description |
|--------|---|
| 102979 | Hager ADN110 - 10A / 30mA RCBO Type B 6kA |
| 102980 | Hager ADN116 - 16A / 30mA RCBO Type B 6kA |
| 102982 | Hager ADN120 - 20A / 30mA RCBO Type B 6kA |
| 102984 | Hager ADN132 - 32A / 30mA RCBO Type B 6kA |

Wylex MCBs

Wylex MCBs



| Code | Description | Type |
|--------|---------------------------------------|------|
| 103010 | Wylex NSB06 - 6A SP MCB Type B 6kA | B |
| 103012 | Wylex NSB10 - 10A SP MCB Type B 6kA | B |
| 103014 | Wylex NSB16 - 16A SP MCB Type B 6kA | B |
| 103016 | Wylex NSB20 - 20A SP MCB Type B 6kA | B |
| 103018 | Wylex NSB32 - 32A SP MCB Type B 6kA | B |
| 103020 | Wylex NSB40 - 40A SP MCB Type B 6kA | B |
| 103022 | Wylex NSB50 - 50A SP MCB Type B 6kA | B |
| 103024 | Wylex NSB20-C - 20A SP MCB Type C 6kA | C |
| 103026 | Wylex NSB32-C - 32A SP MCB Type C 6kA | C |

Wylex RCBOs



| Code | Description |
|--------|--------------------------------|
| 105998 | Wylex NSBS06/B1 6A 30mA RCBO |
| 106000 | Wylex NSBS10/B1 10A 30mA RCBO |
| 106002 | Wylex NHXSVS16/B 16A 30mA RCBO |
| 106004 | Wylex NSBS20/B1 20A 30mA RCBO |
| 106006 | Wylex NSBS32/B1 32A 30mA RCBO |
| 106008 | Wylex NSBS40/B1 40A 30mA RCBO |

MK Sentry Boards

MK Sentry 17th Edition Boards



| Code | Description |
|---------------|---|
| 100513 | K5686s MAG 17ED 10 Way Dual RCD Consumer Unit |
| 100515 | K5686s MAG 17ED 15 Way Dual RCD Consumer Unit |

MK Sentry MCBs



| Code | Description |
|---------------|-------------------------|
| 100528 | 5903s SP Type B 3A MCB |
| 100530 | 5906s SP Type B 6A MCB |
| 100532 | 5910s SP Type B 10A MCB |
| 100534 | 5916s SP Type B 16A MCB |
| 100536 | 5920s SP Type B 20A MCB |
| 100538 | 5932s SP Type B 32A MCB |
| 100540 | 5940s SP Type B 40A MCB |
| 100542 | 5945s SP Type B 45A MCB |
| 100544 | 5950s SP Type B 50A MCB |

MK Sentry RCBOs



| Code | Type |
|---------------|--------------------------------|
| 100545 | 7932s 1 Module Type B 6A 30mA |
| 100546 | 7933s 1 Module Type B 10A 30mA |
| 100547 | 7934s 1 Module Type B 16A 30mA |
| 100548 | 7935s 1 Module Type B 20A 30mA |
| 100550 | 7936s 1 Module Type B 32A 30mA |
| 100552 | 7937s 1 Module Type B 40A 30mA |

CGD 6kA Circuit Breakers

6KA Miniature Circuit Breakers



| Code | Description |
|---------------|--------------------------|
| 110552 | 6A single pole MCB |
| 110554 | 10A single pole MCB |
| 110556 | 16A single pole MCB |
| 110558 | 20A single pole MCB |
| 110560 | 32A single pole MCB |
| 110562 | 40A single pole MCB |
| 110564 | 50A single pole MCB |
| 110566 | 63A single pole MCB |
| 110850 | Single pole blank module |

CGD Consumer Units

17th Edition Dual RCD Consumer Units



| Code | Available ways | Dimensions (mm) H x W x D |
|--------|----------------|------------------------------|
| 110520 | 8 | 230 x 327 x 110 |
| 110522 | 12 | 230 x 397 x 110 |
| 110524 | 15 | 230 x 451 x 110 |
| 110526 | 18 | 460 x 292 x 122 |

Supplied with main switch & 2 x RCDs (63A, 30mA) Up to 2 RCBO's can be installed adjacent to the main switch of this unit (order separately).

Metal Clad 17th Edition Dual RCD Consumer Unit



| Code | Available ways | Dimensions (mm) H x W x D |
|--------|----------------|------------------------------|
| 110530 | 10 | 270 x 350 x 105 |

Supplied with 100A main switch and 2 x 63A 30mA RCCB.

Standard Consumer Unit



| Code | Incoming device | Available ways |
|--------|------------------|----------------|
| 110500 | 100A main switch | 2 |
| 110502 | 80A, 30mA RCCB | 2 |
| 110504 | 100A main switch | 8 |
| 110506 | 80A, 30mA RCCB | 8 |
| 110508 | 100A main switch | 12 |
| 110510 | 80A, 30mA RCCB | 12 |
| 110512 | 100A main switch | 16 |

Metal Clad Consumer Units



SUPPLIED WITH 100A MAIN SWITCH

| Code | Available ways |
|--------|----------------|
| 110540 | 2 |
| 110542 | 10 |
| 110544 | 14 |

Supplied with 100A main switch. Designed for use with single module RCBOs.

IP55 Garage Units



| Code | Description |
|--------|-------------------------------|
| 110600 | 63A 30mA RCCB + B6A/B16 mcb's |
| 110602 | 63A 30mA RCCB + B6A/B32 mcb's |
| 110604 | 100A m/s + B6A + B16 mcb's |
| 110606 | 63A 30mA RCCB 6/7 way |

CGD Three Phase Boards

TP&N Distribution Boards

| Code | Description |
|---------------|--|
| 110680 | 4 way TPN dist. board c/w main switch |
| 110682 | 8 way TPN dist. board c/w main switch |
| 110684 | 12 way TPN dist. board c/w main switch |
| 110686 | 16 module extension box |
| 110688 | RCD incomer fixing kit |



These quality distribution boards come complete with a 125A 4 pole main switch. They have a 250A rated busbar and are manufactured from 1.5mm steel. Gland plates with knock-outs are provided top and bottom. The fixing kit is for use with 4 pole RCCBs to provide RCD mains switch.

CGD 10kA Circuit Breakers

10KA Single Pole MCBs



| Code (C-Curve) | Code (D-Curve) | Rating (A) |
|----------------|----------------|------------|
| 110690 | 110720 | 1 |
| 110692 | 110722 | 2 |
| 110694 | 110724 | 4 |
| 110696 | 110726 | 6 |
| 110698 | 110728 | 10 |
| 110700 | 110730 | 16 |
| 110702 | 110732 | 20 |
| 110704 | 110734 | 32 |
| 110706 | 110736 | 40 |
| 110708 | 110738 | 50 |
| 110710 | 110740 | 63 |

10KA Double Pole MCBs




| Code (D-Curve only) | Rating (A) |
|---------------------|------------|
| 110750 | 2 |
| 110752 | 4 |
| 110754 | 6 |
| 110756 | 10 |
| 110758 | 16 |
| 110760 | 20 |
| 110762 | 32 |
| 110764 | 40 |
| 110766 | 50 |
| 110768 | 63 |

10KA Triple Pole MCBs



| Code (C-Curve) | Code (D-Curve) | Rating (A) |
|----------------|----------------|------------|
| 110780 | 110810 | 2 |
| 110782 | 110812 | 4 |
| 110784 | 110814 | 6 |
| 110786 | 110816 | 10 |
| 110788 | 110818 | 16 |
| 110790 | 110820 | 20 |
| 110792 | 110822 | 32 |
| 110794 | 110824 | 40 |
| 110796 | 110826 | 50 |
| 110798 | 110828 | 63 |

Module Blanks



| Code | Description |
|---------------|--------------------|
| 102950 | 6 Way module blank |

CGD Devices

2 Pole RCBOs



| Code | Description |
|--------|-------------------------------|
| 110570 | 16A (B type) 30mA 2 pole RCBO |
| 110572 | 32A (B type) 30mA 2 pole RCBO |
| 110574 | 40A (B type) 30mA 2 pole RCBO |

Single Pole RCBOs



| Code (Type B) | Code (Type C) | Description |
|---------------|---------------|-------------|
| 110580 | 110860 | 6A, 30mA |
| 110582 | 110862 | 10A, 30mA |
| 110584 | 110864 | 16A, 30mA |
| 110586 | 110866 | 20A, 30mA |
| 110588 | 110868 | 32A, 30mA |
| 110590 | 110870 | 40A, 30mA |
| 110592 | 110872 | 50A, 30mA |

Four Pole RCDs



| Code | Description |
|--------|-----------------------------------|
| 110666 | 80A 30mA RCD |
| 110668 | 80A 100mA RCD |
| 110670 | 80A 100mA RCD, 450ms time delayed |
| 110672 | 125A 30mA RCD |
| 110674 | 125A 100mA RCD |

Two Pole RCDs



| Code | Description |
|--------|----------------------------------|
| 110652 | 40A 30mA RCD |
| 110654 | 63A 30mA RCD |
| 110656 | 80A 30mA RCD |
| 110658 | 80A 100mA RCD |
| 110660 | 80A 100mA RCD 450ms time delayed |

Switch Fuses/Large Switches

TP&N Switch Fuse - IP54



| Code | Rating (A) | Size H x W x D (mm) |
|--------|------------|---------------------|
| 102850 | 20 TP+N | 215 x 180 x 135 |
| 102852 | 32 TP+N | 215 x 180 x 135 |
| 102854 | 63 TP+N | 300 x 270 x 150 |
| 102856 | 100 TP+N | 395 x 380 x 175 |
| 112470 | 160 TP+N | 395 x 380 x 175 |
| 112472 | 200 TP+N | 395 x 380 x 175 |
| 112474 | 250 TP+N | 600 x 450 x 275 |
| 112476 | 400 TP+N | 600 x 450 x 275 |
| 112478 | 630 TP+N | 750 x 550 x 350 |

TP&N Switch Fuses



| Code | Rating (A) | Fuses Included | Size H x W x D (mm) |
|--------|-------------|---------------------|---------------------|
| 110930 | 32A (AC21) | 3 x 32A | 300 x 250 x 175 |
| 110932 | 80A (AC21) | 3 x 63A & 3 x 80A | 400 x 300 x 175 |
| 110934 | 125A (AC21) | 3 x 100A & 3 x 125A | 400 x 300 x 175 |

Single Phase Switch Fuse



| Code | Rating (A) | Size H x W x D (mm) |
|--------|------------|---------------------|
| 110924 | 63/80/100 | 250 x 135 x 87 |

Metal bodied enclosure supplied with 63A, 80A & 100A fuses.

Mains/Generator Changeover Switch



| Code | Description |
|--------|-----------------------------------|
| 110920 | 125A SP&N, metal enclosure |
| 110922 | 100A TP&N, IP65 plastic enclosure |

TP&N Switch



| Code | Rating (A) | Size H x W x D (mm) |
|--------|------------|---------------------|
| 110902 | 32 3 P+N | 215 x 180 x 135 |
| 110904 | 63 3 P+N | 215 x 180 x 135 |
| 110906 | 125 3 P+N | 215 x 180 x 135 |
| 110908 | 250 3 P+N | 300 x 270 x 150 |

Industrial Outlets

Emergency Stop Control



| Code | Description |
|---------------|-------------------------------|
| 111040 | Remote emergency stop station |

Trailing Plugs & Sockets



| Code (Plug) | Code (Socket) | Voltage | Type | Colour |
|---------------|---------------|---------|------------|--------|
| 104532 | 104534 | 110V | 16A, 3 pin | Yellow |
| 104538 | 104540 | 240V | 16A, 3 pin | Blue |
| 104544 | 104546 | 415V | 16A, 4 pin | Red |
| 104550 | 104552 | 415V | 16A, 5 pin | Red |
| 104556 | 104558 | 110V | 32A, 3 pin | Yellow |
| 104560 | 104562 | 240V | 32A, 3 pin | Blue |
| 104566 | 104568 | 415V | 32A, 4 pin | Red |
| 104572 | 104574 | 415V | 32A, 5 pin | Red |

IP55 Interlocked Socket Outlets



| Code | Voltage | Type | Colour |
|---------------|---------|------------|--------|
| 104520 | 240V | 16A, 3 pin | Blue |
| 104522 | 415V | 16A, 4 pin | Red |
| 104524 | 415V | 16A, 5 pin | Red |
| 104526 | 240V | 32A, 3 pin | Blue |
| 104528 | 415V | 32A, 4 pin | Red |
| 104530 | 415V | 32A, 5 pin | Red |

IP44 Angled Wall Sockets



| Code | Voltage | Type | Colour |
|---------------|---------|---------------------------|--------|
| 104536 | 110V | 16A, 3 pin | Yellow |
| 104542 | 240V | 16A, 3 pin | Blue |
| 104548 | 415V | 16A, 4 pin | Red |
| 104554 | 415V | 16A, 5 pin | Red |
| 104564 | 240V | 32A, 3 pin | Blue |
| 104570 | 415V | 32A, 4 pin | Red |
| 104576 | 415V | 32A, 5 pin | Red |
| 104593 | | PG21 - M20 Thread adaptor | |
| 104592 | | PG21 - M25 Thread Adaptor | |

Rotary Isolators

Spaceguard Isolators



| Code | Rating | Poles | Enclosure |
|--------|--------|-------|-----------|
| 104580 | 20 | 4 | Standard |
| 104583 | 32 | 4 | Standard |
| 104581 | 25 | 4 | Large |
| 104584 | 32 | 4 | Large |
| 104586 | 40 | 4 | Large |
| 104590 | 63 | 4 | Large |

Modular Contactors



| Code | Rating (A) | Auxiliary Contacts | Modules |
|--------|-------------------------------|-----------------------|---------|
| 104732 | 20 | 1 x n/o + 1 x n/c | 1 |
| 104734 | 20 | 2 x n/o | 1 |
| 104738 | 25 | 4 x n/o | 2 |
| 104740 | 40 | 2 x n/o | 4 |
| 104742 | 40 | 4 x n/o | 4 |
| 104744 | 63 | 2 x n/o | 4 |
| 104746 | 63 | 4 x n/o | 4 |
| 104759 | 16 | Impulse relay 2 x n/o | 2 |
| 111036 | Heat dissipation module, 18mm | | |

Lever Isolators

Switch Lever Operated Isolators



| Code | Rating | Poles |
|--------|--------|-------|
| 111600 | 20A | 4 |
| 111602 | 35A | 4 |
| 111604 | 63A | 4 |

Bell Transformers




| Code | Description |
|--------|--------------------------|
| 110642 | DIN mount 230v-8v 1A |
| 104800 | Surface mount 230v-8v 1A |

DON'T FORGET...

XTRATUF-LSF

Use Xtratuf to wire up these isolators... fast!



SEE PAGE 70


Din Rail Connectors

Grey DIN connectors




| Code | Cable size mm ² |
|---------------|----------------------------|
| 111420 | 2.5 |
| 111422 | 4.0 |
| 111424 | 6.0 |
| 111426 | 10 |
| 111428 | 16 |
| 111430 | 35 |

Green/Yellow DIN connectors



| Code | Cable size mm ² |
|---------------|----------------------------|
| 111452 | 2.5/4.0 |
| 111454 | 6.0 |
| 111456 | 10 |
| 111458 | 16 |
| 111460 | 35 |


DIN Rail



| Code | Size |
|---------------|-------------|
| 111410 | 35mm x 0.5m |
| 111412 | 35mm x 1m |
| 104404 | 35mm x 2m |

Top hat slotted rail

Blue DIN connectors



| Code | Cable size mm ² |
|---------------|----------------------------|
| 111440 | 2.5 |
| 111442 | 4.0 |

DIN Accessories



| Code | Description |
|---|---|
| 111470 | DIN rail end stop |
| 111471 | DIN terminal end cap, 2.5 – 4mm |
| 111472 | DIN terminal end cap, 6 – 10mm |
| NOTE: 16mm terminals have pre-fitted end caps | |
| 111473 | DIN terminal end cap, 35mm |
| 111484 | Blank markers for 2.5mm DIN terminals |
| 111492 | Blank markers for 4 – 35mm DIN terminals |

Heating Controls

Heating Junction Box



| Code | Description |
|---------------|----------------|
| 104702 | 15A 10 Way Box |

Programmables



| Code | Description |
|---------------|---------------------------------|
| 104720 | 1 channel electronic |
| 104722 | 2 channel electronic |
| 112460 | 3 channel electronic |
| 104724 | 2 channel analogue - Economy 7 |
| 104726 | Honeywell ST699 programmer |
| 104728 | Honeywell ST6400A heating prog. |

Thermostats



| Code | Description |
|---------------|--------------------------------|
| 104704 | Standard room stat |
| 104706 | Honeywell T6360 B room stat |
| 104708 | Digital room stat |
| 104710 | Programmable digital room stat |
| 104711 | Radio switched room stat |
| 104712 | Radio switched prog. room stat |
| 104714 | Cylinder / pipe thermostat |
| 104716 | Tamperproof frost stat |
| 104718 | Honeywell T4160 frost stat |

FEATURED PRODUCT



KAPPA EMERGENCY DOWNLIGHT

- Bi-colour LED indicator
- Non-maintained LED head
- Flexible slim line battery pack
- Discreet design fits through 35mm cutout

EMERGENCY MODE



NORMAL MODE



PRODUCT DEMO?

Contact us today on
0845 381 0845

DON'T FORGET... IN-LINE CONNECTORS

The perfect junction box for these downlights - fits through a 35mm cut-out



SEE PAGE 92

Radio Switchgear

Wise Box 4 Channel Kit



| Code | Channels | Maximum range | Amps | Rating | Box size (mm) |
|--------|----------|---------------|---------|--------|-----------------|
| 104770 | 4 | 200m | 4 x 10A | IP54 | 155 x 200 x 100 |

Easy Switch Wireless Components



| Code | Reference | Product | Rating |
|--------|-----------|---|--------|
| 104772 | ESF4 | 4 Button keyfob | |
| 104774 | ESF1 | 3 Channel wall switch transmitter (requires frontplate) | |
| 104776 | ESR1 | 1 Channel receiver - mains | IP66 |
| 104778 | ESR4 | 4 Channel receiver - mains | IP66 |
| 104780 | ESA1 | Plug in adaptor | |
| 104782 | ESB1 | Plug in bleeper | |
| 104784 | ESD1 | PIR Transmitter - 90o, 15m range | IP55 |

Timers

Immersion Heater Timers



| Code | Description |
|--------|------------------|
| 104684 | 24 hour analogue |
| 104686 | 7 day analogue |
| 104688 | 7 day digital |

DIN Rail Mounted Timers



| Code | Type | Description | Module Width |
|--------|----------|--------------------|--------------|
| 110638 | Digital | 1 channel 24 hour | 2 |
| 104672 | Digital | 1 channel 7 day | 2 |
| 104674 | Digital | 2 channel 7 day | 2 |
| 104668 | Analogue | 1 channel 24 hours | 2 |
| 104670 | Analogue | 1 channel 7 day | 2 |

Timers

Socket Box Timers



| Code | Description |
|---------------|------------------|
| 104696 | 24 hour analogue |
| 104698 | 7 day analogue |
| 104700 | 7 day digital |

Delay Timers



| Code | Type | Rating | Time Range |
|---------------|--------------------------|--------|-------------|
| 103496 | Switchplate - Pneumatic | 10A | 10sec-10min |
| 103500 | Switchplate - Electronic | 10A | 20sec-20min |
| 100562 | DIN Rail Mounted | 16A | 30sec-20min |
| 103504 | Weatherproof | 16A | 1sec-2hr |

Fused Spur Digital Timers



| Code | Description |
|---------------|-------------------|
| 104676 | 24 hour 13A fused |
| 104678 | 7 day 13A fused |

Round Pattern Timer



| Code | Description |
|---------------|--------------------------|
| 104680 | 3 pin electro mechanical |
| 104682 | 4 pin electro mechanical |

Plug in Timers



| Code | Description |
|---------------|------------------|
| 104690 | 24 hour analogue |
| 104692 | 7 day analogue |
| 104694 | 7 day digital |

Galvanised Flush Boxes

Dry Lining Boxes



| Code | Description |
|--------|-----------------------------|
| 104316 | 1 gang, 32mm deep |
| 104318 | 1 gang, 47mm deep |
| 104320 | 2 gang, 32mm deep |
| 104322 | 2 gang, 47mm deep |
| 104324 | Dual, 32mm |
| 104326 | Dual, 1 gang & 2 gang, 32mm |
| 104328 | Small circular |
| 104330 | Large circular |

Galvanised Back Boxes



| Code | Description |
|--------|-------------------------------|
| 104248 | 1 gang, architrave |
| 104250 | 1 gang, 16mm deep |
| 104252 | 1 gang, 25mm deep |
| 104254 | 1 gang, 35mm deep |
| 104256 | 1 gang, 47mm deep |
| 104258 | 1 gang, extension |
| 104260 | 2 gang, 25mm deep |
| 104262 | 2 gang, 35mm deep |
| 104264 | 2 gang, 47mm deep |
| 104266 | 2 gang, extension |
| 104268 | Dual, 25mm deep |
| 104270 | Dual, 35mm deep |
| 104272 | Dual, 1 gang & 2 gang, 25mm |
| 104274 | Plasterboard partition flange |
| 104276 | Coupler for flush boxes |

PVC Pattress Boxes

Mita PVC Pattress Boxes



| Code | Reference | Description | Style | Knockout |
|--------|-------------|--------------|---------|------------|
| 102284 | KBU321CW | 1 gang, 32mm | Square | Conduit |
| 102286 | KBR321CW | 1 gang, 32mm | Rounded | Conduit |
| 102288 | KBU441W | 1 gang, 44mm | Square | Conduit |
| 102290 | KBU322CW | 2 gang, 32mm | Square | Conduit |
| 102292 | KBR322CW | 2 gang, 32mm | Rounded | Conduit |
| 102294 | TBU321CW | 1 gang, 32mm | Square | Mini trunk |
| 102296 | TBR321CW | 1 gang, 32mm | Rounded | Mini trunk |
| 102298 | TBU441W | 1 gang, 44mm | Square | Mini trunk |
| 102300 | TBU322CW | 2 gang, 32mm | Square | Mini trunk |
| 102302 | TBR322CW | 2 gang, 32mm | Rounded | Mini trunk |
| 102304 | MT-MSSB82WH | Dual, 32mm | Rounded | Mini trunk |
| 102312 | MT-MSSB23WH | 2 gang, 44mm | Square | - |
| 102314 | MT-MSSB41WH | 2 gang, 44mm | Rounded | - |



Square Edge White Plastic Accessories

Fused Spur Connections- 13A



| Code | Description |
|---------------|---|
| 102416 | Unswitched spur |
| 102418 | Unswitched spur with neon |
| 102420 | Unswitched spur with neon and flex outlet |
| 102424 | Double pole switched spur & optional flex outlet |
| 102426 | D.P. switched spur with neon & optional flex outlet |

Double Pole Switches



| Code | Description |
|---------------|---------------------------------|
| 102428 | 20A |
| 102430 | 20A + neon & flex outlet |
| 102432 | 20A + neon |
| 102438 | 45A + neon - 1 gang box |
| 102440 | 45A + neon - 2 gang upright box |
| 102442 | 45A + Socket outlet |

Moulded Pattress Box



| Code | Description | Style |
|---------------|-------------------|---------------|
| 102448 | 1 gang, 16mm deep | Architrave |
| 102450 | 1 gang, 16mm deep | Square corner |
| 102452 | 1 gang, 25mm deep | Square corner |
| 102454 | 1 gang, 47mm deep | Square corner |
| 102456 | 2 gang, 25mm deep | Square corner |
| 102458 | 2 gang, 47mm deep | Square corner |

Pull Cord Switches



| Code | Description |
|---------------|------------------|
| 102408 | 6A, 1 way |
| 102410 | 6A, 2 way |
| 102444 | 45A, D.P. + neon |

Batten Holders



| Code | Description |
|---------------|-------------------------|
| 102396 | Straight, H.O. skirt |
| 102398 | Angled, H.O. skirt |
| 102400 | Low energy, 9-18W (PLC) |

Co-Axial Sockets



| Code | Description |
|---------------|-------------------------------|
| 102362 | Co-axial single direct |
| 102364 | Co-axial double direct |
| 102366 | T.V & Type F satellite outlet |

Fused Spurs - Economy



| Code | Description |
|---------------|--|
| 102421 | Switched spur and optional flex outlet |
| 102423 | Switched spur with neon and optional flex outlet |

Blank & Connection Plates



| Code | Description |
|---------------|-----------------------|
| 102368 | 1 gang blanking plate |
| 102370 | 2 gang blanking plate |
| 102372 | 20A front flex outlet |
| 102446 | 45A connection plate |

Pendants



| Code | Description |
|---------------|-----------------------------------|
| 102402 | 6" flex, T2, BC |
| 102404 | 9" flex, T2, BC |
| 102406 | 6" flex, low energy, 10-18W (PLC) |
| 102412 | 6A ceiling rose only |

Converter Sockets



| Code | Description |
|---------------|------------------|
| 102800 | Single to double |
| 102802 | Double to triple |

Air Conditioning Switches



| Code | Description |
|---------------|-----------------|
| 112490 | 20A Double pole |
| 112492 | 32A Double pole |

Round Pin Sockets



| Code | Description |
|---------------|-------------|
| 102340 | 2A socket |
| 102342 | 5A socket |

Shaver Socket



| Code | Description |
|---------------|------------------------|
| 102356 | Dual voltage 110V/240V |

Fan Isolators



| Code | Description |
|---------------|-------------------------|
| 102394 | 10A 3 pole fan isolator |

13A Socket



| Code | Description |
|---------------|------------------------------|
| 102344 | 1 gang unswitched |
| 102346 | 2 gang unswitched |
| 102348 | 1 gang switched |
| 102350 | 2 gang switched |
| 102352 | 2 gang switched - dual earth |

Dimmer Switches



| Code | Description | Style |
|---------------|---------------------------------|-----------------|
| 103468 | 1 gang, 2 way, 250W | 1 gang |
| 103470 | 1 gang, 2 way, 400W | 1 gang |
| 103472 | 1 gang, 2 way, 650W | 1 gang |
| 103474 | 1 gang, 2 way, 800W | 1 gang |
| 103476 | 1 gang, 2 way, 250W | Fits Architrave |
| 103478 | 2 gang, 2 way, 250W | 1 gang |
| 103480 | 2 gang, 2 way, 400W | 1 gang |
| 103482 | 3 gang, 2 way, 250W | 2 gang |
| 103484 | 4 gang, 2 way, 250W | 2 gang |
| 103486 | Pull cord dimmer 250W | |
| 103488 | Spare knob | |
| 103490 | 500W dimmer module | Fits MK Grid |
| 103492 | Soft start, 400W module, master | Fits MK Grid |
| 103494 | Soft start, 400W module, slave | Fits MK Grid |
| 103467 | 1000W remote dimmer pack | |

Light Switches



| Code | Description |
|---------------|--|
| 102374 | 1 gang 1 way |
| 102382 | 1 gang 2 way |
| 102384 | 2 gang 2 way |
| 102388 | 3 gang 2 way |
| 102390 | 4 gang 2 way |
| 102392 | 6 gang 2 way |
| 102376 | 1 gang intermediate |
| 102380 | 1 gang retractive architrave switch |
| 102383 | 1 gang 2 way retractive switch-"press" |

Telephone Outlets



| Code | Description |
|---------------|-------------------------|
| 102358 | 1 gang flush, master |
| 102360 | 1 gang flush, slave |
| 102746 | Telephone 2 way adaptor |
| 102748 | 5m extension cable |
| 102754 | 1 gang surface, master |
| 102756 | 1 gang surface, slave |

Metal Clad Accessories

Metal Clad Double Pole Switches



| Code | Rating (A) | Description |
|---------------|------------|-----------------------------|
| 102478 | 20 | Optional Flex outlet |
| 102482 | 20 | Neon & optional flex outlet |
| 102484 | 45 | 1 gang plate & neon |
| 102486 | 45 | 2 gang plate & neon |

Metal Clad 13A Sockets



| Code | Description |
|---------------|--------------------|
| 102462 | 1 gang, unswitched |
| 102464 | 2 gang, unswitched |
| 102466 | 1 gang, switched |
| 102468 | 2 gang, switched |

Metal Clad 10A Switches



| Code | Description |
|---------------|---------------|
| 102470 | 1 gang, 2 way |
| 102472 | 2 gang, 2 way |
| 102474 | 3 gang, 2 way |

Metal Clad Blanks



| Code | Description |
|---------------|--------------|
| 102500 | 1 gang plate |
| 102502 | 2 gang plate |

Metal Clad 13A Fused Spurs



| Code | Description |
|---------------|---|
| 102490 | Unswitched & optional flex outlet |
| 102494 | Switched & optional flex outlet |
| 102498 | Switched plus neon & optional flex outlet |



PROJECT FOCUS

Plant Room

Fixture: Metalclad Fused Spur

Dimmers


Varilight V-Pro Dimmers

| Code | Description |
|---------------|--|
| 117440 | 1G 400W White Plate Dimmer |
| 117441 | 2G 250W White Plate Dimmer |
| 117442 | 3G 300W White Plate Dimmer (Twin Plate) |
| 117443 | 4G 250W White Plate Dimmer |
| 117475 | Box Fix Dimmer Module 250W |
| 117477 | Grid Dimmer Module For MK Grid 250W |
| 117481 | White Grid Kit (Allows 117477 to work with the following grid systems;) CRABTREE, GET, DETA, MEM, BG, WANDSWORTH, HAMILTON |



Click Round-Edge White Wiring Accessories

Click White Switches



| Code | Description |
|---------------|-----------------------------------|
| 117380 | Click 10A 1 Gang 2 Way Switch |
| 117382 | Click 10A 2 Gang 2 Way Switch |
| 117384 | Click 10A 3 Gang 2 Way Switch |
| 117386 | Click 10A 4 Gang 2 Way Switch |
| 117387 | Click 10A 6 Gang 2 Way Switch |
| 117388 | Click 10A 1 G Intermediate Switch |
| 117390 | Click Fan Isolator Switch |

Click White Dimmers



| Code | Description |
|---------------|-------------------------------|
| 117392 | Click 1 Gang 400W 2Way Dimmer |
| 117394 | Click 2 Gang 250W 2Way Dimmer |

Click White 20A DP Switches



| Code | Description |
|---------------|--|
| 117396 | Click 20A D.P.Switch Optional Flex Outlet & Neon |

Click White Sockets



| Code | Description |
|---------------|---|
| 117398 | Click 1G Unswitched 13A Socket |
| 117400 | Click 1G Switched 13A Socket |
| 117402 | Click 2G Unswitched 13A Socket Dual Earth |
| 117404 | Click 2G Switched 13A Socket |
| 117406 | Click 2G Switched Socket Double Pole Dual Earth |

Click White Shaver Socket



| Code | Description |
|---------------|---|
| 117408 | Click Shaver Socket Dual Voltage 115/230V |

Click White Fused Spurs



| Code | Description |
|---------------|---|
| 117410 | Click 13A Unswitched Fused Spur Optional Flex Outlet |
| 117412 | Click 13A Switched Fused Spur Optional Flex Outlet |
| 117414 | Click 13A Neon Switched Fused Spur Optional Flex Outlet |

Click White TV/BT



| Code | Description |
|---------------|-------------------------------|
| 117416 | Click 1 Gang TV Socket Outlet |
| 117418 | Click Master Telephone Socket |
| 117420 | Click Slave Telephone Socket |

Click White Plates



| Code | Description |
|---------------|-----------------------------|
| 117422 | Click 1 Gang Blank Plate |
| 117424 | Click 2 Gang Blank Plate |
| 117426 | Click 20A Flex Outlet Plate |

Click White Cooker Switches



| Code | Description |
|---------------|--|
| 117428 | Click Cooker Switch - 1G Box 45A Double Pole + Neon |
| 117430 | Click Cooker Switch - 2G Box 45A Double Pole + Neon |
| 117432 | Click Cooker Unit - Socket + 45A Double Pole Switch + Neon |

Click Grid System

Click White Grid Plate



| Code | Description |
|---------------|---------------------|
| 117340 | Click Grid 1G Plate |
| 117342 | Click Grid 2G Plate |
| 117344 | Click Grid 3G Plate |
| 117346 | Click Grid 4G Plate |
| 117348 | Click Grid 6G Plate |

Click Metalclad Grid Backboxes



| Code | Description |
|---------------|--|
| 117600 | Click Metalclad Minigrid 1G Plate 1 Aperture + Backbox |
| 117598 | Click Metalclad Minigrid 1G Plate 2 Aperture + Backbox |
| 117596 | Click Metalclad Minigrid 1G Plate 3 Aperture + Backbox |
| 117594 | Click Metalclad Minigrid 2G Plate 2x2 Aperture + Backbox |
| 117592 | Click Metalclad Minigrid 2G Plate 2x3 Aperture + Backbox |
| 117590 | Click Metalclad Minigrid 2G Plate 6 Aperture + Backbox |

Click White Grid Modules

| Code | Description |
|-------------------|--|
| Switch Modules | |
| 117350 | Click Grid 2 Way Switch Module |
| 117352 | Click Grid D.P. Switch Module |
| 117354 | Click Grid Intermediate Switch Module |
| 117358 | Click Grid Retractive Switch Module |
| Blank Modules | |
| 117356 | Click Grid Blank Module |
| Keyswitch Modules | |
| 117360 | Click Grid 2W Plain Keyswitch Module |
| 117362 | Click Grid D.P. "Emergency" Key Switch Module |
| 117366 | Click Grid Key |
| Fused Modules | |
| 117364 | Click Grid 13A Fused Module |
| Dimmer Modules | |
| 117368 | Click Grid Dimmer Mounting Kit (2 Module) |
| 117374 | Click Grid 400W Dimmer Module |
| 117376 | Click Grid 630W Dimmer Module |
| 117378 | Click Grid Dimmer Nut Tool |
| Box-Fix Modules | |
| 117370 | Click Grid 2 Way Knob-Switch Module 6A Push On-Off |



Click Satin Stainless Wiring Accessories

Switches



| Code | Description |
|---------------|------------------------|
| 117704 | 1G Switch |
| 117706 | 2G Switch |
| 117708 | 3G Switch |
| 117710 | 4G Switch |
| 117712 | 6G Switch |
| 117714 | 1G Intermediate Switch |
| 117798 | Fan Isolator Switch |

Shaver Sockets



| Code | Description |
|---------------|----------------------------|
| 117788 | Dual Voltage Shaver Socket |

D.P. 20A Switches



| Code | Description |
|---------------|--|
| 117794 | 20A Double Pole Switch With Neon |
| 117796 | 20A Double Pole Switch Optional Flex Outlet + Neon |

Blank Plates



| Code | Description |
|---------------|----------------|
| 117826 | 1G Blank Plate |
| 117828 | 2G Blank Plate |

Sockets



| Code | Description |
|---------------|-----------------------------|
| 117780 | 1G Switched Socket |
| 117782 | 2G Dual Earth Switch Socket |

Fused Spurs



| Code | Description |
|---------------|---|
| 117790 | Switched Fused Spur Optional Flex Outlet + Neon |
| 117791 | Switched Fused Spur No Flex Outlet |
| 117789 | Switched Fused Spur No Flex Outlet + Neon |
| 117793 | Unswitched Fused Spur No Flex Outlet |
| 117792 | Unswitched Fused Spur Optional Flex Outlet Neon |

Cooker Switches



| Code | Description |
|---------------|---|
| 117820 | 45A DP Switch For 1G Box With Neon |
| 117822 | 45A DP Switch For 2G Portrait Box With Neon |
| 117824 | 45A DP Switch + 13A Socket With Neon |

Euro Plates



| Code | Size (mm) |
|---------------|-----------------------------------|
| 117830 | 1G Euro Module Plate (1G Backbox) |
| 117832 | 2G Euro Module Plate (1G Backbox) |
| 117834 | 4G Euro Module Plate (2G Backbox) |

Click Satin Stainless Grid System

Grid Plates

| Code | Description |
|-----------------|--|
| Aperture Plates | |
| 117716 | 1G Aperture Plate |
| 117718 | 2G Aperture Plate |
| 117720 | 3G Aperture Plate |
| 117722 | 4G Aperture Plate |
| 117724 | 6G Aperture Plate |
| 117726 | 12G Aperture Plate |
| 117728 | 18G Aperture Plate |
| 117740 | 1G Architrave Aperture Plate |
| 117742 | 2G Architrave Aperture Plate |
| Backboxes | |
| 117744 | Flush Mounting Backbox For 1G Architrave Plate |
| 117746 | Flush Mounting Backbox For 2G Architrave Plate |
| 117736 | Flush Mounting Backbox For 12G Plate |
| 117738 | Flush Mounting Backbox For 18G Plate |



Grid Modules

| Code | Description |
|---------------------|---|
| Switch Modules | |
| 117748 | 10A 2W Switch Module |
| 117750 | 10A 2W Intermediate Switch Module |
| 117752 | 10A 2W Retractive Switch Module c |
| 117754 | 10A 2W Retractive Switch Module - Bell Icon |
| 117756 | 10A 3 Position Switch Module |
| 117758 | 10A 3 Position Retractive Switch Module |
| Keyswitch Modules | |
| 117760 | 10A 2W Key Switch Module |
| 117762 | 10A DP 'Emergency Test' Key Switch Module |
| 117764 | Spare Key |
| Fused Modules | |
| 117766 | 13A Fused Spur Module |
| Flex Outlet Modules | |
| 117768 | 20A Flex Outlet Module |
| Indicator Modules | |
| 117770 | 240V Red Indicator Module |
| 117772 | 240V Amber Indicator Module |
| 117774 | 240V Green Indicator Module |
| Dimmer Modules | |
| 117776 | 0-10V Analogue Dimmer Module |
| 117778 | Dimmer Mounting Kit 2 Module |



Floor Sockets

| Code | Description |
|---------------|------------------------|
| 100064 | 1 gang, 13A unswitched |
| 100066 | 2 gang, 13A unswitched |



MK Logic Plus

Socket Outlets



| Code | Reference | Description |
|---------------|-----------|---|
| 100182 | K771WHI | Round pin, 5A, 1 gang |
| 100184 | K780WHI | 13A, 1 gang |
| 100186 | K781WHI | 13A, 2 gang |
| 100188 | K2737WHI | 13A, 3 gang, D.P. switch |
| 100190 | K2746WHI | 2 gang, D.P. outboard switch dual earth |
| 100192 | K2747WHI | 13A, 2 gang, D.P. switch |
| 100194 | K2757WHI | 13A, 1 gang, D.P. switch |
| 100196 | K2891WHI | Round pin, 5A, 1 gang, D.P. switch |

Connection Units



| Code | Reference | Description |
|---------------|-----------|---|
| 100238 | K330WHI | 13A, D.P. switch, base flex outlet |
| 100240 | K337WHI | 13A, base flex outlet |
| 100242 | K377WHI | 13A, base flex outlet, neon |
| 100244 | K370WHI | 13A, D.P. switch, base flex outlet, neon |
| 100246 | K1030WHI | 13A, D.P. switch, front flex outlet |
| 100248 | K1040WHI | 13A, Double pole switch |
| 100250 | K1060WHI | 13A, D.P. switch, neon |
| 100252 | K1070WHI | 13A, D.P. switch, front flex outlet, neon |
| 100254 | K1090WHI | Unfused flex outlet frontplate, 20A |

Fan Isolator



| Code | Reference | Description |
|---------------|-----------|--------------------------|
| 100284 | K4859WHI | 10A, 3 pole fan isolator |

Shaver Socket



| Code | Reference | Description |
|---------------|-----------|----------------------------------|
| 100180 | K701WHI | Shaver supply unit, dual voltage |

Double Pole Switches



| Code | Reference | Description |
|---------------|-----------|------------------------------------|
| 100256 | K5403WHI | 20A, D.P. switch, base flex outlet |
| 100258 | K5423WHI | 20A, D.P. base flex outlet, neon |
| 100264 | K5105WHI | 32A, D.P. switch, neon |
| 100266 | K5215WHI | 45A, D.P. switch, neon |

Cooker Controls



| Code | Reference | Description |
|---------------|-----------|-----------------------------------|
| 100260 | K5045WHI | Cooker flex connection unit |
| 100262 | K5060WHI | 45A D.P. switch & switched socket |

MK Logic Plus

Plate Switches



| Code | Reference | Description |
|---------------|-----------|--------------------------------------|
| 100216 | K4841WHI | 10A, 1 gang, S.P, 2 way, architrave |
| 100218 | K4848BWHI | 1 gang, S.P, pushswitch, bell symbol |
| 100220 | K4870WHI | 10A, 1 gang, S.P, 1 way |
| 100222 | K4871WHI | 10A, 1 gang, S.P, 2 way |
| 100224 | K4872WHI | 10A, 2 gang, S.P, 2 way |
| 100226 | K4873WHI | 10A, 3 gang, S.P, 2 way |
| 100228 | K4874WHI | 10A, 4 gang, S.P, 2 way |
| 100230 | K4875WHI | 10A, 1 gang, intermediate |
| 100232 | K4876WHI | 10A, 1 gang, D.P, 1 way |
| 100234 | K4878PWHI | 10A, 1 gang, S.P, 2 way, push switch |
| 100236 | K4879WHI | 10A, 6 gang, S.P, 2 way |

Dimmer Switches



| Code | Reference | Description |
|---------------|------------|---------------------------|
| 100198 | K1501WHILV | 1 gang, 2 way, 500W (*) |
| 100200 | K1511WHI | 1 gang, 1 way, 450W |
| 100202 | K1521WHILV | 1 gang, 2 way, 300W (*) |
| 100204 | K1522WHILV | 2 gang, 2 way, 2x300W (*) |
| 100206 | K1531WHI | 1 gang, 1 way, 250W |
| 100208 | K1532WHI | 2 gang, 1 way, 2x250W |
| 100210 | K1533WHI | 2 gang, 2 way, 2x250W |
| 100212 | K1534WHI | 1 gang, 2 way, 250W |
| 100214 | K1535WHI | 1 gang, 2 way, 250W |

Blank Plates



| Code | Reference | Description |
|---------------|-----------|--------------------|
| 100278 | K3825WHI | 1 gang architrave |
| 100280 | K3827WHI | 1 gang blank plate |
| 100282 | K3828WHI | 2 gang blank plate |

Logic Plus Data Outlet Modules



Co-Axial Outlets



| Code | Reference | Description |
|---------------|-----------|---|
| 100272 | K3520WHI | TV/FM & satellite single |
| 100274 | K3523WHI | TV/FM & satellite double |
| 100276 | K3563WHI | Triple TV/FM/sat triplexer & TV (IEC male) plus B.T secondary |

Telephone Socket Outlets



| Code | Reference | Description |
|---------------|-----------|---------------------|
| 100268 | K422WHI | 1 gang BT master |
| 100270 | K427WHI | 1 gang BT secondary |

| Code | Reference | Description |
|---------------|-----------|--|
| 100584 | K182WHI | 1 gang, 2 module frontplate |
| 100586 | K184WHI | 2 gang, 4 module frontplate |
| 100588 | K188WHI | Euro module blank, 25x50mm |
| 100590 | K5820WHI | BT master Euro module |
| 100592 | K5821WHI | BT secondary Euro module |
| 100594 | K5845WHI | RJ45 Cat5E Euro module |
| 100596 | K5851WHI | One module, single TV (IEC female) |
| 100598 | K5853WHI | Two module, triple outlet, 50x50mm TV / FM/Satellite triplexer |
| 100600 | K5855WHI | One module, single satellite F-type |


MK Grid Plus

Grid Modules



| Code | Reference | Description |
|---------------|------------|---|
| 100364 | K4881WHI | 10A, S.P, 1 way switch |
| 100366 | K4882WHI | 10A, S.P, 2 way switch |
| 100368 | K4885WHI | 10A, S.P, 2 way push switch |
| 100370 | K4890WHI | 13A Fuse unit |
| 100372 | K4891WHI | 20A, S.P, 1 way switch |
| 100374 | K4892WHI | 20A, S.P, 2 way switch |
| 100376 | K4893WHI | 20A, Intermediate switch |
| 100378 | K4896WHI | 20A, D.P, 1 way switch |
| 100380 | K4900WHI | 10A, Retractive switch |
| 100406 | K4896NWHI | 20A, D.P, 1 way switch & neon |
| 100408 | K4917ELWHI | 20A, D.P, 1 way switch, secret key - emergency lighting |
| 100410 | K4917WHI | 20A, D.P, 1 way, secret key |
| 100412 | K4899WHI | 20A, S.P, 2 way + off |
| 100414 | 3405ZIC | Secret key - spare |
| 100416 | K4880WHI | 1 Module blank insert |
| 100418 | K4889GRN | 240V Green indicator lamp |
| 100420 | K4889RED | 240V Red indicator neon |

Grid Mounting Yokes



| Code | Reference | Description |
|---------------|-----------|-------------|
| 100356 | K3701 | 1 gang yoke |
| 100358 | K3702 | 2 gang yoke |
| 100360 | K3703 | 3 gang yoke |
| 100362 | K3704 | 4 gang yoke |

Surface Grid Backboxes



| Code | Reference | Description |
|---------------|-----------|-------------------------|
| 100426 | K8822ALM | 1 & 2 gang, without k/o |
| 100428 | K8891ALM | 1 & 2 gang, knockout |
| 100430 | K8892ALM | 3 & 4 gang, knockout |
| 100432 | K8893ALM | 6 & 8 gang, knockout |
| 100434 | K8895ALM | 9 & 12 gang, knockout |

Metalclad Faceplates



| Code | Reference | Description |
|---------------|-----------|-------------------|
| 100340 | K3491ALM | 1 gang Faceplate |
| 100342 | K3492ALM | 2 gang Faceplate |
| 100344 | K3493ALM | 3 gang Faceplate |
| 100346 | K3494ALM | 4 gang Faceplate |
| 100348 | K3496ALM | 6 gang Faceplate |
| 100350 | K3498ALM | 8 gang Faceplate |
| 100352 | K3499ALM | 9 gang Faceplate |
| 100354 | K3502ALM | 12 gang Faceplate |

White Faceplates




| Code | Reference | Description |
|---------------|-----------|-------------------|
| 100326 | K3361WHI | 1 gang Faceplate |
| 100328 | K3362WHI | 2 gang Faceplate |
| 100330 | K3633WHI | 3 gang Faceplate |
| 100332 | K3634WHI | 4 gang Faceplate |
| 100334 | K3636WHI | 6 gang Faceplate |
| 100336 | K3638WHI | 8 gang Faceplate |
| 100338 | K3639WHI | 12 gang Faceplate |

Flush Grid Backboxes




| Code | Reference | Description |
|---------------|-----------|------------------------|
| 100422 | 893ALM | 6 & 8 gang, knockouts |
| 100424 | 895ALM | 9 & 12 gang, knockouts |

MK Masterseal



| Code | Description |
|---------------|---|
| 100478 | 56482GRY 2G Switch Socket |
| 100474 | K56301GRY 1G Socket RCD Protected 30mA |
| 100476 | 56480GRY 1G Unswitched Socketv Outlet |
| 100482 | 56401GRY 10A 1G 2 Way Switch |
| 100484 | 56402GRY 10A 2G 1 Way Switch |
| 100486 | 56410GRY Fused Connection Unit Switched |
| 100488 | K56414GRY 1-2G Modular Grid + Enclosure |

MK Metalclad Plus



| Code | Description |
|---------------------|---|
| Switches | |
| 100462 | K3591ALM 10A 1G SP 2 Way Switch |
| 100464 | K3592ALM 10A 2G SP 2 Way Switch |
| 100466 | K3593ALM 10A 3G SP 2 Way Switch |
| 20A Switches | |
| 100468 | K5212ALM 20A DP Switch |
| 100470 | K5232ALM 20A DP Switch Neon |
| 100472 | K5242ALM 20A DP Switch Neon Flex Outlet |
| Sockets | |
| 100436 | K848ALM 13A 1G Socket Outlet |
| 100456 | K2977ALM 13A 1G DP Switch Socket |
| 100438 | K850ALM 13A 2G Socket Outlet |
| 100454 | K2946ALM 13A 2G D.P. Switch Socket |
| Fused Spurs | |
| 100444 | K954ALM 13A Unswitched Fused Spur |
| 100452 | K989ALM 13A Unswitched Fuse Spur Flex Outlet |
| 100450 | K986ALM 13A Unswitched Fuse Spur Neon Flex Outlet |
| 100442 | K942ALM 13A DP Switched Fuse Spur |
| 100446 | K962ALM 13A DP Switched Fuse Spur Neon |
| 100440 | K932ALM 13A DP Switched Fuse Spur Flex Outlet |
| 100448 | K972ALM 13A DP Switched Fuse Spur Neon F/O |
| Blank Plates | |
| 100460 | K3390ALM 1G Blank Plate |
| 100458 | K3369ALM 2G Blank Plate |

RCD / Waterproof Accessories

White RCD Protected Accessories




| Code | Description |
|---------------|------------------------|
| 102674 | 1 gang switched socket |
| 102676 | 2 gang switched socket |
| 102678 | Fused spur outlet |

Metal Clad RCD Accessories



| Code | Description |
|---------------|-----------------------------------|
| 102666 | 1 gang socket, Timeguard |
| 102668 | 2 gang socket |
| 102670 | 2 gang switched socket, Timeguard |
| 102672 | Fused spur, Timeguard |

Weathershield Accessories



| Code | Description | Rating |
|---------------|---------------------------------|--------|
| 102690 | 1 gang, 2 way, 10A switch | IP55 |
| 102694 | 2 gang, 2 way, 10A switch | IP55 |
| 116680 | 1 gang, 13A switched socket | IP66 |
| 116682 | 2 gang, 13A switched socket | IP66 |
| 116684 | 2 gang, 13A RCD switched socket | IP66 |
| 102682 | 13A RCD fused spur | IP55 |

Data Cabinets

| Code | Description | Size H/W/D (mm) |
|---------------|--------------------|------------------|
| 112520 | 6U wall mounted | 335 x 600 x 450 |
| 112526 | 15U wall mounted | 735 x 600 x 450 |
| 112540 | 24U floor standing | 1256 x 600 x 600 |
| 112542 | 42U floor standing | 2057 x 600 x 600 |



Data Accessories

Data Modules



| Code | Description | Size (mm) |
|---------------|------------------------------|-----------|
| 100123 | Cat5E, RJ45, Eurodata module | 25 x 50 |
| 100125 | Cat6, RJ45, Eurodata module | 25 x 50 |
| 100127 | Eurodata module 1 blank | 25 x 50 |
| 100129 | Eurodata module 1/2 blank | 12.5 x 50 |
| 102758 | LJ6C blank module | 22 x 37 |
| 102760 | LJ6C data module, Cat5E | 22 x 37 |

RJ45 Patch Panels



| Code | Description |
|---------------|--------------------|
| 102774 | 24 port, Cat5E, 1U |
| 112500 | 48 port, Cat5E, 2U |
| 112502 | 24 port, Cat6, 1U |
| 112504 | 48 port, Cat6, 2U |

Data Module Front Plates



| Code | Description |
|---------------|----------------------|
| 100131 | 2 Module, flat white |
| 100133 | 4 Module, flat white |

RJ45 Plugs & Adaptors




| Code | Description |
|---------------|--------------------------------|
| 102768 | RJ45 plug |
| 102770 | RJ45 Telephone adaptor, master |
| 102772 | RJ45 Telephone adaptor, slave |

Patch Leads



| Code | Description |
|---------------|----------------------|
| 102776 | 2m long, Cat5E, grey |
| 102778 | 3m long, Cat5E, grey |
| 102780 | 5m long, Cat5E, grey |



PROJECT FOCUS

Comms Room

Fixture: Data Cabinet


Audio Visual Euro Modules



| Code | Description |
|---------------|--------------------------------------|
| 125000 | 3.5mm Audio Euro Module - Microphone |



| Code | Description |
|---------------|---|
| 125004 | 3.5mm Audio Euro Module - Microphone + Headphones |



| Code | Description |
|---------------|--------------------------------------|
| 125008 | HDMI Coupler Euro Module - 90 degree |



| Code | Description |
|---------------|-----------------------------------|
| 125012 | HDMI Coupler Euro Module - Leaded |



| Code | Description |
|---------------|--|
| 125016 | USB2 Wired Coupler Euro Module A(Fem) - A(Fem) |



| Code | Description |
|---------------|---|
| 125020 | SVGA Screw Terminal Euro Module Horizontal 15 Contact |



| Code | Description |
|---------------|--------------------------|
| 125024 | SVGA Coupler Euro Module |



| Code | Description |
|---------------|-----------------|
| 125028 | RCA Euro Module |

Plugs/Sockets/Leads

Plug Tops



| Code | Description | Colour |
|---------------|-----------------|--------|
| 104604 | 13A, 3 Pin | White |
| 104602 | 13A, 3 Pin | Black |
| 104606 | 13A, Rubberised | Black |

13A Extension Lead



| Code | Description |
|---------------|-----------------------------|
| 104612 | 13A 2m 4 Way Extension Lead |

10A Lead Connector



| Code | Description | Colour |
|---------------|--------------------------|--------|
| 104624 | 10A 3 Pin Lead Connector | |

13A Trailing Socket



| Code | Description |
|---------------|----------------------------|
| 104618 | 13A 2 Gang Trailing Socket |

Plug Top Fuses

| Code | Description |
|---------------|-------------|
| 104804 | 3A BS1362 |
| 104806 | 5A BS1362 |
| 104808 | 10A BS1362 |
| 104810 | 13A BS1362 |



FirePlan Commercial Fire Alarm

C-Tec Control Panels



| Code | Reference | Description |
|---------------|-----------|--|
| 108900 | CFP702E-4 | 2 zone panel, (batteries extra) |
| 108902 | CFP704E-4 | 4 zone panel, (batteries extra) |
| 108910 | | 12V, 2.8Ah battery, (2 required for 2 and 4 zone panels) |

Detectors




| Code | Reference | Description |
|---------------|------------------|---------------------------------------|
| 109000 | Apollo Series 65 | Optical smoke detector |
| 109002 | Apollo Series 65 | Heat detector |
| 109004 | Apollo Series 65 | Detector base with diode |
| 109006 | IKAC-BF370R | Break glass call point, surface mount |

Sounders



| Code | Description |
|---------------|--|
| 109008 | Vantage 24V red sounder - deepbase |
| 109010 | Fireplan red circular 109020 bell, 24V |
| 109020 | Combined sounder and strobe beacon |

Accessories



| Code | Description |
|---------------|--|
| 109012 | Fireplan aux. replay, D.P, changeover |
| 109014 | Fireplan replacement call point glass |
| 109016 | Fireplan 24V magnetic door holder |
| 109018 | Fireplan 240V magnetic door holder |
| 109022 | Fireplan remote LED indicator - 1 gang plate |

Haes Twin-wire Control Panels



| Code | Description |
|---------------|--------------------------|
| 112550 | 2 zone - batteries extra |
| 112552 | 4 zone - batteries extra |
| 112556 | 8 zone - batteries extra |

Twin-wire Accessories

| Code | Description |
|---------------|---|
| 112572 | Apollo Series 65 Sav-wire base* |
| 112574 | Fireplan resettable Twin-wire call point, surface |

* Use Apollo Sers 65 detector heads as above

Domestic Fire Alarm

Firex Fire Alarms



| Code | Reference | Description |
|---------------|-----------|--|
| 104430 | 5086 | Ionisation smoke detector - 230V & battery standby |
| 104432 | 4973 | Optical smoke detectors - 230V & battery standby |
| 104434 | 4899 | Heat detector (57°C) - 230V & battery standby |
| 104436 | 4890 | Surface mounting base - low profile |

Carbon Monoxide Alarms



| Code | Description |
|---------------|--------------------------------------|
| 104438 | CO detector - 230V & battery standby |
| 104440 | CO detector - inc. 9V battery |

Battery Fire Alarms



| Code | Description |
|---------------|-------------------------------|
| 104442 | Smoke detector inc 9V battery |
| 104444 | Heat detector inc 9V battery |

Aico Detectors

AICO Easi-fit Range



| Code | Reference | Description |
|---------------|-----------|--|
| 104446 | Ei141 | Ionisation smoke detector - 230V & battery standby |
| 104448 | Ei144 | Heat detectors (58°C) |
| 104450 | Ei168RC | Radio link detector base for above |

Disabled WC Alarms

Disabled Persons Toilet Alarm Kit



| Code | Description |
|---------------|---|
| 104452 | Complete kit comprising controller, indicator/sounder, pull cord and signs. |

Heating Products

Panel Heaters



| Code | Wattage | Dimensions HxWxD |
|---------------|---|------------------|
| 125380 | 1.0kW Integral Thermostat | 580 x 440 x 98mm |
| 125382 | 1.0kW Integral Thermostat + 7 Day LCD Timer | 580 x 440 x 98mm |
| 125384 | 1.5kW Integral Thermostat | 700 x 440 x 98mm |
| 125386 | 1.5kW Integral Thermostat + 7 Day LCD Timer | 700 x 440 x 98mm |
| 125388 | 2.0kW Integral Thermostat | 855 x 440 x 98mm |
| 125390 | 2.0kW Integral Thermostat + 7 Day LCD Timer | 855 x 440 x 98mm |

Convactor Heaters



| Code | Reference |
|---------------|---|
| 116652 | Dimplex DXC20 2kW heater c/w thermostat |
| 116654 | Dimplex DXC20TI 2kW heater c/w thermostat & timer |
| 116656 | Dimplex DXC30 3kW heater c/w thermostat |
| 116658 | Dimplex DXC30TI 3kW heater c/w thermostat & timer |

Bathroom Fan Heater



| Code | Reference |
|---------------|-------------------------------|
| 101592 | 2kW downflow, pullcord switch |

Over Door Heaters



| Code | Description |
|------------|--------------------|
| RS1 | 3kW, 600mm wide |
| RS2 | 4.5kW, 610mm wide |
| RS3 | 2.25kW, 350mm wide |

Tubular Heaters



| Code | Description |
|---------------|----------------|
| 101622 | 120W, 2ft long |
| 101624 | 180W, 3ft long |
| 101626 | 240W, 4ft long |
| 101628 | 300W, 5ft long |
| 101629 | 360W, 6ft long |

Underfloor Heating

Under Floor Mat - 0.5m Wide



| Code | Length | Wattage |
|--------|--------|---------|
| 116060 | 1.0m | 75W |
| 116062 | 2.0m | 150W |
| 116064 | 3.0m | 225W |
| 116066 | 4.0m | 300W |
| 116068 | 5.0m | 375W |
| 116070 | 6.0m | 450W |
| 116072 | 8.0m | 600W |
| 116074 | 10.0m | 750W |
| 116076 | 12.0m | 900W |
| 116078 | 14.0m | 1050W |
| 116080 | 16.0m | 1200W |
| 116082 | 18.0m | 1350W |
| 116084 | 20.0m | 1500W |
| 116086 | 22.0m | 1650W |
| 116088 | 24.0m | 1800W |

Ecostat Controllers



| Code | Description |
|--------|---|
| 116240 | Air sensing - no floor probe required |
| 116242 | Floor sensing - suitable for bathrooms |
| 116244 | Air & floor sensing - for optimum control |

Ecomax Insulation



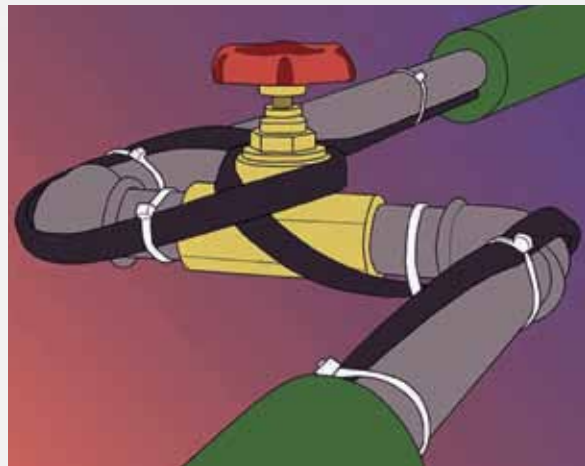
| Code | Description |
|--------|--------------------------------------|
| 116100 | 6mm insulation board, 600 x 1250mm |
| 116102 | 10mm insulation board, 600 x 1250mm |
| 116106 | Heavy duty adhesive tape, 50mm x 50m |

Hot Air Hand Dryers



| Code | Description |
|--------|---|
| 101640 | 2kW automatic, aluminium, white finish |
| 101642 | 2.3kW premium automatic, white (also available in chrome) |
| 101643 | 2.5kW premium automatic, stainless steel |

Trace Heating



| Code | Description |
|--------|------------------------------|
| 116710 | Heating cable, 15W per metre |
| 116711 | Heating cable, 55W per metre |
| 116712 | Termination kit |

Trace heating cable is self regulating to maintain a constant temperature. A termination kit is required at every termination and at the far end. Standard length is 20m. Please specify if a longer length is required. 15W/m version is designed for use with a frost stat to prevent freezing of water pipes. 55W/m is designed to provide additional heating to long runs of hot water pipes.

Wall & Ceiling Fans

Standard Axial Fan




| Code | Description |
|---------------|--------------------------------------|
| 104972 | 100mm fan |
| 104974 | 100mm fan with pullcord |
| 104976 | 100mm fan with timer |
| 104978 | 100mm fan with humidistat & pullcord |
| 104980 | 150mm fan |
| 104982 | 150mm fan with shutters & pullcord |
| 104984 | 150mm fan with shutters & timer |

Low Profile Fan



| Code | Description |
|---------------|----------------------------|
| 104986 | 100mm axial fan |
| 104988 | 100mm axial fan plus timer |

Low Voltage Fans & Transformers



| Code | Description |
|---------------|---|
| 104992 | 100mm low profile fan c/w timer & 12V transformer |
| 104990 | 100mm low profile fan only, 12V |
| 104996 | 12V remote transformer – pullcord |
| 104998 | 12V remote transformer – timer |
| 105002 | 12V remote transformer – humidistat |
| 105004 | 12V remote transformer – PIR sensor |

Surface Centrifugal



| Code | Reference | Type | Performance |
|---------------|-----------|-----------------|-------------|
| 105018 | CF100S | 100mm | 25l/sec |
| 105020 | CF100T | 100mm and timer | 31l/sec |

In-Line Fans

In-Line Centrifugal



| Code | Reference | Type | Performance |
|---------------|-----------|-----------------|-------------|
| 105022 | CFD200S | 100mm standard | 25l/sec |
| 105024 | CFD200T | 100mm and timer | 31l/sec |

MF Mix Flow High Output



| Code | Reference | Description | Airflow (l/s) | Max Pressure (Pa) | dBA |
|---------------|-----------|----------------|---------------|-------------------|-----|
| 112700 | MF100 | 100mm standard | 68 | 120 | 24 |
| 112710 | MF100T | 100mm timer | 68 | 120 | 24 |
| 112702 | MF125 | 125mm standard | 86 | 160 | 25 |
| 112712 | MF125T | 125mm timer | 86 | 160 | 25 |
| 112704 | MF150 | 150mm standard | 138 | 320 | 35 |
| 112714 | MF150T | 150mm timer | 138 | 320 | 35 |
| 112706 | MF200 | 200mm standard | 252 | 300 | 48 |
| 112716 | MF200T | 200mm timer | 252 | 300 | 48 |

Monsoon Mix Flow High Output



| Code | Description | Airflow (l/s) |
|---------------|----------------|---------------|
| 105582 | 100mm standard | 52 |
| 105584 | 100mm timer | 52 |
| 105583 | 125mm standard | 77 |
| 105585 | 125mm timer | 77 |

Vent Axia

Vent-Axia VA100 Fan



| Code | Description |
|---------------|------------------------------|
| 102324 | Fan with shutter & pull cord |
| 102326 | Fan with shutter & timer |
| 102328 | Window fitting kit |

Vent-Axia Slim100 Fan



| Code | Description |
|---------------|-------------------------------|
| 102339 | axial fan with shutter |
| 105592 | axial fan c/w shutter & timer |

Vent-Axia Silhouette Low Profile



| Code | Description |
|---------------|-----------------------------------|
| 102330 | 100mm bathroom fan |
| 102332 | as above, humidity & time control |
| 102334 | as above, time control |
| 102336 | 150mm bathroom fan, shutter |
| 102338 | as above, plus timer |

Ventilation Accessories

Circular Diffusers



| Code | Description |
|---------------|----------------------------------|
| 105088 | 100mm circular grille |
| 105090 | 100mm circular duct valve, white |
| 112890 | 125mm circular duct valve, white |
| 112892 | 150mm circular duct valve, white |

External Gravity Grilles



| Code (white) | Code (Brown) | Spigot Dia (mm) |
|---------------|---------------|-----------------|
| 105076 | 105078 | 100 |
| 105079 | 105081 | 125 |
| 105084 | 105086 | 150 |

External Fixed Grilles



| Code (white) | Code (Brown) | Spigot Dia (mm) |
|---------------|---------------|-----------------|
| 105072 | 105074 | 100 |
| 105075 | 105077 | 125 |
| 105080 | 105082 | 150 |

External Plate Grilles



| Code (white) | Code (Brown) | Spigot Dia (mm) |
|---------------|---------------|--------------------|
| 112900 | 112902 | 286 x 286 |
| 112904 | 112906 | 286 sq. 9" spigot |
| 112908 | 112910 | 362 x 362 |
| 112912 | 112914 | 362 sq. 12" spigot |

Condensation Traps



| Code | Description |
|---------------|-------------|
| 105070 | 100mm Ø |
| 105071 | 125mm Ø |
| 105073 | 160mm Ø |

Back-Draught Shutters



| Code | Description |
|---------------|------------------|
| 105068 | to suit 100mm Ø |
| 105069 | to suit 125mm Ø |
| 105083 | to suit 150 mm Ø |

Ventilation Accessories

PVC Duct Reducer



| Code | Description |
|---------------|---------------------|
| 105064 | 125-100mm Ø reducer |
| 105066 | 150-125mm Ø reducer |

PVC Rigid Duct



| Code | Description |
|---------------|--------------------|
| 105058 | 100mm Ø x 350 long |
| 105060 | 150mm Ø x 350 long |
| 105062 | 100mm Ø tee piece |

PVC Flexible Ducting



| Code | Description |
|---------------|------------------|
| 105042 | 100mm dia. x 3m |
| 105044 | 100mm dia. x 6m |
| 105046 | 100mm dia. x 15m |
| 105047 | 100mm dia. x 45m |
| 105049 | 125mm dia. x 3m |
| 105050 | 150mm dia. x 3m |
| 105052 | 150mm dia. x 6m |
| 105053 | 150mm dia. x 15m |

Aluminium Flexible Ducting



| Code (Standard) | Code (Insulated) | Diameter |
|-----------------|------------------|----------|
| 105048 | 112960 | 100mm |
| 112930 | 112962 | 125mm |
| 112932 | 112964 | 150mm |
| 112934 | 112966 | 200mm |
| 112936 | 112968 | 250mm |
| 112938 | 112970 | 300mm |

Duct Tape



| Code | Description |
|---------------|----------------------------|
| 103294 | Grey gaffa tape, 50 x 50mm |
| 111860 | Aluminium Foil, 50 x 45mm |
| 111862 | Aluminium Foil, 75 x 45mm |
| 111864 | Aluminium Foil, 100 x 45mm |

Hose Clips



| Code | Description |
|---------------|------------------------------|
| 105054 | 100mm capacity hose clip |
| 105056 | 125/150mm capacity hose clip |
| 116470 | 250/300mm capacity hose clip |
| 116472 | Hose banding 30m coil |
| 116474 | Hose Clips / box 50 |

FEATURED PRODUCT

Dataplan Cat. 6 Perimeter Trunking

DATAPLAN 180

PRE-PUNCHED HOLES FOR REDUCED INSTALLATION TIME

ADJUSTABLE CORNERS TO COPE WITH OUT-OF-SQUARE COLUMNS

SOFT-TONE WHITE TO COMPLIMENT MODERN OFFICE COLOUR SCHEMES

SPACIOUS DATA COMPARTMENT CONTAINS UP TO 55 CAT. 6 CABLES

PROVIDES BUILDING FUTURE-PROOFING WITH CAT. 5E, 5, 6A AND CAT. 7 COMPLIANCE



DATAPLAN 140

COMPACT AND COST-EFFECTIVE PROFILE. IDEAL FOR PROJECTS WITH A SMALL GAP BETWEEN WINDOW CILL AND RADIATORS.

AESTHETICALLY PLEASING RADIUS PROFILE CAN HOUSE UP TO 15 X CAT6 CABLES

PROTECTIVE FILM PROVIDES ON-SITE PROTECTION UNTIL PROJECT COMPLETION

MANUFACTURED FROM HIGH IMPACT RESISTANT MATERIAL

END CAPS, JOINTS AND BENDS HELD FIRMLY IN PLACE USING LOCATING FIXING PINS



Site Lighting

Festoon Lighting Kit



| Code | Description |
|---------------|---|
| 104934 | 110V, 10 x 60W GLS BC, 20m arctic cable |

Task Light



| Code | Description |
|---------------|-------------------------------|
| 104938 | 240V, 38W 2D lamp, IP44 rated |
| 104940 | 110V, 38W 2D lamp, IP44 rated |

Tripod Floodlights



| Code | Description |
|---------------|--------------------------------|
| 104964 | 240V, 2 x 500W halogen lamps |
| 104966 | 110V, 2 x 500W halogen lamps |
| 104968 | 110V, single 500W halogen lamp |

Site Leads

Extension Leads



| Code | Description |
|---------------|---|
| 104948 | 240V, 10m long, 2 x 13A outlets, cassette |
| 104950 | 110V, 14m long, 1 x 16A outlet, lead |
| 104952 | 240V, 25m long, 2 x 13A outlet, reel |
| 104954 | 240V, 50m long, 2 x 13A outlets, reel |
| 104956 | 110V, 25m long, 2 x 16A outlets, reel |
| 104958 | 110V, 50m long, 2 x 16A outlets, reel |
| 104960 | Splitter box, 110V, 4 x 16A outlets, reel |

Transformer-110V Output



| Code | Description |
|---------------|--|
| 104970 | 3.3kVA max, 1.8kVA continuous, 2 x 16A outlets |

Cutters / Drill Bits

Starrett Constant Pitch HSS Bi-Metal Holesaws



| Code | Size (mm) | Code | Size (mm) |
|--------|-----------|--------|---------------------|
| 101063 | 16.0mm | 101097 | 73.0mm |
| 101065 | 20.0mm | 101099 | 76.0mm |
| 101067 | 25.0mm | 101101 | 79.0mm |
| 101069 | 30.0mm | 101103 | 83.0mm |
| 101071 | 32.0mm | 101105 | 86.0mm |
| 101073 | 35.0mm | 101107 | 95.0mm |
| 101075 | 38.0mm | 101109 | 102.0mm |
| 101077 | 40.0mm | 101111 | 105.0mm |
| 101079 | 43.0mm | 101113 | 111.0mm |
| 101083 | 44.0mm | 101115 | 127.0mm |
| 101085 | 51.0mm | 101117 | A1 Arbor (14-30mm) |
| 101087 | 54.0mm | 101119 | A2 Arbor (32-210mm) |
| 101089 | 60.0mm | | |
| 101091 | 64.0mm | | |
| 101093 | 67.0mm | 101121 | Pilot Drill |
| 101095 | 70.0mm | | |

Flat Bits



| Code | Description |
|--------|------------------------|
| 101060 | 16mm dia. |
| 101062 | 20mm dia. |
| 101064 | 20mm dia. x 400mm long |
| 101066 | 25mm dia. |
| 101068 | 32mm dia. |
| 101070 | 38mm dia. |
| 101072 | Extension bar 300mm |

C. K. Fast 4 Auger Bits



| Code | Description |
|--------|----------------------------------|
| 105588 | 20mm dia. x 160mm overall length |
| 105590 | 25mm dia. x 160mm overall length |

Starrett Bi-Metal Cordless Smooth Cutting Hole Saws



| Code | Description |
|--------|---|
| 101059 | 20mm holesaw assembly c/w pilot and arbor |
| 101061 | 25mm holesaw assembly c/w pilot and arbor |

Designed for use with battery operated power tools, our Smooth Cutting Hole Saws will cut twice as many holes as the equivalent standard hole saw per battery charge.

HSS Drill Bits



| Code | Description |
|--------|-------------------|
| 100956 | 1.0 |
| 100958 | 1.5 |
| 100960 | 2.0 |
| 100962 | 2.5 |
| 100964 | 3.0 |
| 100966 | 3.5 |
| 100968 | 4.0 |
| 100970 | 4.5 |
| 100972 | 5.0 |
| 100974 | 5.5 |
| 100976 | 6.0 |
| 100978 | 6.5 |
| 100980 | 7.0 |
| 100982 | 7.5 |
| 100984 | 8.0 |
| 100986 | 8.5 |
| 100988 | 9.0 |
| 100990 | 9.5 |
| 100992 | 10.0 |
| 100994 | 19pc. set, 1-10mm |

Wood Auger Bits



| Code | Description |
|--------|----------------------------------|
| 100928 | 16mm dia. x 235mm overall length |
| 100930 | 20mm dia. x 235mm overall length |
| 100932 | 25mm dia. x 235mm overall length |
| 100934 | 32mm dia. x 235mm overall length |
| 100936 | 20mm dia. x 235mm – SDS shank |
| 100938 | 25mm dia. x 235mm – SDS shank |

Diamond Core Cutters



| Code | Description |
|--------|-----------------------------|
| 100940 | SDS arbor 200mm long |
| 100942 | Extension bar – extra 200mm |
| 100944 | Guide drill – 8 x 120mm |
| 100946 | Core cutter 38mm dia. |
| 100948 | Core cutter 52mm dia. |
| 100950 | Core cutter 78mm dia. |
| 100952 | Core cutter 107mm dia. |
| 100954 | Core cutter 152mm dia. |

Sheet Metal Drills



| Code | Description |
|--------|------------------------------------|
| 102051 | HSS cone cutter, 5-31mm dia. range |
| 102053 | HSS step drill, 4-20mm dia. range |

SDS Plus Chisel Bits



| Code | Description |
|--------|--------------------------|
| 101054 | Point chisel, 250mm long |
| 101056 | Flat chisel, 20 x 250mm |
| 101058 | Flat chisel, 40 x 250mm |

Cutters / Drill Bits


SDS Plus Drill Bits



| Code | Description |
|--------|--------------|
| 101010 | 5.0 x 110mm |
| 101012 | 5.0 x 160mm |
| 101014 | 5.5 x 110mm |
| 101016 | 5.5 x 160mm |
| 101018 | 6.0 x 160mm |
| 101020 | 6.5 x 110mm |
| 101022 | 6.5 x 160mm |
| 101024 | 7.0 x 160mm |
| 101026 | 8.0 x 210mm |
| 101028 | 10.0 x 110mm |
| 101030 | 10.0 x 210mm |
| 101032 | 12.0 x 160mm |

| Code | Description |
|--------|-----------------------------|
| 101034 | 12.0 x 210mm |
| 101036 | 12.0 x 600mm |
| 101038 | 14.0 x 150mm |
| 101040 | 16.0 x 200mm |
| 101042 | 16.0 x 300mm |
| 101044 | 16.0 x 600mm |
| 101046 | 20.0 x 300mm |
| 101048 | 20.0 x 450mm |
| 101050 | 20.0 x 600mm |
| 101051 | 25.0 x 450mm |
| 101052 | 3pc. set, 12/16/24 x 1000mm |

Masonry Drills - Straight Shank



| Code | Description |
|--------|----------------------------------|
| 100996 | 5.0 x 150mm overall length |
| 100998 | 5.5 x 95mm overall length |
| 101000 | 5.5 x 150mm overall length |
| 101002 | 6.0 x 150mm overall length |
| 101004 | 6.5 x 100mm overall length |
| 101006 | 6.5 x 150mm overall length |
| 101008 | 7.0 x 150mm overall length |
| 101128 | 6mm spear point tile/glass drill |

TRY XTRATUF™ TODAY!

STRONGER

Enhanced mechanical protection provided by tough LSF HM4 outer sheath

FASTER

Reduced installation time using dome-top compression glands at termination points

NEATER

Dresses smoothly for perfect clipping

IN STOCK
1.5-6.0MM²

FREE SAMPLE

Contact us today on 0845 381 0845

For our complete product range visit www.synergy.gb.net

General Consumables

Metal Cutting Discs



| Code | Dia. x thickness x bore |
|--------|--------------------------------------|
| 113780 | (4") 100 x 3 x 16mm |
| 113782 | (4 1/2") 115 x 3 x 22mm |
| 113784 | (4 1/2") 115 x 1 x 22mm – ultra thin |
| 113790 | (9") 230 x 3 x 22mm |
| 113792 | (9") 230 x 2 x 22mm – ultra thin |
| 113794 | (12") 300 x 3 x 22mm |
| 113796 | (12") 300 x 3 x 20mm * |
| 113798 | (14") 350 x 2.5 x 25.4mm * |

* To suit petrol machines. * To suit metal cut-off machines.

Diamond Cutting Discs



| Code | Size |
|--------|----------------------------|
| 103256 | (4 1/2") 115mm x 22mm bore |
| 103257 | (9") 230mm x 22mm bore |

Bosch Jigsaw Blades



| Code | Reference | Size/tpi | Application |
|--------|-----------|------------|---|
| 103220 | T101B | 75mm/10 | Wood and plastics below 30mm. Clean cutting |
| 103222 | T118A | 50mm/18-24 | Sheet metal 1-3mm. HSS variable pitch |
| 103224 | T345XF | 105mm/5-10 | Universal 'Progressor' blade for wood with nails, plastics, metal, fast cutting. Bi-metal HSS, variable pitch |

Pens & Pencils



| Code | Description |
|--------|------------------------------------|
| 113830 | Carpenters pencil |
| 113832 | Traditional wood pencil |
| 113834 | Permanent marker pen – fine tip |
| 113836 | Permanent marker – wide bullet tip |

Cotton Dust Sheet



| Code | Description |
|--------|----------------------------|
| 105112 | 12ft. x 9ft. (3.6m x 2.7m) |

Aerosol Products



| Code | Description |
|--------|---|
| 103250 | Contact cleaner spray, removes dirt, grease etc. For electrical & workshop use. 400ml |
| 103254 | Cutting spray, for improved drilling, threading, sawing etc. on all metals. 400ml |
| 103270 | Galvanizing spray, resists rust and corrosion. Ideal for touch up repairs. 400ml |
| 103284 | Silicone spray, a dry, clear lubricant to keeps things moving smoothly and quietly |
| 103286 | Smoke spray, for testing smoke detectors. Fitted with extending wand. 150ml |
| 103300 | Maintenance spray, a versatile all-purpose water displacing lubricant. 400ml |

Alkaline Batteries



| Code | Size | Pack Qty |
|--------|----------------------|----------|
| 103232 | AAA Alkaline | 4 |
| 103230 | AA Alkaline | 4 |
| 103234 | C Cell Alkaline | 2 |
| 103236 | D Cell Alkaline | 2 |
| 103242 | 9V Alkaline | 1 |
| 103244 | 9V Lithium Ultralife | 1 |

Compounds, Sealants & Lubricants



| Code | Description |
|--------|--|
| 103248 | Conduit cement for PVC. Supplied in 250ml tin with enclosed brush |
| 103252 | Cutting compound adheres to job for efficient threading, drilling etc. on metals.450g tin |
| 103262 | Decorators caulk for general purpose filling. Flexible and easy to apply, in cartridge tube |
| 103263 | Duct sealant for air-tight joints and seams in galvanized duct systems, in cartridge tube |
| 103272 | Industrial wipes, for effective removal of glue, sealant, paint, oil, silicone etc. Tub of 100 |
| 103274 | Strong Grip, high strength universal building adhesive, in cartridge tube |
| 103278 | Silicone sealant for a wide variety of applications – clear. Supplied in cartridge tube |
| 103280 | Silicone sealant for a wide variety of applications – white. Supplied in cartridge tube |
| 103292 | Tallow, hard white premium grade for thread cutting. 0.5lb tub |
| 103302 | Wire pulling lubricant, eases installation and prevents damage. .950ml bottle |
| 102020 | Sealant gun, skeleton type. Takes up to 400ml cartridges |

LOG-ON TO OUR WEBSITE NOW!

- DOWNLOAD SPECIFICATION SHEETS
- READ ABOUT OUR CASE STUDIES
- SEND US A PROJECT INQUIRY
- VIEW OUR TESTIMONIALS
- SEND US A REFERRAL
- CHECK OUT TECHNICAL DATA
- FIND OUR LATEST PRODUCT RANGE


WWW.SYNERGY.GB.NET



For our complete product range visit www.synergy.gb.net

Hand Tools

Cable Access Kit



| Code | Description |
|--------|----------------------------|
| 101928 | 10 x 1m rods & accessories |

Ideal T-Cutter



| Code | Description |
|--------|---------------------|
| 101954 | Wire cutter - 160mm |

Evertuf Stripper



| Code | Description |
|--------|-----------------------|
| 101993 | Cable capacity 8-28mm |

C.K. Hex Key Set



| Code | Description |
|--------|----------------------------------|
| 101974 | 10 pc. set, 1.5 - 10mm, ball end |

Bolt Croppers



| Code | Description |
|--------|------------------------------------|
| 102049 | 450mm size, 5mm capacity steel rod |

C.K. Prybar



| Code | Description |
|--------|--------------------------------------|
| 102000 | 380mm long, also used as nail puller |

Punch Down Tool



| Code | Description |
|--------|--------------------------|
| 102002 | For phone & data sockets |

Network Cable Tester



| Code | Length |
|--------|--------------------------------|
| 105188 | Alphatek 811 Data cable tester |

Digital Multimeter



| Code | Description |
|--------|--------------------|
| 105190 | Alphatek 265, 600V |

Lamp Removal Tool



| Code | Description |
|--------|-----------------------------|
| 101982 | Suction head, hinged handle |

Voltage & Continuity Tester



| Code | Description |
|--------|---------------------------|
| 105200 | Di-LOG DL6780 CombiVolt 1 |

Voltage Detector



| Code | Length |
|--------|---------------------------|
| 105202 | Di-LOG PL107N 90-1000V AC |

Hand Tools

Handsaws



| Code | Description |
|--------|-----------------------------------|
| 102014 | Floorboard saw 330mm/15" x 15 tpi |
| 102016 | Drywall saw, 150mm hardened blade |

C.K. Re-Threading Tool



| Code | Description |
|--------|---------------------------|
| 102004 | M3.5 - for socket boxes |
| 102006 | M4 - for conduit fittings |

C.K. Chalk Line 30m



| Code | Description |
|--------|-------------------------------|
| 101930 | Thermoplastic body, inc chalk |
| 103246 | Chalk refill, red, 100g |

C.K. Metal Files



| Code | Description |
|--------|----------------------------|
| 101964 | Half round shape |
| 101966 | Round shape - 8mm dia. |
| 101968 | Flat shape - one safe edge |

Waterpump Pliers



| Code | Description |
|--------|-----------------------|
| 101994 | Small pliers - 200mm |
| 101996 | Medium pliers - 255mm |
| 101998 | Large pliers - 300mm |

C.K. Spirit Levels



| Code | Description |
|--------|-----------------------------------|
| 102032 | 210mm pocket level, magnetic base |
| 102034 | 600mm (24") aluminium box level |
| 102036 | 1000mm (40") aluminium box level |

Nylon Draw Tape



| Code | Length |
|--------|-------------|
| 101958 | 10m (33ft.) |
| 101960 | 20m (65ft.) |
| 101962 | 30m (98ft.) |

Tape Measures



| Code | Length |
|--------|--------------|
| 102052 | 5m (16ft.) |
| 102054 | 7.5m (24ft.) |

C.K. Hammers



| Code | Description |
|--------|---------------------------------------|
| 101970 | Claw hammer - 16oz, fibreglass handle |
| 101972 | Club hammer - 2.5lb, ash handle |

Plug- In Socket Testers



| Code | Description |
|--------|---|
| 105194 | Mains wiring tester, 3 LEDs |
| 105196 | Professional model, plus fault location |
| 105198 | Socket interface connector |

Trimming Knives



| Code | Description |
|--------|---|
| 101979 | Stanley Titan knife with sheath (ideal for stripping SWA) |
| 101978 | Retractable blade type, diecast body |
| 103226 | Heavy duty blades - pk.10 |

C.K. Crimping Pliers



| Code | Description |
|--------|---|
| 101932 | Coax ratchet crimpers |
| 101934 | Insulated terminal ratchet, 0.5-6mm ² |
| 101936 | Crimping tool - plus 4 functions: stripping, shearing & cutting |

Hand Tools

Steel Conduit Dies



| Code | Description |
|--------|-------------|
| 102040 | 20mm die |
| 102042 | 25mm die |
| 102044 | Diestock |
| 102046 | 20mm guide |
| 102048 | 25mm guide |

C.K. Hacksaws



| Code | Description |
|--------|---|
| 102008 | 12"/300mm heavy duty, quick-change frame |
| 102010 | 6"/150mm junior frame, comfortable handle |
| 103216 | HSS hacksaw blade – 12"/300mm x 24 tpi |
| 103218 | Junior blades – 6"/150mm, pk.10 |

C.K. Cold Chisels



| Code | Description |
|--------|---------------------------------------|
| 101922 | Electricians Bolster, 225 x 55mm wide |
| 101924 | Cold chisel, 250 x 25mm wide |
| 101926 | Scutch chisel with comb, 25mm wide |
| 103276 | Scutch comb, 25mm wide |

C.K. Cutters



| Code | Reference | Description | Function |
|--------|-----------|---------------------------------------|--|
| 101938 | T3963 | Cable cutter-210mm | Cutting/stripping aluminium, copper & plastic sheathed cables, 11mm diameter |
| 101940 | 431004 | Combicutter 1 VDE - 160mm | Side cutter with socket screw shear |
| 101942 | 431009 | Combicutter 2 VDE - 160mm | As above + wire stripping notch |
| 101944 | 431008 | Combicutter 3 VDE - 160mm | As above + wire bending anvil |
| 101946 | 431005 | Side cutter VDE - 180mm | Capacity 2.5mm diameter hard wire |
| 101948 | 431006 | High leverage side cutter VDE - 165mm | Capacity 2.2mm hard / 6mm soft wire |
| 101950 | 431007 | High leverage Side cutter VDE - 200mm | Capacity 2.5mm hard / 6mm soft wire |
| 101952 | 431030 | Cable shears VDE - 165mm | Copper/aluminium wire, 16mm diameter |
| 101956 | 430003 | Ratchet PVC pipe cutter | Cuts conduit, sleeving, hose, 32mm diameter |
| 102056 | T4537 | Compound tinsnips - 240mm | Straight cutting in sheet metals |

C.K Pliers - VDE



| Code | Reference | Description |
|--------|-----------|--------------------------------------|
| 101984 | 431001 | Small combination pliers VDE - 165mm |
| 101986 | 431003 | Large combination pliers VDE - 205mm |
| 101988 | 431013 | Small snipe nose pliers VDE - 175mm |
| 101990 | 431014 | Large snipe nose pliers VDE - 200mm |
| 101992 | 431012 | Wire stripping pliers VDE - 160mm |

Screwdrivers

C.K. VDE Screwdrivers



| Code | Description |
|---------------|--|
| 102070 | 8 pc. set. Contents: Nos. 0,1&2 Pozidrive, 2.5, 4.0, 5.5, & 6.5mm slotted, mains tester. |
| 102072 | Mains tester 240V |
| 102074 | 2 pc. set. Modulo terminal Nos.1&2 |
| 102076 | Phillips No. 1 |
| 102078 | Phillips No. 2 |
| 102080 | Pozidrive No. 0 |
| 102082 | Pozidrive No. 1 |
| 102084 | Pozidrive No. 2 |
| 102086 | Pozidrive No. 3 |
| 102088 | Slotted 3.0 x 100mm |
| 102090 | Slotted 3.5 x 100mm |
| 102092 | Slotted 4.0 x 100mm |
| 102094 | Slotted 5.5 x 125mm |
| 102096 | Slotted 6.5 x 150mm |
| 102098 | Slotted 8.0 x 175mm |
| 102100 | Slotted 10.0 x 200mm |

Screwdriver Bits



| Code | Description |
|---------------|--|
| 102102 | Phillips No. 1 |
| 102104 | Phillips No. 2 |
| 102106 | Pozidrive No. 1 |
| 102108 | Pozidrive No. 2 |
| 102110 | Pozidrive No. 3 |
| 102112 | Slotted 3.0mm |
| 102114 | Slotted 4.5mm |
| 102116 | Slotted 6.5mm |
| 102118 | Magnetic bit holder |
| 102120 | 6pc. bit set, Nos.1 & 2 Phillips and Pozi,5.5 & 6.5 mm slotted |

Labels



| Code | Wording | Size | Pack Qty |
|---------------|--|--------------|----------|
| 103298 | Underground warning tape, warns of buried live cable | 150mm x 365m | Roll |
| 105138 | Danger 230V | 50 x 20mm | 5 |
| 105140 | Danger 400V | 50 x 20mm | 5 |
| 105142 | Danger 230V | 70 x 55mm | 5 |
| 105144 | Danger 400V | 70 x 55mm | 5 |
| 105146 | Isolate supply + symbol | 80 x 55mm | 5 |
| 105148 | Fire alarm - Do not switch off | 50 x 20mm | 5 |
| 105149 | Earth connection - Do not remove | 80 x 35mm | 5 |
| 105154 | Electric shock treatment | A4 | 1 |
| 105156 | Do not switch on - Electrician working | 210 x 150mm | 1 |

Safety Equipment



| Code | Description |
|---------------|------------------------------------|
| 101976 | Gel knee pads for ultimate comfort |
| 105096 | Disposable nuisance dust masks |
| 105100 | Goggles to BS EN166.1 |
| 105102 | Comfort ear defenders |
| 105104 | Rigger gloves – part leather |
| 105106 | Thermal latex palm gloves |
| 105108 | Hi-Vis vest, size XL |
| 105110 | Safety hard hat |
| 105098 | First aid kit in storage case |

Emergency Lighting Systems Explained



Different types of emergency lighting are often confused...

Maintained

The luminaire works in exactly the same way as a standard mains version, except when the power fails, it switches to battery powered emergency output.

Non-Maintained

The luminaire only comes on in the event of a power failure as an emergency light source. The continual mains supply is only used to charge the battery.

Sustained

This is where a lamp separate to the main lamp provides the emergency light source. The purpose here is to minimise any possibility of emergency lamp failure, as the 'sustained' lamp is only used in emergency mode. This will only be relevant on a maintained emergency luminaire.

DALI Emergency

We can also offer the option of DALI-Emergency controlled luminaires, utilising Tridonic or Mackwell DALI Emergency gear. This system allows greater control and detailed monitoring and reporting of emergency lighting. We can include this technology in our range of lighting or as a conversion service to other luminaires.

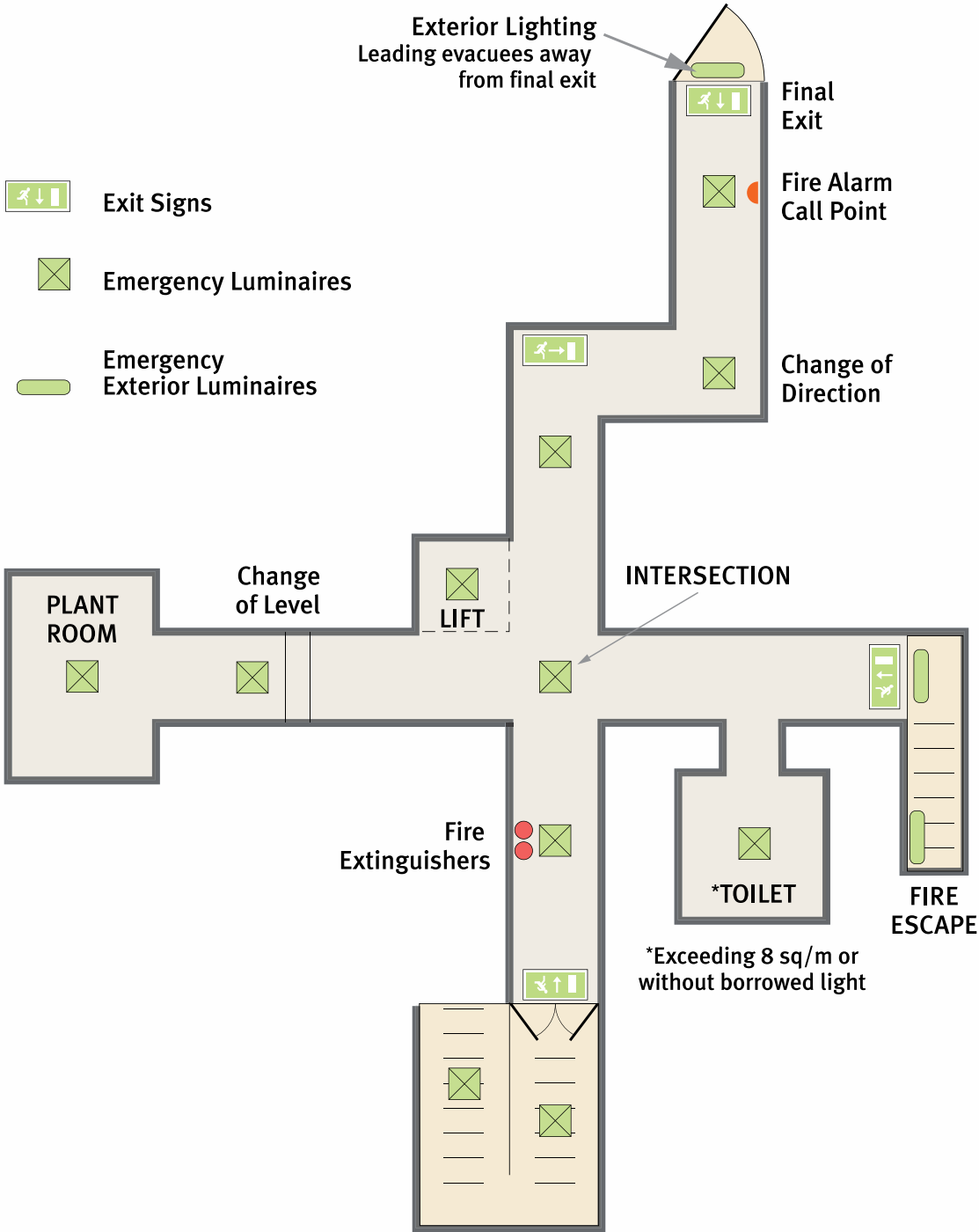
Central Battery

This is where the battery power for emergency lighting is situated at one, central point and fed to all relevant luminaires in the event of a power failure, whether they are maintained or non-maintained. All emergency luminaires will have a charge healthy LED indicator, which shows that the battery is being charged while there is a mains feed. When the power fails, the LED will switch off and the lamp will be illuminated by the battery.

This information is provided for guidance purposes only, and it is the responsibility of the user to verify the accuracy of this information before using it within any design. Synergy cannot be held liable in any way where this information is used within a design of any sort

Call **Synergy** now on **0845 381 0845** or email **sales@synergy.gb.net**

Recommended Emergency Luminaire Locations



Technical Recommended Emergency Luminaire Locations

This information is provided for guidance purposes only, and it is the responsibility of the user to verify the accuracy of this information before using it within any design. Synergy cannot be held liable in any way where this information is used within a design of any sort

Light Level Guidance



The CIBSE (Chartered Institute of Building Services Engineers) produces a Code for Interior Lighting which gives lighting requirements for areas.

This is also replicated in BS EN 12464-1:2002 Light and lighting - Lighting of work places - Part 1: Indoor work places

Light Levels Appropriate To Various Tasks And Areas

| Illuminance (lux) | Activity | Area |
|-------------------|--------------------------------------|--|
| 100 | Casual seeing | Corridors, changing rooms, stores |
| 150 | Some perception of detail | Loading bays, switch rooms, plant rooms |
| 200 | Continuously occupied | Foyers, entrance halls, dining rooms |
| 300 | Visual tasks moderately easy | Libraries, sports halls, lecture theatres |
| 500 | Visual tasks moderately difficult | General offices, kitchens, laboratories, retail shops |
| 750 | Visual tasks difficult | Drawing offices, meat inspection, chain stores |
| 1000 | Visual tasks very difficult | General inspection, electronic assembly, paintwork, supermarkets |
| 1500 | Visual tasks extremely difficult | Fine work and inspection, precision assembly |
| 2000 | Visual tasks exceptionally difficult | Assembly of minute items, finished fabric inspection |

This information is provided for guidance purposes only, and it is the responsibility of the user to verify the accuracy of this information before using it within any design. Synergy cannot be held liable in any way where this information is used within a design of any sort



Light Levels Appropriate To Specific Building Type

Extracts from CIBSE Code for Lighting Part 2 (2002)

Offices

| Illuminance (lux) | Area |
|-------------------|---|
| 300 | Filing, copying etc. |
| 500 | Writing, typing, reading, data processing |
| 750 | Technical drawing |
| 500 | CAD workstations |
| 500 | Conference and meeting rooms |
| 300 | Reception desk |
| 200 | Archives |

Healthcare - Wards

| Illuminance (lux) | Area |
|-------------------|---------------------------|
| 100 | General lighting |
| 300 | Reading lighting |
| 300 | Simple examinations |
| 1000 | Examination and treatment |

Residential

| Illuminance (lux) | Area |
|-------------------|-----------|
| 100 - 300 | Lounge |
| 150 - 300 | Kitchens |
| 150 | Bathrooms |
| 100 | Toilets |

Educational

| Illuminance (lux) | Area |
|-------------------|-------------------------|
| 300 | Classrooms |
| 750 | Technical drawing room |
| 300 | Computer practice rooms |

Hotels and Restaurants

| Illuminance (lux) | Area |
|-------------------|--|
| 500 | Kitchen |
| - | Restaurant, dining room, function room |
| 200 | Self service restaurant |
| 500 | Conference rooms |

Retail Premise

| Illuminance (lux) | Area |
|-------------------|---------------|
| 300 | Sales area |
| 500 | Till area |
| 500 | Wrapper table |

This information is provided for guidance purposes only, and it is the responsibility of the user to verify the accuracy of this information before using it within any design. Synergy cannot be held liable in any way where this information is used within a design of any sort

Lighting Jargon Explained

BREEAM Rating

Building Research Establishment's Energy Assessment Method

An environmental rating system that sets the standard for best practice in assessing how sustainable a building is. There are over 240,000 buildings certified with a BREEAM assessment rating since the scheme was launched in 1990. BREEAM uses established benchmarks to evaluate design, construction and operation and also encourages the use of low carbon, low impact design that minimises the energy demands on a building.

Candela

Cd

The SI unit of luminous intensity. One candela is the luminous intensity, in a given direction, of a source that emits monochromatic radiation of frequency 540×10^{12} Hz and that has a radiant intensity in that direction of 1/683 watt per steradian.

CRI

Colour Rendering Index

The measurement of the ability of a light source to reproduce the colour's vibrancy accurately compared to natural light. A lamp with low CRI will distort the appearance of colours, and make them appear 'dull'. The index ranges from 0 to 100 the best being 80 and above. A light's CRI can only be compared to another light if they have the same colour temperature (explanation below). High CRI light sources should be used where it is important to render colours well.

CCT

Correlated colour temperature

Whether a light source appears 'cool' or 'warm' in colour. Colour temperature is measured in degrees Kelvin (°K). Light sources with a warm appearance are more 'orange', have a CCT of 2700-3000K, and are considered appropriate for domestic settings. Cool white (or Neutral) sources have a CCT of 4000K. Sources of around 6000K-6500K are termed 'daylight' in colour. Very cool temperatures of 6000K plus can start to look almost blue-white.

COB

Chip on Board

A technology of LED packaging for LED light. When multi LED chips are packaged together as one lighting module and lit up they seem to look like a single LED.

DALI

Digital Addressable Lighting Interface

A protocol for lighting controls and dimming agreed by the technical standard IEC 62386 and agreed on by most major manufacturers. DALI-compliant components (ballasts, drivers sensors, controllers, switches, etc.) from different manufacturers can be controlled together within the same installation. With DALI, design and user flexibility are dramatically improved compared with non-dali systems.

This information is provided for guidance purposes only, and it is the responsibility of the user to verify the accuracy of this information before using it within any design. Synergy cannot be held liable in any way where this information is used within a design of any sort

Illuminance

The luminous flux incident on unit area of a surface. It is measured in lux

kWh**Kilowatt-hour**

A unit of energy equal to 1,000 Watt-hours. So what a 1,000 Watt appliance would use in one hour, or what a 1W appliance would use in 1,000 hours. Electricity bills use Kilowatt-hours to calculate the applicable charge.

Luminous efficacy**Efficacy = Lumen / Watts**

How effective a light source is at converting its input power into light output. The efficacy is measured in lumens produced divided by the power input (Watts), and is the ratio of luminous flux to power.

Luminous Flux

The amount of light flowing from a light source, and is measured in Lumens.

Lumen

The unit used to measure how bright a light source is. The higher the lumen output, the brighter the light source.

Uniformity

Shows how even the lighting and is the relationship between the lowest lux level and the highest lux level in a given room or area. Shown as a percentage, this relates to both light intensity and luminance.

LOR**Light Output Ratio**

The percentage of light emitted from a light source that actually leaves the luminaire and enters the lit environment. An LOR of 70 means 30 per cent of the light from lamp is lost inside the reflector and light fitting. Also known as DLOR (Downward Light Output Ratio)

Luminance

Defined as the amount of light reflected from a point or surface in a specific direction and measured in candela per metre².

Luminous Intensity

The intensity of light in a given direction, defined as a lumen value per solid angle. The unit of measurement is the Candela.

Lux

The SI unit of illuminance, equal to one lumen per square metre

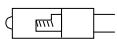



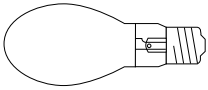
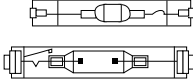
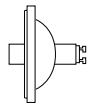
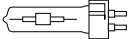
PIR**Passive Infrared**

A PIR sensor is an electronic sensor that measures infrared (IR) light that radiates from objects within its field of view. It can detect heat from objects that is undetectable by humans. The use of PIR sensors are the foremost technology used for presence and absence detection, so that lights turn on and off dependent on whether there are people there or not.




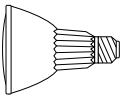
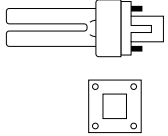
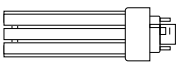
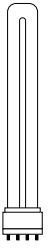
This information is provided for guidance purposes only, and it is the responsibility of the user to verify the accuracy of this information before using it within any design. Synergy cannot be held liable in any way where this information is used within a design of any sort

Lamp Data

This table shows nominal lamp data for comparison purposes only.

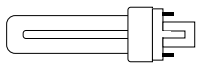


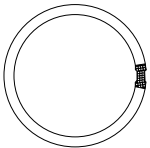
| Description | Wattage (W) | Cap | Angle (Degrees) | Dimension (mm) | Lumens (lm) | Intensity (col) | Colour (°k) | Average Life (hours) |
|---|-------------|--------|-----------------|----------------|-------------|-----------------|-------------|----------------------|
| Low Voltage | | | | | | | | |
|  | 20 | GY6.35 | - | 44 L | 320 | - | 3000 | 4000 |
| | 35 | GY6.35 | - | 44 L | 600 | - | 3000 | 4000 |
| | 50 | GY6.35 | - | 44 L | 930 | - | 3000 | 4000 |
|  | 20 | GX5.3 | 38 | 51 ø | - | 780 | 3200 | 4000 |
| | 35 | GX5.3 | 10 | 51 ø | - | 8000 | 3200 | 4000 |
| | 35 | GX5.3 | 24 | 51 ø | - | 3100 | 3200 | 4000 |
| | 35 | GX5.3 | 38 | 51 ø | - | 1500 | 3200 | 4000 |
| | 50 | GX5.3 | 10 | 51 ø | - | 12500 | 3200 | 4000 |
| | 50 | GX5.3 | 24 | 51 ø | - | 4400 | 3200 | 4000 |
| | 50 | GX5.3 | 38 | 51 ø | - | 2200 | 3200 | 4000 |
| | 50 | GX5.3 | 60 | 51 ø | - | 1100 | 3200 | 4000 |
|  | 50 | G53 | 8 | 111 ø | - | 20000 | 3000 | 3000 |
| | 50 | G53 | 234 | 111 ø | - | 4000 | 3000 | 3000 |
| | 65 | G53 | 8 | 111 ø | - | 45000 | 3000 | 4000 |
| | 65 | G53 | 24 | 111 ø | - | 8500 | 3000 | 4000 |
| | 100 | G53 | 8 | 111 ø | - | 48000 | 3000 | 3000 |
| | 100 | G53 | 24 | 111 ø | - | 8500 | 3000 | 3000 |
| Metal Halide | | | | | | | | |
|  | 20 | G8.5 | - | 85 L | 1700 | - | 3000 | 6000 |
| | 35 | G8.5 | - | 85 L | 3300 | - | 3000 | 8000 |
| | 35 | G8.5 | - | 85 L | 3300 | - | 4200 | 8000 |
| | 70 | G8.5 | - | 85 L | 6600 | - | 3000 | 3000 |
| | 70 | G8.5 | - | 85 L | 6600 | - | 4200 | 8000 |
|  | 70 | E27 | - | 141 L | 4900 | - | 4300 | 9000 |
| | 150 | E27 | - | 139 L | 10500 | - | 4300 | 9000 |
| | 250 | E40 | - | 226 L | 19000 | - | 4300 | 15000 |
| | 400 | E40 | - | 284 L | 35000 | - | 4300 | 15000 |
|  | 70 | Rx7s | - | 114 L | 5000 | - | 3000 | 9000 |
| | 70 | Rx7s | - | 114 L | 5500 | - | 4200 | 9000 |
| | 150 | Rx7s | - | 132 L | 11000 | - | 3000 | 9000 |
| | 150 | Rx7s | - | 132 L | 11250 | - | 4200 | 9000 |
| | 250 | Fc2 | - | 162 L | 20000 | - | 3000 | 15000 |
| | 250 | Fc2 | - | 162 L | 20000 | - | 4200 | 15000 |
|  | 35 | GX8.5 | 24 | 111 ø | - | 10000 | 3000 | 8000 |
| | 70 | GX8.5 | - | 111 ø | - | - | 3000 | 8000 |
| Metal Halide (Ceramic Base) | | | | | | | | |
|  | 35 | G12 | - | 100 L | 3300 | - | 3000 | 8000 |
| | 70 | G12 | - | 100 L | 6600 | - | 3000 | 8000 |
| | 70 | G12 | - | 100 L | 6600 | - | 4200 | 8000 |
| | 150 | G12 | - | 100 L | 14000 | - | 3000 | 8000 |
| | 150 | G12 | - | 110 L | 12700 | - | 4200 | 8000 |

This information is provided for guidance purposes only, and it is the responsibility of the user to verify the accuracy of this information before using it within any design. Synergy cannot be held liable in any way where this information is used within a design of any sort


| Description | Wattage (W) | Cap | Angle (Degrees) | Dimension (mm) | Lumens (lm) | Intensity (col) | Colour (°k) | Average Life (hours) |
|---|-------------|--------|-----------------|----------------|-------------|-----------------|-------------|----------------------|
| Mains Voltage Halogen | | | | | | | | |
|  | 50 | GZ10 | 25 | 51 ø | - | 1250 | 2900 | 2000 |
| | 50 | GZ10 | 40 | 51 ø | - | 800 | 2900 | 2000 |
|  | 200 | R7s | - | 141 L | 3200 | - | 2900 | 2000 |
| | 300 | R7s | - | 141 L | 5000 | - | 2900 | 2000 |
| Mains Voltage Halogen (Par 20) | | | | | | | | |
|  | 50 | E27 | 10 | 64.5 ø | - | 3000 | 2900 | 2000 |
| | 50 | E27 | 30 | 64.5 ø | - | 1000 | 2900 | 2000 |
| Mains Voltage Halogen (Par 30) | | | | | | | | |
|  | 75 | E27 | 10 | 97 ø | - | 6900 | 2800 | 2000 |
| | 75 | E27 | 30 | 97 ø | - | 2200 | 2800 | 2000 |
| | 100 | E27 | 10 | 97 ø | - | 9000 | 2900 | 2000 |
| | 100 | E27 | 30 | 97 ø | - | 3000 | 2900 | 2000 |
| Fluorescent (4 Pin) | | | | | | | | |
|  | 10 | G24q-1 | - | 118 L | 600 | - | 3000 | 10000 |
| | 10 | G24q-1 | - | 118 L | 600 | - | 4000 | 10000 |
| | 13 | G24q-1 | - | 140 L | 900 | - | 3000 | 10000 |
| | 13 | G24q-1 | - | 140 L | 900 | - | 4000 | 10000 |
| | 18 | G24q-1 | - | 152 L | 1200 | - | 3000 | 10000 |
| | 18 | G24q-1 | - | 152 L | 1200 | - | 4000 | 10000 |
| | 26 | G24q-1 | - | 173 L | 1800 | - | 3000 | 10000 |
| | 26 | G24q-1 | - | 173 L | 1800 | - | 4000 | 10000 |
| Fluorescent | | | | | | | | |
|  | 60 | 2G8 | - | 167 L | 4000 | - | 3000 | 10000 |
| | 60 | 2G8 | - | 167 L | 4000 | - | 4000 | 10000 |
| | 85 | 2G8 | - | 208 L | 6000 | - | 3000 | 10000 |
| | 85 | 2G8 | - | 208 L | 6000 | - | 4000 | 10000 |
| | 120 | 2G8 | - | 285 L | 9000 | - | 3000 | 10000 |
| | 120 | 2G8 | - | 285 L | 9000 | - | 4000 | 10000 |
|  | 18 | 2G11 | - | 227 L | 1200 | - | 3000 | 10000 |
| | 18 | 2G11 | - | 227 L | 1200 | - | 4000 | 10000 |
| | 24 | 2G11 | - | 322 L | 1800 | - | 3000 | 10000 |
| | 24 | 2G11 | - | 322 L | 1800 | - | 4000 | 10000 |
| | 36 | 2G11 | - | 417 L | 2900 | - | 3000 | 10000 |
| | 36 | 2G11 | - | 417 L | 2900 | - | 4000 | 10000 |
| | 40 | 2G11 | - | 542 L | 3500 | - | 3000 | 10000 |
| | 40 | 2G11 | - | 542 L | 3500 | - | 4000 | 10000 |
| | 55 | 2G11 | - | 542 L | 4800 | - | 3000 | 10000 |
| | 55 | 2G11 | - | 542 L | 4800 | - | 3000 | 10000 |
| | 80 | 2G11 | - | 542 L | 6000 | - | 3000 | 10000 |
| | 80 | 2G11 | - | 572 L | 6000 | - | 4000 | 10000 |

This information is provided for guidance purposes only, and it is the responsibility of the user to verify the accuracy of this information before using it within any design. Synergy cannot be held liable in any way where this information is used within a design of any sort

Lamp Data

| Description | Wattage (W) | Cap | Angle (Degrees) | Dimension (mm) | Lumens (lm) | Intensity (col) | Colour (°k) | Average Life (hours) |
|---|-------------|---------|-----------------|----------------|-------------|-----------------|-------------|----------------------|
| Fluorescent | | | | | | | | |
|  | 9 | G23 | - | 167 L | 600 | - | 3000 | 8000 |
| | 9 | G23 | - | 167 L | 600 | - | 4000 | 8000 |
|  | 32 | GX24q-3 | - | 142 L | 2400 | - | 3000 | 10000 |
| | 32 | GX24q-3 | - | 142 L | 2400 | - | 4000 | 10000 |
| | 42 | GX24q-4 | - | 163 L | 3200 | - | 3000 | 10000 |
| | 42 | GX24q-4 | - | 163 L | 3200 | - | 4000 | 10000 |
| | 57 | GX24q-5 | - | 197 L | 4200 | - | 3000 | 10000 |
| | 57 | GX24q-5 | - | 197 L | 4200 | - | 4000 | 10000 |
| | 70 | GX24q-6 | - | 235 L | 5200 | - | 3000 | 10000 |
| | 70 | GX24q-6 | - | 235 L | 5200 | - | 4000 | 10000 |
|  | 8 | G5 | - | 288 L | 450 | - | 2700 | 20000 |
| | 8 | G5 | - | 288 L | 450 | - | 4000 | 20000 |
| | 14 | G5 | - | 549 L | 1200 | - | 3000 | 20000 |
| | 14 | G5 | - | 549 L | 1200 | - | 4000 | 20000 |
| | 24 | G5 | - | 549 L | 1750 | - | 3000 | 20000 |
| | 24 | G5 | - | 549 L | 1750 | - | 4000 | 20000 |
| | 28 | G5 | - | 1149 L | 2600 | - | 3000 | 20000 |
| | 28 | G5 | - | 1149 L | 2600 | - | 4000 | 20000 |
| | 35 | G5 | - | 1449 L | 3300 | - | 3000 | 18000 |
| | 35 | G5 | - | 1449 L | 3300 | - | 4000 | 18000 |
| | 49 | G5 | - | 1449 L | 4300 | - | 3000 | 18000 |
| | 49 | G5 | - | 1449 L | 4300 | - | 4000 | 18000 |
| | 36 | G13 | - | 1200 L | 3350 | - | 3000 | 20000 |
| | 36 | G13 | - | 1200 L | 3350 | - | 4000 | 20000 |
| | 54 | G5 | - | 1149 L | 4450 | - | 3000 | 20000 |
| | 54 | G5 | - | 1149 L | 4450 | - | 4000 | 20000 |
| | 58 | G13 | - | 1500 L | 5200 | - | 3000 | 20000 |
| | 58 | G13 | - | 1500 L | 5200 | - | 4000 | 20000 |
| 80 | G5 | - | 1449 L | 6150 | - | 3000 | 18000 | |
| 80 | G5 | - | 1449 L | 6150 | - | 4000 | 18000 | |
|  | 40 | 2GX13 | - | 300 L | 3300 | - | 3000 | 20000 |
| | 40 | 2GX13 | - | 300 L | 3300 | - | 4000 | 20000 |
| | 55 | 2GX13 | - | 300 L | 4400 | - | 3000 | 20000 |
| | 55 | 2GX13 | - | 300 L | 4400 | - | 4000 | 20000 |

This information is provided for guidance purposes only, and it is the responsibility of the user to verify the accuracy of this information before using it within any design. Synergy cannot be held liable in any way where this information is used within a design of any sort



PROJECT FOCUS

Corridor

Fixture: Sigmalex LED Panel, P10

Dimming Systems Explained

It's important to understand the differences between different dimming conventions in order to correctly specify any dimming installation.

DALI

Digitally Addressable Lighting Interface

DALI is a recognised standard employed by all ballast manufacturers that offer DALI ballasts. This system assigns an individual address to each luminaire i.e. 001, 002, 003 and so on, allowing individual control of each luminaire. All luminaires can be controlled from a central desktop PC, and can be manually over-riden at a wall switch, or can be used in conjunction with a daylight or occupancy sensor. DALI can

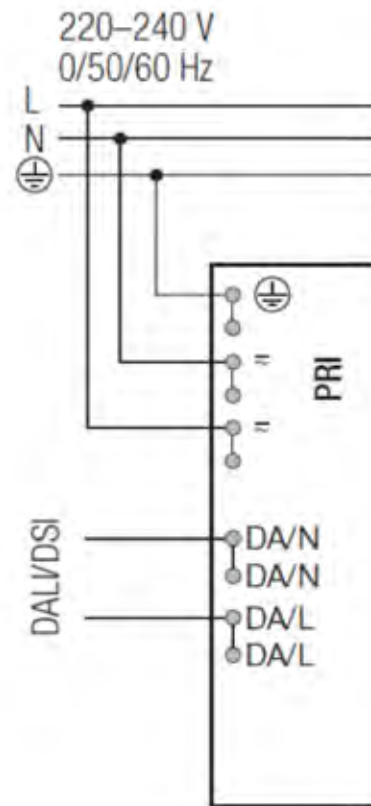
offer a two way communication between the luminaire and the PC which provides valuable information and reports such as operating status of individual luminaires. In addition to the normal mains wiring, each DALI driver or ballast needs to be connected via a bus pair, which is normally an extra low voltage cable run to every luminaire and control point in the system.

DSI

Digital Series Interface

DSI is a more controllable version of digital dimming. This enables the user to group luminaires, operate daylight linked dimming and other controllable options. DSI is a Tridonic name, and can be set up with a variety of control options and controllers, some offered by other manufacturers designed purely to work with the DSI ballast. DSI ensures that there are no issues with interference from the switching and the dimming of the luminaire which can affect switch on. DSI is wired using a dimming pair, run around to each luminaire in the circuit.

Sample connection diagram for a DALI or DSI ballast or driver:

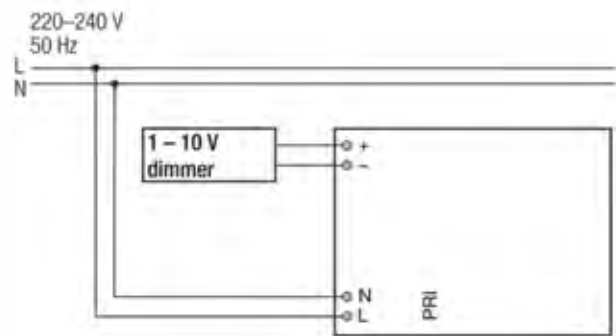


This information is provided for guidance purposes only, and it is the responsibility of the user to verify the accuracy of this information before using it within any design. Synergy cannot be held liable in any way where this information is used within a design of any sort

Analogue Dimming

Analogue dimming is also known as 1-10v dimming. This is because the ballast produces a 1-10v DC supply that can be increased or decreased by a remote potentiometer, which can be either rotary or a slider control. This DC supply can be increased or decreased by the switch to affect the resistance and hence the amount that the lamp is dimmed. Analogue dimming also requires a separate dimming pair to be run from the potentiometer to each luminaire in the circuit.

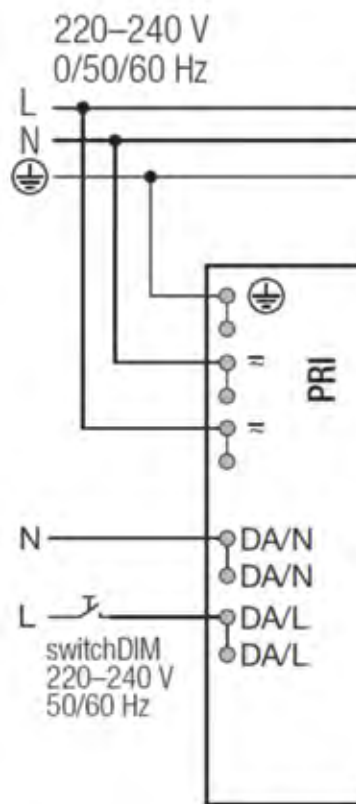
Sample connection diagram for a 1-10V system:



Switch Dim/Touch Dim

This is the simplest option for digital dimming and is operated via a 'push to make' or retractive switch, which is then wired to each luminaire in the circuit via a 4 core cable consisting of switched live, neutral, earth and permanent live. The switch controls the switching on and off of the luminaire, and also the dimming. When the switch is pressed and held it will dim down. Another press and hold will dim back up. A momentary push will switch off and also bring back on. There are no issues with interference from the switching and the dimming of the luminaire which can affect switch on.

Sample connection diagram for a Switch-Dim system:




This information is provided for guidance purposes only, and it is the responsibility of the user to verify the accuracy of this information before using it within any design. Synergy cannot be held liable in any way where this information is used within a design of any sort

IP Rating Information

As an international standard, IP Ratings describe the environmental protection that a product has from particles and liquids. Each IP rating consists of two numbers: the first refers to 'particulate' protection and the second to 'liquids, as follows

| | 1st Digit Protection of ingress of solids | 2nd Digit Protection of ingress of liquids |
|----------|---|--|
| 0 | No protection | No protection |
| 1 | Protected against solid objects over 50mm (e.g. hands, large tools) | Protected against vertically falling drops of water |
| 2 | protected against solid objects over 12mm (e.g. fingers, large tools) | Protected against direct sprays of water up to 15 degrees from vertical |
| 3 | Protected against solid objects over 2.5mm (e.g. wire, small tools) | Protected against direct sprays of water up to 60 degrees from vertical |
| 4 | Protected against solid objects over 1mm (e.g. wires) | Protected from direct sprays of water from any direction, limited ingress permitted |
| 5 | Limited ingress against dust ingress | Protected against water jets from any direction, limited ingress permitted |
| 6 | Total protection against dust ingress | Protected against high pressure water jets from any direction, limited ingress permitted |
| 7 | - | Protected against full immersion between 15cm and 1 metre in depth |
| 8 | - | Protected against long periods of full immersion under pressure |



This information is provided for guidance purposes only, and it is the responsibility of the user to verify the accuracy of this information before using it within any design. Synergy cannot be held liable in any way where this information is used within a design of any sort

Motor Current Ratings

AC Motors - full load current tables (1450rpm approx.) (provided as a guide to the selection of suitable MEM control gear).

The tables are based on motors of approximately 1450rpm of average efficiency and power factor. Motors of higher speed

usually take a lower current than that shown in the table; while motors of lower speed usually take higher current. Wide variations from these figures can arise, especially on single phase motors, and engineers should, whenever possible, determine the actual f.l.c from the motor rating plate in each case.

| Motor Rating | HP | Approx. F.L.C. at Line Voltage | | |
|--------------|------|--------------------------------|---------|---------|
| | | 110V ac | 220V ac | 240V ac |
| 0.07 kW | 1/12 | 2.4 | 1.2 | 1.1 |
| 0.1 kW | 1/8 | 3.3 | 1.6 | 1.5 |
| 0.12 kW | 1/6 | 3.8 | 1.9 | 1.7 |
| 0.18 kW | 1/4 | 4.5 | 2.3 | 2.1 |
| 0.25 kW | 1/3 | 5.8 | 2.9 | 2.6 |
| 0.37 kW | 1/2 | 7.9 | 3.9 | 3.6 |
| 0.56 kW | 3/4 | 11 | 5.5 | 5 |
| 0.75 kW | 1 | 15 | 7.3 | 6.7 |
| 1.1 kW | 1.5 | 21 | 10 | 9 |
| 1.5 kW | 2 | 26 | 13 | 12 |
| 2.2 kW | 3 | 37 | 19 | 17 |
| 3 kW | 4 | 49 | 24 | 22 |
| 3.7 kW | 5 | 54 | 27 | 25 |
| 4 kW | 5.5 | 60 | 30 | 27 |
| 5.5 kW | 7.5 | 85 | 41 | 38 |
| 7.5 kW | 10 | 110 | 55 | 50 |

| Motor Rating | HP | Approx. F.L.C. at Line Voltage | | | | |
|--------------|------|--------------------------------|---------|---------|---------|---------|
| | | 220V ac | 240V ac | 380V ac | 415V ac | 550V ac |
| 0.1 kW | 1/8 | 0.7 | 0.6 | 0.4 | 0.4 | 0.3 |
| 0.12 kW | 1/6 | 1 | 0.9 | 0.5 | 0.5 | 0.3 |
| 0.18 kW | 1/4 | 1.3 | 1.2 | 0.8 | 0.7 | 0.4 |
| 0.25 kW | 1/3 | 1.6 | 1.5 | 0.9 | 0.9 | 0.6 |
| 0.37 kW | 1/2 | 2.5 | 2.3 | 1.4 | 1.3 | 0.8 |
| 0.56 kW | 3/4 | 3.1 | 2.8 | 1.8 | 1.6 | 1.1 |
| 0.75 kW | 1 | 3.5 | 3.2 | 2 | 1.8 | 1.4 |
| 1.1 kW | 1.5 | 5 | 4.5 | 2.8 | 2.6 | 1.9 |
| 1.5 kW | 2 | 6.4 | 5.8 | 3.7 | 3.4 | 2.6 |
| 2.2 kW | 3 | 9.5 | 8.7 | 5.5 | 5 | 3.5 |
| 3.0 kW | 4 | 12 | 11 | 7 | 6.5 | 4.7 |
| 3.7 kW | 5 | 15 | 13 | 8 | 8 | 6 |
| 4.0 kW | 5.5 | 16 | 14 | 9 | 8 | 6 |
| 5.5 kW | 7.5 | 20 | 19 | 12 | 11 | 8 |
| 7.5 kW | 10 | 27 | 25 | 16 | 15 | 11 |
| 9.3 kW | 12.5 | 34 | 32 | 20 | 18 | 14 |
| 10 kW | 13.5 | 37 | 34 | 22 | 20 | 15 |
| 11 kW | 15 | 41 | 37 | 23 | 22 | 16 |
| 15 kW | 20 | 64 | 50 | 31 | 28 | 21 |
| 18 kW | 25 | 67 | 62 | 39 | 36 | 26 |
| 22 kW | 30 | 74 | 70 | 43 | 39 | 30 |
| 30 kW | 40 | 99 | 91 | 57 | 52 | 41 |
| 37 kW | 50 | 130 | 119 | 75 | 69 | 50 |
| 45 kW | 60 | 147 | 136 | 86 | 79 | 59 |
| 55 kW | 75 | 183 | 166 | 105 | 96 | 72 |
| 75 kW | 100 | 239 | 219 | 138 | 125 | 95 |
| 90 kW | 125 | 301 | 269 | 170 | 156 | 117 |
| 110 kW | 150 | 350 | 325 | 205 | 189 | 142 |
| 130 kW | 175 | 410 | 389 | 245 | 224 | 169 |
| 150 kW | 200 | 505 | 440 | 278 | 255 | 192 |

This information is provided for guidance purposes only, and it is the responsibility of the user to verify the accuracy of this information before using it within any design. Synergy cannot be held liable in any way where this information is used within a design of any sort

Synergy Terms of Trading

1 Business customers and consumers

- 1.1 Some of these terms apply to consumers only; some apply to business customers only. Those terms are marked as such.
- 1.2 All other terms apply to all customers.
- 1.3 You are classified as a business customer if you indicate to us that the goods supplied by us will be used in the course of your business or if you use the goods in the course of your business.
- 1.4 If you are not a business customer, you are a consumer. You have certain statutory rights as a consumer, which are not affected by these terms. Contact your local trading standards office for more information. Words in italic type are legal words which clarify, rather than alter, the meaning of the relevant clause.

2 Price

- 2.1 The price quoted excludes VAT (unless otherwise stated). VAT will be charged at the rate applying at the time of delivery.
- 2.2 Our quotations lapse after 30 days (unless otherwise stated).
- 2.3 The price quoted excludes delivery (unless otherwise stated).
- 2.4 **Business customers only:** unless otherwise stated, the price quoted to business customers is an illustrative estimate only and the price charged will be our price current at the time of delivery.
- 2.5 **Business customers only:** rates of tax and duties on the goods will be those applying at the time of delivery.
- 2.6 **Business customers only:** at any time before delivery we may adjust the price to reflect any increase in our costs of supplying the goods.

3 Delivery

- 3.1 All delivery times quoted are estimates only.
- 3.2 If we fail to deliver within a reasonable time after the quoted delivery time, you may (by informing us in writing) cancel the contract, however:
 - 3.2.1 you may not cancel if we receive your notice after the goods have been dispatched; and
 - 3.2.2 if you cancel the contract, you can have no further claim against us under that contract.
- 3.3 If you accept delivery of the goods after the estimated delivery time, it will be on the basis that you have no claim against us for delay (including indirect or consequential loss, or increase in the price of the goods).
- 3.4 We may deliver the goods in instalments. Each instalment is treated as a separate contract.
- 3.5 We may decline to deliver if:
 - 3.5.1 we believe that it would be unsafe, unlawful or unreasonably difficult to do so; or
 - 3.5.2 the premises (or the access to them) are unsuitable for our vehicle.

4 Risk

- 4.1 The goods are at your risk from the time of delivery.
- 4.2 Delivery takes place either:
 - 4.2.1 at our premises (if you are collecting them or arranging carriage); or
 - 4.2.2 at your premises or address specified by you (if we are arranging carriage).
- 4.3 You must inspect the goods on delivery. If any goods are damaged or not delivered, you must write to tell us within five days of delivery or the expected delivery time. You must give us (and any carrier) a fair chance to inspect the damaged goods.

5 Stated Quantities / Durations

- 5.1 Some items sold by the Supplier are sold by weight based upon the Supplier's experience and knowledge that those items when sold by weight will equal a certain quantity. In cases where a Purchaser orders a quantity of such items which are sold by weight the Supplier gives no guarantee or warranty that the precise number of items will be supplied.
- 5.2 Many products are supplied to the Supplier by manufacturers in boxed quantities. The Supplier gives no guarantee of warranty that such quantities are accurate and accepts no responsibility for any discrepancies. Any box quantities stated are approximate and may change without notice.
- 5.3 The manufacturers of many lamp products sold by the Supplier quote a lamp life duration. The Supplier gives no guarantee of this lamp life duration.

6 Payment terms

- 6.1 You are to pay us in cash or in cleared funds on or prior to delivery, unless you have an approved credit account.
- 6.2 **Business customers only:** If you have an approved credit account, payment is due no later than 30 days after the end of the month in which the invoice is raised, unless otherwise agreed in writing.
- 6.3 If you fail to pay us in full on the due date we may:
 - 6.3.1 suspend or cancel future deliveries;
 - 6.3.2 cancel any discount offered to you;
 - 6.3.3 **Business customers only:** charge you interest at the rate set under s.6 of the Late Payment of Commercial Debts (Interest) Act 1998;
 - a. calculated (on a daily basis) from the date of our invoice until payment;
 - b. before and after any judgment (unless a court orders otherwise);
 - 6.3.4 Consumers only: charge you interest at a rate equivalent to the rate set for business debts under s.6 of the Late Payment of Commercial Debts (Interest) Act 1998;
 - 6.3.5 claim fixed sum compensation from you under s.5A of that Act to cover our credit control overhead costs; and
 - 6.3.6 recover (under clause 5.8) the cost of taking legal action to make you pay.
- 6.4 If you have an approved credit account we may withdraw it or reduce your credit limit or bring forward your due date for payment. We may take any of these actions at any time and without notice.
- 6.5 **Business Customers only:** you do not have the right to set off any money you may claim from us against anything you may owe us.
- 6.6 **Consumers only:** you may only set off money you claim from us against money you owe us with our written agreement and on such terms as we may state.
- 6.7 While you owe money to us, we have a right to keep any property we may hold of yours until you have paid us in full (a lien).
- 6.8 You are to indemnify us in full and hold us harmless from all expenses and liabilities we may incur (directly or indirectly and including finance costs, legal costs on a full indemnity basis and the costs of instructing a debt collection agency to recover a debt due to us if any) following any breach by you of any of your obligations under these terms.
- 6.9 **Consumers only:** clause 5.8 means that you are liable to us for losses we incur because you do not comply with these terms. We may claim those losses from you at any time and if we have to take legal action we will ask the court to make you pay our legal costs.

7 Title

- 7.1 **Consumers only:** your statutory rights are unaffected.
- 7.2 **Business customers only:** until you pay all debts you may owe us:
 - 7.2.1 all goods supplied by us remain our property;
 - 7.2.2 you must store them so that they are clearly identifiable as our property;
 - 7.2.3 you must insure them (against the risks for which a prudent owner would insure them) and hold the policy on trust for us;
 - 7.2.4 you may use those goods and sell them in the ordinary course of your business, but not if:
 - a. we revoke that right (by informing you in writing); or
 - b. you become insolvent.
- 7.3 **Business customers only:** you must inform us (in writing) immediately if you become insolvent.
- 7.4 **Business customers only:** if your right to use and sell the goods ends you must allow us to remove the goods.
- 7.5 **Business customers only:** we have your permission to enter any premises where the goods may be stored:
 - 7.5.1 at any time, to inspect them; and
 - 7.5.2 after your right to use and sell them has ended, to remove them, using reasonable force if necessary.
- 7.6 Despite our retention of title to the goods, we have the right to take legal proceedings to recover the price of goods supplied should you not pay us by the due date.
- 7.7 You are not our agent. You have no authority to make any contract on our behalf or in our name.

Synergy Terms of Trading

8 Warranties

- 8.1 We warrant that the goods:
- 8.1.1 Comply with their description on our acknowledgement of order form; and
 - 8.1.2 Are free from material defect at the time of delivery (as long as you comply with clause 7.4).
- 8.2 Business customers only:** we give no other warranty (and exclude any warranty, term or condition that would otherwise be implied) as to the quality of the goods or their fitness for any purpose.
- 8.3 Consumers only:** the warranty in clause 7.1 is in addition to your statutory rights and the following limitations of liability are subject to such statutory rights.
- 8.4 If you believe that we have delivered goods which are defective in material or workmanship, you must:
- 8.4.1 inform us (in writing), with full details, as soon as possible; and
 - 8.4.2 allow us to investigate (we may need access to your premises and product samples).
- 8.5 If the goods are found to be defective in material or workmanship (following our investigations), and you have complied with those conditions (in clause 7.4) in full, we will (at our option) repair the goods, replace the goods or refund the price.
- 8.6 We are not liable for any other loss or damage arising from the contract or the supply of goods or their use, even if we are negligent, including (as examples only);
- 8.6.1 direct financial loss, loss of profits or loss of use; and
 - 8.6.2 indirect or consequential loss
- 8.7 Our total liability to you (from one single cause) for damage to property caused by our negligence is limited to £5,000,000.
- 8.8 For all other liabilities not referred to elsewhere in these terms our liability is limited in damages to the price of the goods.
- 8.9 Nothing in these terms restricts or limits our liability for death or personal injury resulting from negligence.
- 8.10 Nothing in these terms affects or limits our liability for fraudulent misrepresentation.

9 Specification

- 9.1 If we prepare the goods in accordance with your specifications or instructions you must ensure that:
- 9.1.1 the specifications or instructions are accurate;
 - 9.1.2 goods prepared in accordance with those specifications or instructions will be fit for the purpose for which you intend to use them; and
 - 9.1.3 your specifications or instructions will not result in the infringement of any intellectual property rights of a third party, or in the breach of any applicable law or regulation.
- 9.2 Business Customers only:** We reserve the right;
- 9.2.1 to make any changes in the specifications of our goods that are necessary to ensure they conform to any applicable safety or statutory requirements; and
 - 9.2.2 to make without notice any minor modifications in our specifications we think necessary or desirable.

10 Return of goods

- 10.1 We will accept the return of goods from you only:
- 10.1.1 by our prior agreement (confirmed in writing);
 - 10.1.2 on payment of an agreed handling charge, any such charge being at our discretion (unless the goods were defective when delivered) and;
 - 10.1.3 where the goods are as fit for sale on their return as they were on delivery.

11 Cancellation

- 11.1 You may not cancel the order unless we agree in writing (and clauses 3.2.2 and 11.2 then apply).
- 11.2 If the order is cancelled (for any reason) you are then to pay us for all stock (finished or unfinished) that we may then hold (or to which we are committed) for the order.
- 11.3 We may suspend or cancel the order, by written notice if:
- 11.3.1 you fail to pay us any money when due (under the order or otherwise);
 - 11.3.2 you become insolvent;
 - 11.3.3 you fail to honour your obligations under these terms.

12 Waiver and variations

- 12.1 No failure or delay by us in enforcing any of our rights shall constitute a waiver of any of our rights. No waiver shall be effective unless in writing signed by us.
- 12.2 No variation of these terms is binding unless:
- 12.2.1 made (or recorded) in writing;
 - 12.2.2 signed on behalf of each party; and
 - 12.2.3 expressly stating an intention to vary these terms.
- 12.3 All orders that you place with us will be on these terms (or any that we may issue to replace them). By placing an order with us, you are expressly waiving any terms you may have to the extent that they are inconsistent with our terms.

13 Force majeure- business customers only

- 13.1 If we are unable to perform our obligations to you (or able to perform them only at unreasonable cost) because of circumstances beyond our control, we may cancel or suspend any of our obligations to you, without liability.
- 13.2 Examples of those circumstances include act of God, accident, explosion, war, terrorism, fire, flood, transport delays, strikes and other industrial disputes and difficulty in obtaining supplies.

14 General

- 14.1 English law is applicable to any contract made under these terms. The English courts have non-exclusive jurisdiction.
- 14.2 If you are more than one person, each of you has joint and several obligations under these terms.
- 14.3 If any of these terms are unenforceable as drafted:
- 14.3.1 it will not affect the enforceability of any other of these terms; and
 - 14.3.2 if it would be enforceable if amended, it will be treated as so amended.
- 14.4 We may treat you as insolvent if:
- 14.4.1 you are unable to pay your debts as they fall due; or
 - 14.4.2 you (or any item of your property) become the subject of:
 - a. any formal insolvency procedure (examples of which include receivership, liquidation, administration, voluntary arrangements (including a moratorium) or bankruptcy);
 - b. any application or proposal for any formal insolvency procedure; or
 - c. any application, procedure or proposal overseas with similar effect or purpose.
- 14.5 Business customers only:** All brochures, catalogues and other promotional materials are to be treated as illustrative only. Their contents form no part of any contract between us and you should not rely on them in entering into any contract with us.
- 14.6 Business customers only:** Any notice by either of us which is to be served under these terms may be served by leaving it at or by delivering it to (by first class post or by fax) the other's registered office or principal place of business. All such notices must be signed.
- 14.7 No contract will create any right enforceable (by virtue of the Contracts (Rights of Third Parties) Act 1999) by any person not identified as the buyer or seller.
- 14.8 The only statements upon which you may rely in making the contract with us, are those made in writing by someone who is our authorised representative and either:
- 14.8.1 contained in our estimate (or any covering letter) and not withdrawn before the contract is made; or
 - 14.8.2 which expressly state that you may rely on them when entering into the contract.
- 14.9 Please note that we may transfer personal information about you to those that we may appoint to administer your account or recover amounts owing. That may include, for example, passing information about you to our insurers, debt recovery agents and solicitors, if you fail to pay us.
- 14.10 You may not assign your rights.

Warranty Statement

1. Synergy warrants all fixtures and luminaires supplied to be free from material defects and defective workmanship during the specified warranty period.
2. At the discretion of Synergy, faulty products that are returned in accordance with the terms of this warranty will be repaired or replaced and returned to our customer free of charge.
3. The warranty period commences on date of invoice and is dependent on the individual type and specification of the product as follows:
 - 3.1. Fluorescent Luminaires 1 year
 - 3.2. Metal Halide Luminaires 1 year
 - 3.3. LED Emergency Luminaires 3 years
(1 year on batteries)
 - 3.4. LED Luminaires - Standard LED Warranty 3 years
 - 3.5. LED Luminaires - 5 Year LED Warranty 5 years

(Note: The Synergy 5 year LED warranty is indicated by the 5 year warranty icon on the individual product specification sheet.
 If this icon is not present, the warranty is a standard 3 year warranty)
- 3.6. All other products 1 year
4. The warranty is offered exclusively to the original purchaser of the luminaire and is subject to the correct installation, operation, testing and maintenance of the product in accordance with associated literature, current legislation and design intentions.
5. In no event shall Synergy be liable for any loss of profits, business, revenue, anticipated savings, special indirect or consequential losses caused by a failed product, even if foreseeable by or in the contemplation of the company.
6. All warranty claims must be logged and products returned (at customer's cost) to our customer service department within 30 days of the manifestation of a perceived fault along with proof of purchase. Synergy shall not be liable for any cost of removal or reinstallation pertaining to the defective product and such cost, if any, shall be borne exclusively by the purchaser.
7. The validity of this warranty may be affected if a customer account is trading outside our terms and conditions of sale.
8. All claims for product damage must be reported to our Customer Service department within 24 hours of delivery and the delivery must be signed for as damaged on the Proof of Delivery. Lamps are only covered for damage reported in accordance with this condition.
9. Excluded from the warranty are defects due to accidental damage, misuse, misapplication, storage damage, negligence and acts of God. Warranty is void if any modifications to the product are made or warranty seals broken. Synergy does not warrant that any goods supplied are fit for purpose
10. The warranty period is based on a burning period of 4,000 hours per year and adequate records of operating/testing history must be kept available for inspection. Relative humidity, ambient temperature and ingress protection values must not be exceeded.
11. LED product will only be considered defective for the purposes of this warranty if it fails to emit 70% or more of its specified lumen output value and/or more than 10% of the individual LEDs comprised in that product fail to emit any light at all.
12. Synergy reserves the right to make the final decision on the validity of any claim.

Statutory warranty

Statutory warranty claims are unaffected by this guarantee and shall apply independently and in parallel.

Index

| | | | |
|--------------------------------------|-----|------------------------------|-------|
| 10A Lead Connector | 163 | Batten Holders | 148 |
| 10KA Double Pole MCBs | 138 | Battery Fire Alarms | 165 |
| 10KA Single Pole MCBs | 138 | Beam Clips | 104 |
| 10KA Triple Pole MCBs | 138 | Bell Transformers | 142 |
| 12V LED Driver | 55 | Bench boxes | 114 |
| 13A Socket | 149 | Bench Trunking | 114 |
| 160x50 Cat 5 PVC perimeter trunking | 114 | BenchPlan Perimeter Trunking | 114 |
| 17th Edition Dual RCD Consumer Units | 137 | Besa Box Lid & Gasket | 121 |
| 28W 2D Lamps | 61 | Besa Boxes - Galv. Steel | 121 |
| 2D Lamps | 61 | Besa Boxes - Plastic | 118 |
| 45° Flat bends | 99 | Blank & Connection Plates | 148 |
| 50x50 Lighting Trunking | 125 | Blank Module - Distribution | 138 |
| 6KA Miniature Circuit Breakers | 136 | Blank Plates - MK Logic Plus | 157 |
| 90° Flat bends | 99 | Blok | 49 |
| Accessory Box PIR | 56 | Blue Click Connectors | 92 |
| Adaptable Boxes | 91 | Blue DIN connectors | 143 |
| Adapterflex - Plastic | 117 | Bolt Croppers | 178 |
| Adapterflex - Steel | 123 | Bolts | 106 |
| Aerosol Products | 176 | Bonding terminals | 96 |
| Aico Detectors | 165 | Bosch Jigsaw Blades | 176 |
| AICO Easi-fit Range | 165 | Boxx | 22 |
| Air Conditioning Switches | 149 | Brass Cable Glands | 89 |
| Alarm Cable | 85 | Brass Slotted Panhead Screws | 107 |
| Alkaline Batteries | 176 | Brown Plugs | 108 |
| Alligator | 44 | Bulkheads | 38,39 |
| All-round Banding | 105 | Bushes - Brass, Female | 122 |
| Alpha-Linear Cat. 2 | 35 | Bushes - Brass, Male | 122 |
| Aluminium Flexible Ducting | 171 | Butyl Flex | 81 |
| Anaconda - exit sign | 47 | C. K. Fast 4 Auger Bits | 174 |
| Anaconda - hanging | 48 | C.K Pliers - VDE | 180 |
| Anaconda - recessed | 48 | C.K. Chalk Line 30m | 179 |
| Anchor Bolts | 105 | C.K. Cold Chisels | 180 |
| Anchor Fixings | 105 | C.K. Crimping Pliers | 179 |
| Anchors | 88 | C.K. Cutters | 180 |
| Appleby Boxes | 147 | C.K. Hacksaws | 180 |
| Arctic Flex | 81 | C.K. Hammers | 179 |
| Arrow | 23 | C.K. Hex Key Set | 178 |
| Audio Visual Euro Modules | 162 | C.K. Metal Files | 179 |
| Axiome | 20 | C.K. Prybar | 178 |
| Backboards | 67 | C.K. Re-Threading Tool | 179 |
| Backboxes | 147 | C.K. Spirit Levels | 179 |
| Back-Draught Shutters | 170 | C.K. VDE Screwdrivers | 181 |
| Bakelite Junction Boxes | 92 | Cable | 70 |
| Ball & Socket | 122 | Cable Access Kit | 178 |
| Banding | 105 | Cable Basket Trays | 100 |
| Bases | 88 | Cable Cleats | 90 |
| Bash-In Bases | 88 | Cable Clips | 88 |
| Basket | 100 | Cable Crimps | 90 |
| Bathroom Fan Heater | 166 | Cable Glands | 89 |
| Batten Fittings | 37 | Cable Ties | 88 |
| | | Cable Tray | 98 |

Index

| | | | |
|---|-----|-------------------------------------|---------|
| Cable Tray Bends | 99 | Click White DP Switches | 152 |
| Caddy Clips | 104 | Click White Fused Spurs | 152 |
| Candle Lamps | 61 | Click White Grid Modules | 153 |
| Cantilever Arms | 101 | Click White Grid Plate | 153 |
| Capping - Plastic | 117 | Click White Plates | 152 |
| Capping - Steel | 120 | Click White Shaver Socket | 152 |
| Capping Nails | 108 | Click White Sockets | 152 |
| Capsule Lamp | 65 | Click White Switches | 152 |
| Carbon Monoxide Alarms | 165 | Click White TV/BT | 152 |
| Catenary Wire Kit | 105 | Clip Adaptor | 104 |
| Ceiling Roses | 54 | Clips | 89 |
| Ceramic connector strip | 95 | Coax Cable | 85 |
| CFL Lamps | 62 | Co-Axial Outlets - MK Logic Plus | 157 |
| CGD 10kA Circuit Breakers | 138 | Co-Axial Sockets | 148 |
| CGD 6kA Circuit Breakers | 136 | Columbus Combi Round 16W 2D | 39 |
| CGD Consumer Units | 137 | Combi-Mod T5/T8 | 16 |
| CGD Devices | 139 | Commando Plugs & Sockets | 141 |
| CGD Three Phase Boards | 138 | Compact Fluorescent Lamps | 62 |
| Changeover Switch | 140 | Compounds, Sealants & Lubricants | 177 |
| Channel | 100 | Condensation Traps | 170 |
| Channel - Plastic (Capping) | 117 | Conduit - Plastic | 117 |
| Channel - Steel (Capping) | 120 | Conduit - Steel | 120 |
| Channel Brackets | 101 | Conduit Accessories - Plastic | 119 |
| Channel End Caps | 101 | Conduit Accessories - Steel Conduit | 122 |
| Channel Nuts | 101 | Connection Units - MK Logic Plus | 156 |
| Check Meters | 134 | Connector Blocks | 95 |
| Chipboard Screws | 108 | Connectors | 92 |
| Choc box | 92 | Consumer Unit | 137 |
| Christmas Trees | 88 | Contactors | 142 |
| Circular Diffusers | 170 | Convector Heaters | 166 |
| Cleats | 90 | Converter Sockets | 149 |
| Click Flow connector | 92 | Cooker Controls - MK Logic Plus | 156 |
| Click Grid System | 153 | Copex - Plastic | 117 |
| Click Metalclad Grid Backboxes | 153 | Copex - Steel | 123 |
| Click Roses | 54 | Corrosion Resistant | 42,44 |
| Click Round-Edge White Wiring Accessories | 152 | Cortez | 40 |
| Click Satin Stainless Blank Plates | 154 | Corvus | 23 |
| Click Satin Stainless Cooker Switches | 154 | Cotton Dust Sheet | 176 |
| Click Satin Stainless D.P. 20A Switches | 154 | Countersunk Drillscrews | 107 |
| Click Satin Stainless Euro Plates | 154 | Couplers | 99 |
| Click Satin Stainless Fused Spurs | 154 | Crimp lugs | 90 |
| Click Satin Stainless Grid Modules | 155 | C-Tec Control Panels | 164 |
| Click Satin Stainless Grid Plates | 155 | Cutters / Drill Bits | 174 |
| Click Satin Stainless Grid System | 155 | CXT Glands For SY Cable | 89 |
| Click Satin Stainless Shaver Sockets | 154 | | |
| Click Satin Stainless Sockets | 154 | Dado Trunking | 110-114 |
| Click Satin Stainless Switches | 154 | Data Accessories | 160 |
| Click Satin Stainless Wiring Accessories | 154 | Data Cabinets | 160 |
| Click White Cooker Switches | 152 | Data Cable | 85 |
| Click White Dimmers | 152 | Data Module Front Plates | 160 |
| | | Data Modules | 160 |

Index

| | | | |
|--------------------------------------|-----|--------------------------------------|-------|
| DataPlan 140 | 110 | Electronic Transformers | 55 |
| DataPlan 180 | 112 | Emergency Bricklight | 46 |
| Delay Timers | 146 | Emergency Bulkhead | 46 |
| Detectors | 164 | Emergency Downlight | 46 |
| Diamond Core Cutters | 174 | Emergency Exit Signs | 47-50 |
| Diamond Cutting Discs | 176 | Emergency Lighting Systems Explained | 182 |
| Digital Multimeter | 178 | Emergency Lights | 46-50 |
| Dimmer Switches | 149 | Emergency Stop Control | 141 |
| Dimmer Switches - MK Logic Plus | 157 | Emergency Twinspot | 47 |
| Dimmers | 151 | Energy Saving Candle | 61 |
| Dimming Systems Explained | 192 | Energy Saving Dichroic | 65 |
| DIN Accessories | 143 | Energy Saving GLS | 61 |
| DIN Rail | 93 | Energy Saving GLS/Candles | 61 |
| Din Rail Connectors | 143 | Epsilon Back-Lit LED Panel | 12 |
| Din Rail Enclosures | 93 | Equal Tees | 99 |
| DIN Rail KWH Meters | 134 | Evertuf Stripper | 178 |
| DIN Rail Mounted Timers | 145 | Evertuf™ | 72 |
| Disabled Persons Toilet Alarm Kit | 165 | Exit Signs | 47-50 |
| Disabled WC Alarms | 165 | Extension Boxes - 20mm | 121 |
| Discharge Floodlights | 53 | Extension Lead 13A | 163 |
| Discharge Floodlights IP65 | 53 | Extension Leads | 173 |
| Discharge Highbays | 44 | Extension Rings | 121 |
| Discharge Lamps | 64 | Extension Screws 3.5mm | 107 |
| Discharge Lowbays | 44 | Exterior PIR Detectors | 56 |
| Discus | 38 | External Fixed Grilles | 170 |
| Distance Saddles | 123 | External Gravity Grilles | 170 |
| Domestic Fire Alarm | 165 | External Plate Grilles | 170 |
| Double Ended Metal Halide | 64 | Fan Heater | 166 |
| Double Insulated Single | 83 | Fan Isolator - MK Logic Plus | 156 |
| Double Pole Switches | 148 | Fan Isolators | 149 |
| Double Pole Switches - MK Logic Plus | 156 | Female Bushes | 122 |
| Downlight Firehoods | 17 | Fern Howard Bulkheads | 39 |
| Downlight Mounting Backboards | 67 | Festoon Lighting Kit | 173 |
| Drillscrews | 107 | Fire Alarm | 164 |
| Drivas | 108 | Fire Alarm Cable | 84 |
| Drop-in Anchors | 105 | Firehoods | 17,66 |
| Drop-in Anchors Setting Tool | 105 | FirePlan Commercial Fire Alarm | 164 |
| Dry Lining Boxes | 147 | Firex Fire Alarms | 165 |
| Dry Lining Screws | 108 | Fixings Tubs | 95 |
| Drywall Screws | 108 | Flap Sockets | 155 |
| Duct Tape | 171 | Flat Bits | 174 |
| Earth Clamps | 96 | Flat Clips | 88 |
| Earth pits | 96 | Flat Washers | 106 |
| Earth Rods | 96 | Flex | 80 |
| Earthing blocks | 96 | Flexible Conduit - Plastic | 117 |
| Earthing Connectors | 96 | Flexible Conduit Glands | 117 |
| Easy Switch Wireless Components | 145 | Flexible Conduit Packs | 117 |
| Eclipse | 21 | Flexible risers | 99 |
| Ecomax Insulation | 167 | Flexi-Conduit - Steel | 123 |
| EcoStat Controllers | 167 | Floodlight Brackets | 53 |
| Electronic Photocells | 58 | Floodlights | 52,53 |

Index

| | | | |
|--------------------------------------|-----|--|-------|
| Floor Boxes | 102 | Grommets - Floor | 102 |
| Floor Sockets | 155 | GU10 CFL Lamps | 62 |
| Fluorescent Tubes | 59 | GU10 Halogen Lamp | 66 |
| Flush Boxes | 147 | GU10 LED Lamps | 59 |
| Flush Floor Sockets | 155 | Gullwing | 13,14 |
| Flush Grid Backboxes - MK Grid Plus | 158 | Haes Twin-wire Control Panels | 164 |
| Fused Spur Connections- 13A | 148 | Hager junction box | 92 |
| Fused Spur Digital Timers | 146 | Hager Klik | 54 |
| Fused Spurs - Economy | 148 | Hager MCBs | 133 |
| Fuses Plug Top | 163 | Hager RCBOs | 133 |
| G9 Capsule Lamp | 66 | Hager Single Pole MCBs | 133 |
| Galvanised Adaptable Boxes | 91 | Halogen Reflector - Flood | 66 |
| Galvanised Back Boxes | 147 | Hand Dryers | 167 |
| Galvanised Ball & Socket | 122 | Hand Tools | 178 |
| Galvanised Besa Boxes - 20mm | 121 | Handsaws | 179 |
| Galvanised Besa Boxes - 25mm | 121 | Hanging Bracket | 99 |
| Galvanised Capping | 120 | Hanging Exit Signs | 48 |
| Galvanised Conduit | 120 | Hartbridge Glenmore Perimeter Trunking | 114 |
| Galvanised Couplers | 122 | Heat Resistant Flex | 80 |
| Galvanised Extension Rings | 121 | Heating Controls | 144 |
| Galvanised Flush Boxes | 147 | Heating Junction Box | 144 |
| Galvanised Inspection Tees & Elbows | 123 | Heating Products | 166 |
| Galvanised Lighting Trunking | 125 | Henley blocks | 96 |
| Galvanised Locknuts | 122 | Henley Connectors | 96 |
| Galvanised Normal Bends | 123 | Highbays | 42,44 |
| Galvanised Saddles | 123 | Highlight | 25 |
| Galvanised Steel Besa Boxes | 121 | Hollow Wall Anchors | 108 |
| Galvanised Steel Conduit | 120 | Hooks | 122 |
| Galvanised Steel Conduit Accessories | 122 | Hose Clips | 171 |
| Galvanised Steel Trunking | 123 | Hospital Saddles | 123 |
| Galvanised Steel Trunking Fittings | 124 | HQI Floodlights | 53 |
| Garage Units | 137 | HSS Drill Bits | 174 |
| Gasket - Besa Box | 121 | IBEX | 42 |
| Gaskets | 91 | Ideal T-Cutter | 178 |
| G-Clamp | 104 | Immersion Heater Timers | 145 |
| General Consumables | 176 | Industrial Outlets | 141 |
| Generator Changeover Switch | 140 | In-Line Centrifugal | 169 |
| Glands | 89 | Inline connectors | 92 |
| Glenmore Perimeter Trunking | 114 | In-Line Fans | 169 |
| GLS Lamps | 61 | Inspection Elbows - Plastic | 119 |
| Golfball CFL Lamps | 62 | Inspection Tees - Galv | 123 |
| Green/Yellow DIN connectors | 143 | Insulated Cable Crimps | 90 |
| Green-i | 56 | Insulation Tape | 94 |
| Greg Roses | 54 | Interlocked Socket Outlets | 141 |
| Grey DIN connectors | 143 | Intruder Alarm Cable | 85 |
| Grid Modules - MK Grid Plus | 158 | Iona | 25 |
| Grid Mounting Yokes - MK Grid Plus | 158 | Iota | 25 |
| Grid Plus | 158 | IP Rating Information | 194 |
| Grommet Strip | 90 | IP44 Angled Wall Sockets | 141 |
| Grommets | 90 | | |

Index

| | | | |
|--|-------|--|-------|
| IP65 steel enclosures | 93 | Low Voltage Fans & Transformers | 168 |
| IP68 Electronic Transformers | 55 | Low Voltage Lamps | 65 |
| Jack Chain | 120 | Lowbays | 42,44 |
| Joint Boxes | 92 | LSF Cable | 70-82 |
| Junction Boxes | 92 | LSF Flex | 81 |
| Kappa | 46 | LSF Singles | 82 |
| KLDS Boxes | 54 | LSF SWA Cable | 78 |
| Klik | 54 | LSF T+E | 79 |
| Knock-In Bases | 88 | Lugs | 90 |
| Kopex - Plastic | 117 | Lumos LED | 13 |
| Kopex - Steel | 123 | Lynx LEDBAY | 40 |
| KuhLED | 25 | M3.5 Machine Screws | 107 |
| Labels | 181 | M4 Fixings | 107 |
| Lamp Data | 188 | Mains Halogen Lamps | 66 |
| Lamp Data | 190 | Male Brass Bushes | 122 |
| Lamp Removal Tool | 178 | Masonry Drills - Straight Shank | 175 |
| Lance LED | 34 | Masterseal | 159 |
| Lance T5 | 34 | Maxi Trunking | 115 |
| Lay-In Modular System | 17 | Maxx | 49 |
| LCM Systems | 54 | Medium Duty Cable Tray | 98 |
| Leads | 163 | Medium Duty Cable Tray Bends | 99 |
| LED Controllers | 55 | MEM 2 Single Pole MCBs | 132 |
| LED Drivers | 55 | MEM 2 Triple Pole MCBs | 132 |
| LED Floodlights | 52 | MEM 3 Extension Boxes | 130 |
| LED GU10 Lamps | 59 | MEM 3 Single Phase Boards | 130 |
| LED Lamps | 59 | MEM 3 Single Pole MCBs | 131 |
| LED Panel Luminaire 1200x300 | 11 | MEM 3 Three Phase Boards | 130 |
| LED Panel Luminaire 1200x600 | 11 | MEM 3 Three Phase Boards (Incomers) | 130 |
| LED Panel Luminaire 600x300 | 11 | MEM 3 Triple Pole MCBs | 131 |
| LED Panel Luminaire 600x600 | 10,12 | Memshield 2 MCBs | 132 |
| LED PIR Floodlights | 52 | Memshield 3 Boards/Incomers | 130 |
| LED Retro-fit lamps | 59 | Memshield 3 MCBs | 131 |
| LED Tubes | 59 | Memshield 3 RCBOs | 130 |
| LEDBAY | 40 | Mercury MBFU | 64 |
| Lever Isolators | 142 | Merlin Gerin/Schneider | 128 |
| Light Duty Cable Tray | 98 | Metal Clad 10A Switches | 150 |
| Light Level Guidance | 184 | Metal Clad 13A Fused Spurs | 150 |
| Light Switches | 149 | Metal Clad 13A Sockets | 150 |
| Lighting Jargon Explained | 186 | Metal Clad 17th Edition Dual RCD Consumer Unit | 137 |
| Lighting Trunking | 125 | Metal Clad Accessories | 150 |
| Lighting Trunking Bends and Accessories | 125 | Metal Clad Blanks | 150 |
| Lighting Trunking Lid | 125 | Metal Clad Consumer Units | 137 |
| Linear Lamps - 110V | 66 | Metal Clad Double Pole Switches | 150 |
| Linear Lamps - 240V | 66 | Metal clad empty enclosures | 93 |
| Linear Replacement CFL | 62 | Metal Clad RCD Accessories | 159 |
| Linklights | 36 | Metal Cutting Discs | 176 |
| Lockrings | 122 | Metalclad Faceplates - MK Grid Plus | 158 |
| Logic Plus | 156 | Metalclad Plus | 159 |
| Logic Plus Data Outlet Modules - MK Logic Plus | 157 | Meters | 134 |
| Low Profile Fan | 168 | MF Mix Flow High Output | 169 |
| | | Micro CFL Lamps | 63 |

Index

| | | | |
|------------------------------------|-----|--------------------------------|---------|
| Microwave Sensors | 57 | Normal Bends - Galv | 123 |
| Mini-Trunking | 116 | Normal Bends - Plastic | 118 |
| Mita 'Clic' Clips | 118 | Nuts | 106 |
| Mita Expansion Couplers | 119 | Nylon Draw Tape | 179 |
| Mita Heavy Gauge PVC Conduit | 117 | Omikron LED | 13 |
| Mita Mini External Bend | 116 | Onyx | 46 |
| Mita Mini Flat Bends | 116 | Open enclosures | 93 |
| Mita Mini Flat Tee | 116 | OptiLED | 26 |
| Mita Mini Internal Bends | 116 | Oval Conduit | 117 |
| Mita Mini Self Adhesive Trunking | 116 | Over Door Heaters | 166 |
| Mita Mini Standard Trunking | 116 | P Clips | 89 |
| Mita Mini Stop Ends | 116 | Panel Heaters | 166 |
| Mita PVC Besa Boxes - 20mm | 118 | Panel Heaters | 166 |
| Mita PVC Besa Boxes - 25mm | 118 | Panhead Woodscrews | 108 |
| Mita PVC Box Lids | 119 | PAR 38 Flood | 66 |
| Mita PVC Channel | 117 | Patch Leads | 160 |
| Mita PVC Couplers | 119 | Pattresses - PVC | 147 |
| Mita PVC Female Adaptors | 119 | Pattresses For Downlights | 67 |
| Mita PVC Inspection Elbows & Bends | 119 | Paxolin | 134 |
| Mita PVC Male Adaptors | 119 | Paxolin Sheet | 134 |
| Mita PVC Normal Bends | 118 | Pedestal Boxes | 102 |
| Mita PVC Oval Conduit | 117 | Pemsa Cable Basket | 100 |
| Mita PVC Pattress Boxes | 147 | Pendants | 148 |
| Mita PVC Reducers | 119 | Penny Washers | 106 |
| Mita PVC Saddles | 118 | Pens & Pencils | 176 |
| MK Grid Plus | 158 | Perimeter Trunking | 110-114 |
| MK Logic Plus | 156 | Philips Pan Head Drillscrews | 107 |
| MK Masterseal | 159 | Photocell CFL Lamp | 62 |
| MK Metalclad Plus | 159 | Photocells | 58 |
| MK Sentry 17th Edition Boards | 136 | PIR Floodlights | 52 |
| MK Sentry Boards | 136 | PIR Sensors | 56-58 |
| MK Sentry MCBs | 136 | Plasterboard Fixings | 108 |
| MK Sentry RCBOs | 136 | Plastic Cable Glands | 89 |
| MODBUS Meter Board | 134 | Plastic Capping | 117 |
| Modular Contactors | 142 | Plastic Conduit | 117 |
| Modular Firehoods | 17 | Plastic Conduit Fittings | 118 |
| Modular Firehoods | 66 | Plastic Conduit/Capping | 117 |
| Module Blanks | 138 | Plastic Enclosures | 94 |
| Monkey Puzzlers | 120 | Plastic Flexible Conduit | 117 |
| Monsoon Mix Flow High Output | 169 | Plastic Trunking | 115 |
| Motor Current Ratings | 195 | Plate Switches - MK Logic Plus | 157 |
| Moulded Pattress Box | 148 | Plate Washers | 106 |
| MR11 Dichroic | 65 | PLC Lamps | 63 |
| MR16 Coloured Dichroic | 65 | PLL Lamps | 63 |
| MR16 Dichroic Lamp | 65 | PLS Lamps | 62 |
| MR16 Heat Reflecting | 65 | PLT Triple Turn Lamps | 62 |
| MR16 Ultra-Life Dichroic | 65 | Plug- In Socket Testers | 179 |
| Nail Clips | 88 | Plug in Timers | 146 |
| Nails | 108 | Plug Top Fuses | 163 |
| Network Cable Tester | 178 | Plug Tops | 163 |

Index

| | | | |
|---|-------|--|---------|
| Plugs | 108 | Round Pattern Timer | 146 |
| PolkaPLUS | 28 | Round Pin Sockets | 149 |
| Polo | 38 | Rubber Gaskets | 91 |
| Power Pole | 126 | Saddles - Galv Conduit | 123 |
| Power Post | 126 | Saddles - Plastic Conduit | 118 |
| Powertuf™ | 72 | Safety Equipment | 181 |
| Programmers | 144 | Schneider Blanks | 129 |
| Projection Bolts | 105 | Schneider Boards/Incomers | 128 |
| Pull Cord Switches | 148 | Schneider MCBs | 129 |
| Punch Down Tool | 178 | Schneider RCBOs | 128 |
| Purlin Clips | 104 | Schneider Single Phase Boards | 128 |
| PVC adaptable boxes | 94 | Schneider Single Pole MCBs | 129 |
| PVC connector strip | 95 | Schneider Three Phase Boards | 128 |
| PVC Duct Reducer | 171 | Schneider Triple Pole MCBs | 129 |
| PVC Flex | 80 | Screed Boxes | 102 |
| PVC Flexible Ducting | 171 | Screed Floorboxes | 102 |
| PVC insulation tape | 94 | Screwdriver Bits | 181 |
| PVC Pattress Boxes | 147 | Screwdrivers | 181 |
| PVC Rigid Duct | 171 | Screws | 108 |
| PVC Singles | 83 | SDS Plus Chisel Bits | 174 |
| PVC sleeving | 94 | SDS Plus Drill Bits | 175 |
| PVC SWA Cable | 77 | Self Tap Screws | 107 |
| PVC T+E | 79 | Sentry Boards | 136 |
| Quattro | 24 | Sharpe | 50 |
| Radio Switchgear | 145 | Shatterproof Tubes | 61 |
| Raised Access Floor Boxes | 102 | Shaver Socket | 149 |
| Raised Slotted Nickel Panhead Screws | 107 | Shaver Socket - MK Logic Plus | 156 |
| Rawl Bolts | 105 | Sheet Metal Drills | 174 |
| Rawlplugs | 108 | Signalux LED Panel | 10 |
| RCBOs 2 Pole | 139 | Single Phase Switch Fuse | 140 |
| RCBOs Single Pole | 139 | Singles | 81-83 |
| RCD Accessories | 159 | Site Leads | 173 |
| RCDs Four Pole | 139 | Site Lighting | 173 |
| RCDs Two Pole | 139 | Skirting Trunking | 110-114 |
| Recessed Exit Signs | 47-50 | Sleeving | 94 |
| Recessed Modular Firehoods | 66 | Slim HQI Floodlights | 53 |
| Recommended Emergency Luminaire Locations | 183 | SlimSensor Green-i | 56 |
| Red Plugs | 108 | SlimSensor IP55 Prewired | 56 |
| Redheads | 108 | SlimSensor Microwave | 57 |
| Reflector CFL Lamps | 62 | SlimSensor Microwave Plus | 57 |
| Reflector Lamps | 66 | SlimSensor Microwave Wall | 57 |
| Resin Jointing | 92 | SlimSensor Wall | 56 |
| Rho LED | 30,31 | Slotted Channel | 100 |
| RJ45 Patch Panels | 160 | Slotted Countersunk Flat Socket Screws | 107 |
| RJ45 Plugs & Adaptors | 160 | Smoke Detectors | 164 |
| Rock Roses | 54 | Socket Box Timers | 146 |
| Rod Couplers | 106 | Socket Boxes | 147 |
| Roofing Nuts & Bolts | 106 | Socket Outlets - MK Logic Plus | 156 |
| Rotary Isolators | 142 | SON Floodlight | 53 |
| Round Clips | 88 | SON-E Elliptical | 64 |
| | | SON-T Tubular | 64 |

Index

| | | | |
|---|-------|--|---------|
| Sounders | 164 | T + E Clips | 88 |
| SOX | 64 | T+E | 79 |
| Spaceguard Isolators | 142 | T12 Fluorescent Tubes | 59 |
| Spacer Bar Saddles - Plastic Conduit | 118 | T5 Fluorescent Tubes | 60 |
| Spade crimps | 90 | T5 High Efficiency Triphosphor | 60 |
| Spiral CFL Lamps | 63 | T5 High Output Triphosphor | 60 |
| Split Halo Kit | 67 | T5 Linklight Replacement Tubes | 36 |
| Spring Toggles | 108 | T5 Linklights | 36 |
| Square Downlights | 21,22 | T5 Lux-Mod | 16 |
| Square Edge White Plastic Accessories | 148 | T5 Standard | 60 |
| Square Washers | 106 | T8 Special Length | 60 |
| Stamford Data Boxes | 102 | T8 Triphosphor | 60 |
| Stamford Floor Grommets | 102 | T8 Tri-Phosphor Tubes | 60 |
| Stamford Floor Grommets | 102 | Tape Measures | 179 |
| Stamford Floorbox Accessory Plates | 103 | TarxLED | 18 |
| Stamford Pedestal Boxes | 102 | Task Light | 173 |
| Stamford Raised Access Floorboxes | 102 | Tee Bar Clips | 104 |
| Stamford Screed Floorboxes | 102 | Tek Screws | 107 |
| Standard Axial Fan | 168 | Telephone Cable | 85 |
| Standard CFL Lamps | 62 | Telephone Outlets | 149 |
| Standard Consumer Unit | 137 | Telephone Socket Outlets - MK Logic Plus | 157 |
| Stand-off bracket | 99 | Tetra | 14 |
| Starrett Bi-Metal Cordless Smooth Cutting Hole Saws | 174 | Tetra 7 | 14 |
| Starrett Constant Pitch HSS Bi-Metal Holesaws | 174 | Thermostats | 144 |
| Starters | 59 | Theta | 24 |
| Steel Channel | 101 | Threaded Backplate | 104 |
| Steel Conduit | 120 | Threaded Rod | 100 |
| Steel Conduit Dies | 180 | Threaded Rod | 100 |
| Steel enclosures | 93 | Three Phase Boards | 128-138 |
| Steel Wire Armoured Cable - LSF | 78 | Through Bolts | 105 |
| Steel Wire Armoured Cable - PVC | 77 | Through crimps | 90 |
| Steinel Long Range PIR Detectors | 57 | Ties | 88 |
| Steinel Nightmatic Photocells | 58 | Tie-Wraps | 88 |
| Steinel PIR Detectors | 57 | Timeguard PIR Detector | 56 |
| Steinel Sensors | 57 | Timers | 145 |
| Steinel Sensors | 58 | Toggle Fixings | 108 |
| Striplight CFL | 62 | Topaz LED twinspace | 47 |
| Strut Brackets | 101 | Toroidal Transformer | 55 |
| Strut Couplers | 101 | TP&N Distribution Boards | 138 |
| Studding | 100 | TP&N Switch | 140 |
| Stylelight | 35 | TP&N Switch Fuse - IP54 | 140 |
| Surface Centrifugal | 168 | TP&N Switch Fuses | 140 |
| Surface Grid Backboxes - MK Grid Plus | 158 | Trace Heating | 167 |
| Suspension Clips | 120 | Trailing Plugs & Sockets | 141 |
| SWA Cable Glands | 89 | Trailing Socket 13A | 163 |
| Switch Fuses | 140 | Transformer-110V Output | 173 |
| Switch Lever Operated Isolators | 142 | Transformers | 55 |
| Switches (Large) | 140 | Tray | 98 |
| SY Flexible Cable | 76 | Traying Arms | 99 |
| Synergy Terms of Trading | 196 | Trimming Knives | 179 |

Index

| | | | |
|----------------------------------|-------|---------------------------|-----|
| Tripod Floodlights | 173 | Wise Box 4 Channel Kit | 145 |
| Trojan Round 28W 2D | 39 | Wiska junction boxes IP67 | 94 |
| Trojan Square 2D | 39 | Wood Auger Bits | 174 |
| Trunking - Lighting | 125 | Woodscrews | 108 |
| Trunking Hanger | 125 | Wylex MCBs | 133 |
| Trunking, Galv. Steel | 124 | Wylex RCBOs | 133 |
| Trunking, Lighting | 125 | | |
| Trunking, Plastic - Maxi | 115 | Xtratuf™ | 70 |
| Trunking, Plastic - Mini | 116 | Yellow Plugs | 108 |
| Tubes | 59 | YY LSOH Flexible Cable | 77 |
| Tubs | 95 | YY PVC Flexible Cable | 77 |
| Tubular Heaters | 166 | | |
| Twin & Earth | 79 | Zeta | 32 |
| Twin & Earth Clips | 88 | | |
| Twin-wire Accessories | 164 | | |
| | | | |
| UK20/UK25 Clips | 118 | | |
| Under Floor Mat - 0.5m Wide | 167 | | |
| Underfloor Heating | 167 | | |
| Uninsulated Cable Crimps | 91 | | |
| Unistrut | 100 | | |
| Unistrut Washers | 106 | | |
| | | | |
| Varilight V-Pro Dimmers | 151 | | |
| Vee-Hooks | 120 | | |
| Vent Axia | 169 | | |
| Vent-Axia Silhouette Low Profile | 169 | | |
| Vent-Axia Slim100 Fan | 169 | | |
| Vent-Axia VA100 Fan | 169 | | |
| Ventilation Accessories | 170 | | |
| Ventilation Accessories | 171 | | |
| Venus | 39 | | |
| Vertical Stud Clips | 104 | | |
| Vitesse System | 54 | | |
| Voltage & Continuity Tester | 178 | | |
| Voltage Detector | 178 | | |
| | | | |
| Wall & Ceiling Fans | 168 | | |
| Wall Clips | 88 | | |
| Wall Mounted Sensor | 56,57 | | |
| Wall Pack Floodlights | 53 | | |
| Wallplugs | 108 | | |
| Warranty Statement | 198 | | |
| Washers | 106 | | |
| Waterproof Accessories | 159 | | |
| Waterproof enclosures | 93 | | |
| Waterpump Pliers | 179 | | |
| WC Alarms | 165 | | |
| Weathershield Accesories | 159 | | |
| Wedge Nuts | 106 | | |
| White Faceplates - MK Grid Plus | 158 | | |
| White RCD Protected Accessories | 159 | | |
| Window Screws | 107 | | |



Unit 4, Charlton Mead Lane, Hoddesdon, Hertfordshire EN11 0DJ
Tel 0845 381 0845 **Fax** 0845 381 1000 **Email** sales@synergy.gb.net