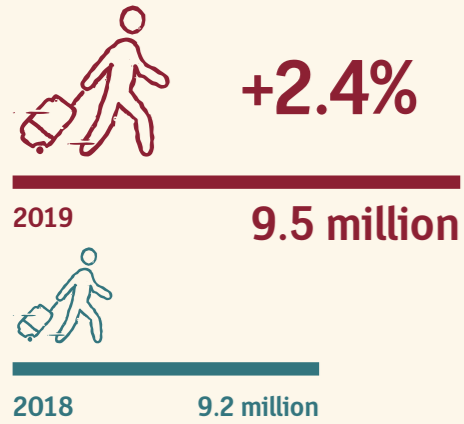



INTERNATIONAL TOURISM SNAPSHOT AS AT 31ST DECEMBER 2019

We welcomed 9.5 million international visitors as at year ending December 2019. These visitors injected 45.4 billion into the Australian economy. Total international aviation capacity to Australia decreased by 0.5 per cent.

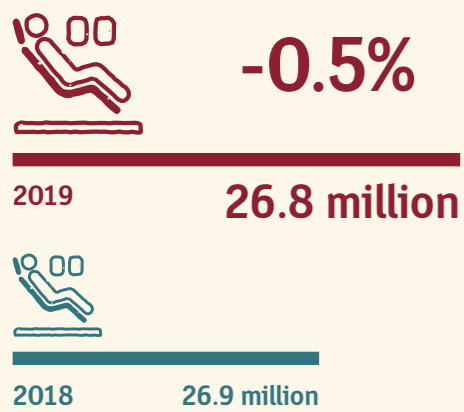
Total international arrivals to Australia



Total international visitor spend

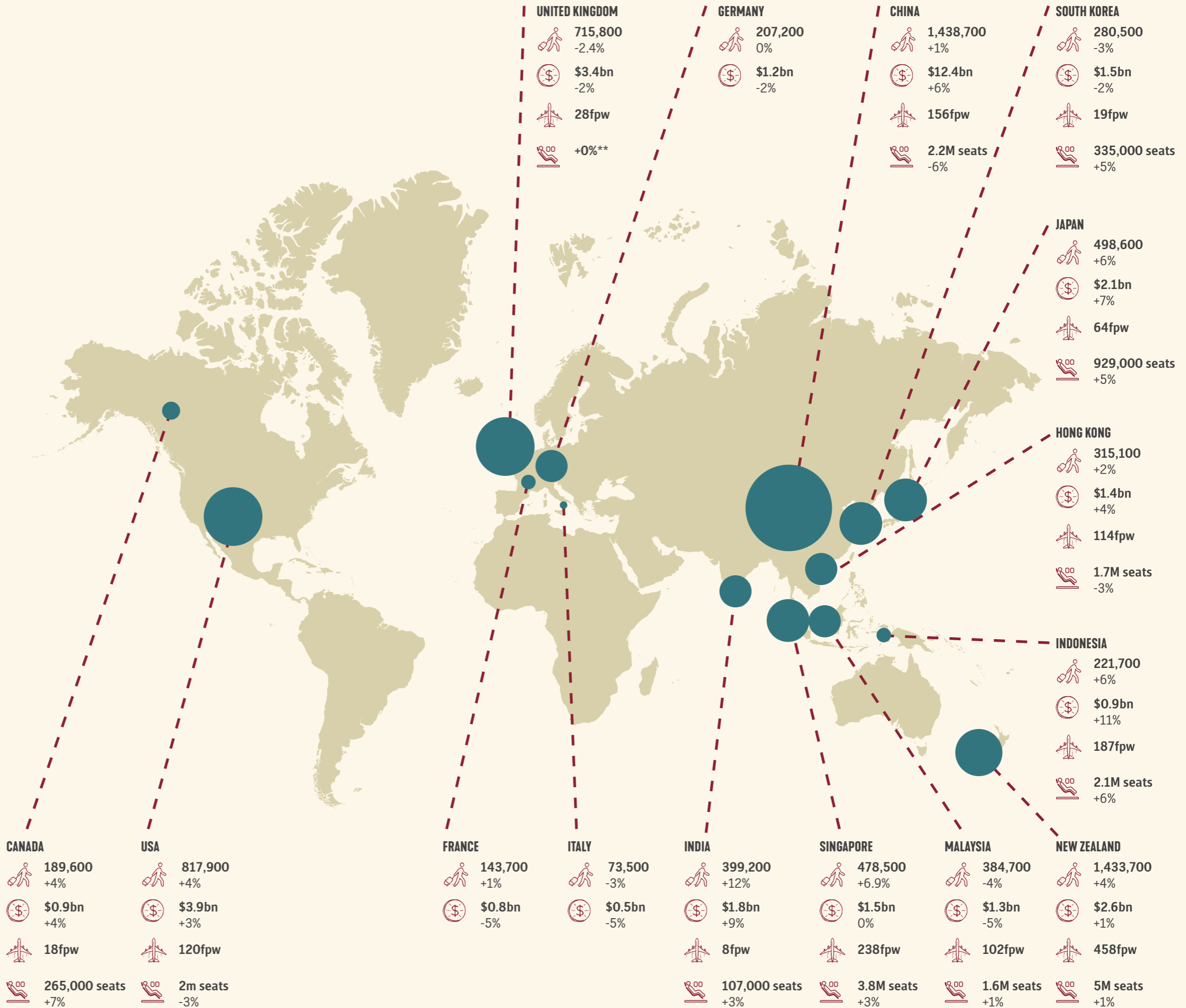


Total international aviation capacity* (inbound seats)



Size of circle represents relative size of visitor spend in Australia as at YE December 2019

Visitor arrivals
 Visitor spend
 Flights per week (fpw)
 Inbound seats



Notes: Percentage figures are year on year change. bn = billion. fpw = flights per week (inbound).
* Aviation data are for international scheduled direct flights to Australia with "same flight number" originating from respective source markets. ** Year on year change of number of seats.

Source: Australian Bureau of Statistics, Overseas Arrivals and Departures, Dec 2019
Tourism Research Australia, International Visitors Survey, December 2019
Department of Infrastructure and Regional Development, December 2019