



PRODUCT OVERVIEW 2017

BEST COMPANIONS FOR TRAVEL COMFORT.




Made in
GERMANY
MADE BY REICH

**THE COMFORT
OF CARAVANING.**



WE LIVE CARAVANNING.

Freedom is calling, adventures with motorhome and caravan are waiting. Caravanning is not simply a way to spend your holidays. For us, caravanning is not something usual but something extraordinary. It is the freedom of living the dream of independence and discovering the world. Caravanning is a lifestyle and a pleasure.





That is why in our **idea factory**, we continue to look for creative solutions to make that freedom more comfortable while paying attention to the details. Our ideas **make caravanning easier, safer and simply better**. So that you can enjoy your freedom while on tour and discover the world with delightful ease.

REICH is caravanning.





They keep going: Managing directors Steffen Bender and Helmuth Bender.

OUR JOURNEY ...

... is still a great adventure for us. We look forward to new experiences each and every day. But from time to time, we also like to take a look back at the start.



We started in 1975: Walther Reich and Helmuth Bender founded REICH GmbH. At the beginning, we dealt with control technology for heaters in the object area. The portfolio was quickly expanded by creative people at REICH and we specialized in the water supply for

recreational vehicles. With the **clear mission of providing more comfort when caravanning**, our REICH team developed and manufactured water fittings and pumps. Along the way, many new, clever ideas and progressive solutions came up. Today, we are **experts for complete**



systems – from fresh and waste water supply and measuring and control technology to electronic supply and control. Everything you need to make your holidays with your caravan or motorhome **more safe** and **more fun**.

Our products make their way from our idea factory in Eschenburg, Hessa, into the entire world – and we are happy to be European market leader in the area of water fittings and pumps for recreational vehicles. Being the **leading manufacturer of recreation vehicles**.

Our products make their way from our idea factory in Eschenburg, Hessa, into the entire world. Leading manufacturers of recreational vehicles as well as wholesale and specialized dealers rely on our ideas and products. Because it is our mission to not only make our solu-

tions better every day but to make them outstanding. In order to do so, we have created excellent creative spaces and used key technologies. But the deciding factor has been our team with all its versatile experts. More than **170 enthusiastic employees**, their long-term experience and the common desire to make better products by conviction make REICH ideas special. And since August of 2014, we have been simplifying caravanning holidays with our **new brand “easydriver”** and the popular and **award-winning maneuvering system easydriver pro** and **easydriver basic**. So that you can enjoy all the freedom when caravanning.

REICH.
That's us.
That's caravanning.

Creative solutions make their way from the idea factory in Eschenburg into the entire world.



OUR BEST ONES.



Single-lever mixer

VECTOR

awarded with the Caravanning Design Award 2012/2013



The gas level meter

GIM® MOBIL

received the DesignPlus Award 1999



Vehicle scale

CWC

At the 1993 Caravan Salon our caravan balance received the DCC „Golden C“ award.



Handshower

JULIA

awarded with the redden Design Award 2011



Maneuvering drives

EASYDRIVER PRO

awarded with the reddot Design Award 2015, Plus X Award 2015 and Plus X Award: Best Product 2015/2016



Maneuvering drives

EASYDRIVER BASIC

awarded with the reddot Design Award 2015 and Plus X Award: Best Product 2015/2016



CARAVANING
DESIGN AWARD 2004
INNOVATIONS
FOR NEW MOBILITY
BEST PRACTICE

E-Management system

E-CONTROL

received the awarded with the Caravaning Design Award: best practice 2004



CARAVANING
DESIGN AWARD 2010/2011
INNOVATIONS FOR NEW MOBILITY

Digital towbar load control

TLC

awarded with the Caravaning Design Award 2010/2011



CARAVANING
DESIGN AWARD 2010/2011
INNOVATIONS FOR NEW MOBILITY



Single-lever mixer

CASCADE

awarded with the Caravaning Design Award 2010/2011



CARAVANING
DESIGN AWARD 2006/2007
INNOVATIONS FOR NEW MOBILITY
BEST PRACTICE



Under-floor mounted socket

SWING

awarded with the Caravaning Design Award: best practice 2006/2007

PRODUCT OVERVIEW



Water taps

Vector	13
Cascada	14
Contur E/S	15
Trend E/S	16
Trend A/B	17
Ceramic Twist	18
De Luxe	19
Ceramic Style	19
Mono Mix	19
Style 3000	19
Ceramic Kama	20



Shower sets

Shower Sets	22
Shower Rails	23
Handshowers	24



Water pumps

Submersible pump model Power Jet	26
Submersible pumps, booster pumps, pump with tank fitting	27



Pipe systems · Installation · Fittings

UniQuick Fresh Water Pipe Systems, plug-in type	29
Waste Water Pipe System	30
Siphons and Sink Drains	31
Tank draining	32



Supply connections

SWING 230V	34
SWING City Water System	35
Supply Connections	36



Water sterilization

12V UV submersible lamp	38
UV-12 Disinfection system	39



Fill level indicators

Gim® mobil	43
Tim® tank level meter	44



easydriver

General view	46
easydriver pro 1.8/2.3 for single-axle	48
easydriver basic 1.8/2.3 for single-axle	49
easydriver pro 2.8/3.1 for double-axle	50
easydriver basic 2.8/3.1 for double-axle	51
easydriver-App	52
MPP – Mobility-Power-Pack	53
mycleanhome – cleaning and caring set	54



Vehicle accessories

Easy Wheel dual jockey wheel	56
TLC Digital Towbar Load Control	57
Caravan Weight Control vehicle scale	58
Mirror Control, remote control car mirrors	60
Speed Fix car clamping mirror	61
Handy Mirror car mirror	62
Caravan car mirror	63
Caravan Airbag hitching assistance	64
Jumbo Foot	64
Adapter for corner legs	64



Board electrics

Charging unit Charger U4	66
Charging units	67
Battery boxes	67
Batteries, battery quick-connectors, battery isolators	68
Cordless screwdrivers	68
E-Control compact	69
E-Control basic	70

WATER TAPS

- > All REICH products have been designed to meet the highest quality standards.
- > The utilization of high-quality materials and the superior workmanship with a great attention for detail made us market leader in Europe.
- > Our tap lines focus on product functionality.
- > Thus, no matter whether taps are made of brass or plastic, all metallic surfaces are electroplated.

For reasons of sustainability we deliberately avoid any cheap surface evaporation coating.

- > On most of our taps using Ceramic cartridges or micro switches, these may be replaced without any dismantling procedures. Minor, but very fine details which you will certainly come to appreciate over time.
- > Please, see for yourself on the following pages that the concepts of innovation and design mean more to us than just mere words.



Single-lever mixer

VECTOR

Single-lever mixer

VECTOR E5 CHROM

570-702500



Single-lever mixer

VECTOR E5 CHROME/WHITE

570-722500



Single-lever mixer

VECTOR S CHROME

570-700000

Single-lever mixer

CASCADA



Single-lever mixer

CASCADA BATHROOM

570-3000000



Single-lever mixer

CASCADA BATHROOM WHITE

570-320000



Single-lever mixer

CASCADA KITCHEN

105 mm higher version
570-405000C



Single-lever mixer

CASCADA KITCHEN WHITE

570-420000

Single-lever mixer

CONTUR E/S

Single-lever mixer

CERAMIC CONTUR S

with 360° swivelling spout
571-702000



Single-lever mixer

CERAMIC CONTUR S

30 mm higher version
571-706000



Single-lever mixer

CERAMIC CONTUR E

with 360° swivelling spout
571-502000



Single-lever mixer

CERAMIC CONTUR E

under table version
574-7000001



Single-lever mixer

CERAMIC CONTUR E

table top version
571-502010AT



Single-lever mixer

CERAMIC CONTUR E

with pull-out handshower
JULIA
571-500000661

Single-lever mixer

TREND E/S

Single-lever mixer

CERAMIC TREND S

with 360° swivelling spout
571-902000



Single-lever mixer

CERAMIC TREND E

under table version
574-9000001



Single-lever mixer

CERAMIC TREND E

table top version
571-802010AT



Single-lever mixer

CERAMIC TREND E

with pull-out handshower
TREND E
571-800000801



Single-lever mixer

CERAMIC TREND E

with 360° swivelling spout
571-802010

Single-lever mixer

TREND A/B

Single-lever mixer and tap

TREND A

with straight spout
553-040000



Single-lever mixer and tap

TREND A

with vertically swivelling metal
spout
553-070000M



Single-lever mixer and tap

TREND A

tabletop
553-070900



Single-lever mixer and tap

TREND A

with angled spout
553-070500

Single-lever mixer

CERAMIC TWIST

Single-lever mixer

CERAMIC TWIST

with vertically swivelling spout
575-040000



Single-lever mixer

CERAMIC TWIST WHITE

with vertically swivelling spout
575-242020



Single-lever mixer

CERAMIC TWIST MAT-CHROME

with vertically swivelling spout
575-043010



Single-lever mixer

CERAMIC TWIST

undertable version
574-600000



Single-lever mixer

CERAMIC TWIST

table top version
575-040900

SINGLE-LEVER MIXER AND TAPS

Mixing tap and tap

DE LUXE

540-180000



Single-lever mixer

**CERAMIC
STYLE**

557-050000



Single-lever mixer

**MONO MIX TAP
STYLE 2002/2005**

547-050000



Single-lever mixer

STYLE 3000

553-030000

SINGLE-LEVER MIXER AND TAPS

Single-lever mixer

**CERAMIC
KAMA**

572-802010



Single-lever mixer

**CERAMIC
KAMA**

with extractable shower **JULIA**
572-800000661



Single-lever mixer

**CERAMIC
DUETT MAT-CHROME**

chrome with extractable shower
571-430000K



Metal single-lever mixer

CHARISMA

.807500

SHOWER SETS

Showers by REICH were specially developed for use in caravan or motorhomes. They are used in combination with REICH under-table fittings or water faucets.

- > All hand showers impress with outstanding design and their geometry which is optimized for caravan and motorhome sinks. As a result, the hand shower JULIA was awarded the internationally renowned design award "reddot".
- > The shower stream is optimized for use in combination with immersion or pressure pumps and provides a perfect showering experience.
- > Should the shower head calcify, this can be easily removed in most models thanks to anti-lime regulators made of silicone.
- > Some hand showers can be set to jet or shower. This double feature is especially useful when using the shower set as outlet in the sink and as shower in the bathroom.
- > All shower sets are available rotatable or fixed. For assembly in consoles in the shower room, various flanges with 45° and 60° brackets are available.



SHOWER SETS

Shower set

JULIA

564-0603103D



Shower set

TREND E

540-5600K



Shower set

DUETT

563-060310D



Shower set

DE LUXE

543-160050



Shower set

CARLETTA

.921000



SHOWER RAILS

Shower rails
TRENDE
 540-5500



Shower rails
DE LUXE
 540-380155



Shower rails
CLASSIC
 540-38010



Shower rails
CARLETTA
 .206800



Shower rails
UNIVERSAL
 540-5200



HANDSHOWER

Handshower

JULIA

540-35600



Handshower

TRENDE

540-56000



Handshower

CONTUR

540-57000



Handshower

CONTUR S

540-57200



Handshower

DUETT

540-31000



Handshower

SATURN

540-32000



Handshower

ORION

540-33000



Handshower

CHARISMA


adjustable shower
.907900



WATER PUMPS

Durable high-performance immersion pumps and their advantages:

- > The special high-tech seal with fat deposits makes REICH pumps especially durable and suitable for short dry runs.
- > A patented ventilation system which is integrated into many of our pumps provides immediate output after immersing into the tank.
- > REICH pumps are extremely quiet and almost not audible.
- > The surface of the casing is dirt-resistant, easy to clean and therefore extremely hygienic.
- > A check valve which is integrated into many REICH pumps reduces the assembly efforts.
- > Higher output than pressure pumps
- > 100 % inspection before leaving production
- > Low weight



Water pumps

POWER JET

POWER JET

514-0722ES



POWER JET PLUS

514-0725ES



Technical data

Capacity:	22 l/min
Max. pressure:	1.8 bar
Current consumption:	70 W
Cable length:	1,000 mm

Technical data

Capacity:	25 l/min
Max. pressure:	2.1 bar
Current consumption:	75 W
Cable length:	1,000 mm

POWER JET, the compact submersible pump for sufficient pressure in caravan and motor homes.

The new, compact, and very powerful submersible pump made by REICH provides for sufficient water pressure in caravans and motor homes and is called: Power Jet. Over the last few years the requirements for water supply systems in caravans and motor homes have increased constantly. Meanwhile, sufficient capacities and water pressures are part of the central every day prerequisites of caravan and motor home users. Therefore, REICH expanded their product pipeline with respect to

compact and powerful submersible pumps. The latest addition to the product family is called **Power Jet** and features a **max. capacity of 25 l/min and a max. pressure of 2.1 bar**, guaranteeing a sufficient amount of water and a sufficient water pressure at every single consumer location, even with longer conduits or a higher number of open consumers. Like all the other heavy-duty submersible pumps the Power Jet is equipped with an automatic ventilating function. Cleaning sieve or various return valve configurations may be purchased as an option.



SUBMERSIBLE PUMPS



10 l, 0.5 bar
514-0110



10 l, 0.6 bar
516-0410



12 l, 0.6 bar
514-0412



14 l, 0.5 bar
516-0214



15 l, 1.0 bar
514-04509E



18 l, 0.9 bar
514-0418E



19 l, 1.1 bar
514-4419E



19 l, 1.4 bar
515-1914121

Submersible
power pump **TWIN**

- > Submersible pumps made by REICH GmbH are very powerful and have a particularly long service life.
- > All pumps feature special high-performance seals with grease depot, which is one of the features responsible for the product's long service life.
- > Many pumps feature a patented integrated ventilation system and may therefore start operating immediately upon submersion.
- > The powerful submersible pump **TWIN** is the flagship of our products. The model features


two pumps and is therefore considerably more powerful than any other pump.

- > Pump material and surfaces are highly resistant to contamination and are therefore very hygienic and may be cleaned easily.
- > We also thoroughly thought about how to store the pumps. Our tank caps including the pump are a clean-cut solution. A tank level meter which is also mounted on the cap is available as an option.
- > Upon request we supply all our pumps in compliance with KTWC and DVGW W270.




PIPE SYSTEMS · INSTALLATION · FITTINGS

- > Whether fresh or waste water systems, all components are made of high-quality materials so your water system will have no weak spot.
- > A large selection of fittings will help you master even the most delicate installations and plumbings.
- > The individual elements of the fresh and waste water pipes are simply plugged into one another – piping will be complete and tight!
- > The two pipe systems are non-transparent, thus reducing the formation of algae.
- > UniQuick fresh water pipes are food-safe and resistant to a pressure of up to 6 bar and temperatures of up to 80 °C. The pipe itself is flexible, so plumbing may be effected without bends and using radii.
- > Our siphons are also special. A cleaning sieve with plug prevents dirt particles and residues from blocking your pipe system.



FRESH WATER PIPES

Ø12




With KTW and
DVGW W270 approval

The plug-type **UniQuick** pipe system has many advantages compared to traditional PVC hoses:

- > Quick assembly by simply plugging the pipe into the fittings.
- > If required, the pipes may be disconnected and reused again.
- > Consistent pipe diameters, even with the use of fittings.
- > Radius plumbing without bends.
- > Accurate plumbing without water pockets, minimizing the risk of damages in freezing conditions when the pipes are not completely emptied.
- > Better protection against damage compared to PVC hoses.
- > 100% tight up to a pressure of 6 bar at 80 °C.
- > Frost-proof.
- > Food-safe.



WASTE WATER PIPE SYSTEM



The plug-type REICH waste water system is significantly superior to other piping and hose systems.

- > Quick assembly by simply plugging the pipe into the fittings, minimizing the risk of leakages.
- > Consistent pipe diameters, even with the use of fittings.
- > Accurate plumbing without water pockets, minimizing the risk of damages in freezing conditions when the pipes are not completely emptied.

- > Better protection against damage compared to hoses.
- > 100% tight and temperature resistant from -40 to $+80$ °C.
- > Frost-proof.
- > Many fittings, transitions and accessories.



SIPHONS AND SINK DRAINS



The REICH product pipeline includes a wide range of siphons, drains and a trap suitable for the REICH waste water system. In addition to that, a frost protection cap is available for siphon and trap. A very practical feature on siphon and trap is a cleaning orifice that may be removed without a

tool. Optionally, the siphon may be supplied with a second connection, e.g. for a draining basin.


Siphon and drain inserts are made of stainless steel with an as big as possible diameter.



TANK DRAINING

TANK DRAINING

with filling level limiter
533-0667LXX



E. g. for the simple draining procedure of fresh water tanks

dual stage system

complete with:

- > shut-off valve
- > spillover function
- > connecting rod
- > handwheel for draining
- > fresh water tank filling level limiter
- > lengths and heights may be defined individually

TANK DRAINING

with shut-off valve
533-0667KXX



E. g. for the simple and complete draining of fresh water tanks

single stage system

complete with:

- > shut-off valve
- > connecting rod
- > handwheel for draining
- > length may be defined individually



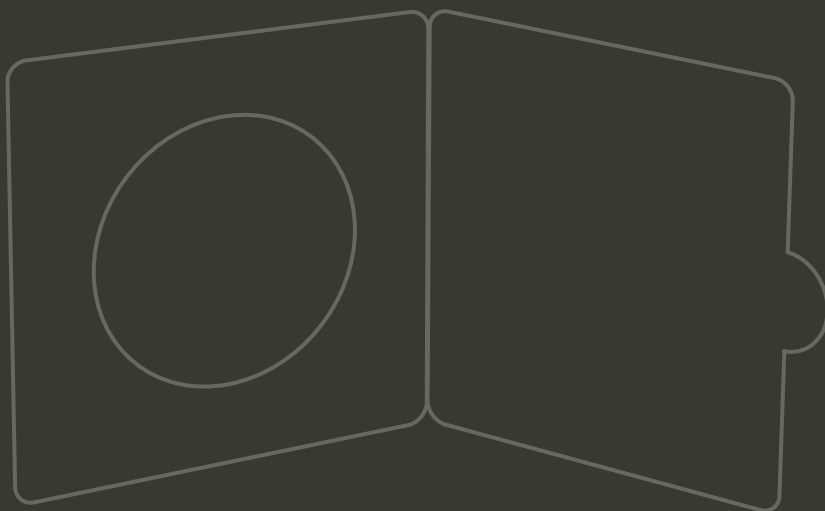
SUPPLY CONNECTIONS

The REICH program includes supply connections for almost every application. Gas, water, shower or hatch – you will certainly find the right solution for your application on the following pages.

All supply connections are made of colored, UV-resistant ABS material. The hinge axis of the lids is made of stainless steel.

- > For the various supply connections you may either choose a simple snap-on lid or an additional lock.

- > With the help of a sealing ring the supply connections will always remain tight. There are a lot of features you only notice at a second glance, although they guarantee lasting quality.
- > And, last but not least, the design. Neutral and rather unobtrusive. For the design shall not disturb the style of your caravan or motor home.



Under-floor mounted socket

SWING 230 V

532-1100



CARAVANNING
DESIGN AWARD 2006/2007
INNOVATIONS FOR NEW MOBILITY
BEST PRACTICE



The SWING under-floor mounted socket for the 230 V power supply will not be mounted on the sidewall of the caravan or motor home, but in any possible location on the underside of the vehicle instead, omitting a rather unaesthetic and rather problematic assembly in the sidewall. On top of that, you will not be limited to a particular location on the left or right, front or back of the vehicle – the basic layout of the vehicle will not matter at all.

In addition, unwelcome thermal bridges will be completely avoided, since the sidewall will not be modified. Therefore, the under-floor mounted socket SWING will not impede the aesthetic aspect of the vehicle exterior. The SWING under-floor socket will be mounted in the area of the sill, protruding from the sill when opened, so that the 230 V CEE supply line plug may be easily inserted.



Technical data

16 A – 6 h
200 – 250 V AC
50 Hz
IP 44



Under-floor mounted socket

SWING CITY WATER

532-1200



CARAVANING
DESIGN AWARD 2006/2007
INNOVATIONS FOR NEW MOBILITY
BEST PRACTICE



The SWING under-floor socket for the 230 V power supply will not be mounted as usual in the caravan or motor home sidewall, but in any location underneath the vehicle floor.

The entire unit may be turned upwards, protecting it from rain and dirt. If the unit is not in upward position, an additional protective lid will guard the connecting area. When driving, the entire socket is turned upwards in the opposite direction of the travel and locked in that position. The box is made of an extremely strong plastic material, resistant to heavy mechanical and thermal stress.

On the fresh water supply a pressure reducing and a solenoid valve are included in the removable cartridge guaranteeing optimum pressure, while at the same time ensuring maximum security with respect to leaks inside the vehicle, since the flow will only be released when the tap is open.

Moreover, the entire tap may be easily removed before freezing and stored in a frost-safe location.

The SWING under-floor socket will be mounted in the area of the sill, protruding from the sill when opened, so that the fresh water supply line plug may be easily inserted.



Technical data

Input pressure max.: 12 bar
Operation pressure: 0.7 bar
Closing pressure: 1.1 bar

Connections

External: Gardena quick action coupling
Internal water: hose nozzle + clamp

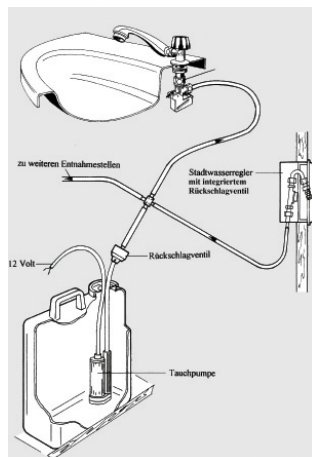


SUPPLY CONNECTIONS

Adjustable shower

CHARISMA

.609500



Supply connection

OLYMPIA

.724510



Supply connection

UNIVERSAL

.728010



Tap water regulator

COLORADO

.723100



supply connection
with external shower
.627600



water socket
.656000

All models available in various colors.

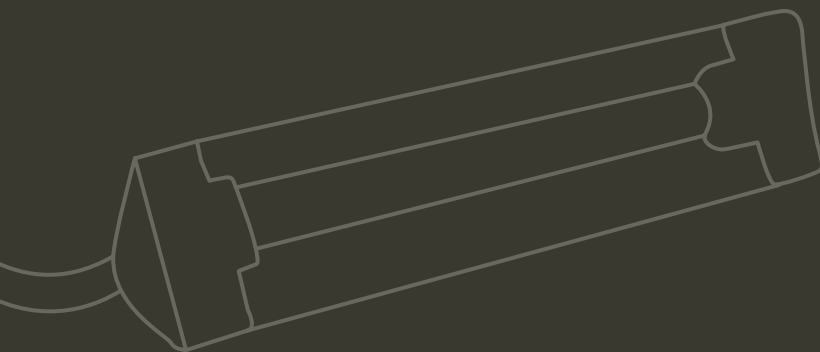


WATER STERILIZATION

Safely for your health Decontamination – no longer only a topic for the foods or pharmaceutical industry. Increasing “invisible” impurities, such as bacteria or germs, trigger many allergies and illnesses.

“Storing” water in a tank actually encourages the reproduction and

growth of germs and bacteria. The medical world, the foods industry and public water supply systems long ago recognized the outstanding effects of UV radiation and carbon filters for the destruction of bacteria and germs in drinking water and are actively using these technologies.



UV-CLEAN

12 V UV SUBMERSIBLE LAMP

525-1200



Sterilization – is no longer an important issue in food production or medicine alone.

Increasing „invisible“ impurities such as e.g. bacteria, germs or heavy metal compounds are the cause of many allergic reactions and diseases.

- > Therefore REICH supplies a UV submersible lamp and a UV flow reactor, preventing water bacteria from reproducing and killing them.
- > For a number of years now, this technology has been successfully used in medicine, food production and by public utilities corporations.

- > Simply place the submersible 12 V-UV lamp into the water tank or connect the UV clean flow reactor to the water cycle. The systems are connected to the control unit and the 12V power supply – ready!
- > Please, trust our UV sterilization systems for a significant improvement in the quality of your water. Your health will be grateful!



UV-CLEAN

UV-12 DISINFECTION SYSTEM

with PURITEC® spot
525-1500



The ideal solution for drinking water disinfection:

To be installed immediately before the water supply! The water running through the disinfection device will be activated automatically. For that purpose the device features a flow sensor on the supply line. If the water flow is stopped, the UVC spot will continue to glow for another 10 minutes, protecting the spot from an excessive amount of switching cycles in case of multiple rather brief water removal operations

- > VDE certified
- > Fresenius Institute performance test: disinfection ratio of more than 99% on a single water running operation
- > TZW confirmation for continuous pressure up to 10 bar
- > green control lamp indicating optimum degree of disinfection
- > standardized connections – compatible with all fittings
- > electric failure control of the disinfection process via red control lamp
- > drinking water disinfection without the use of chloride or other chemicals
- > easy spot replacement at the end of their service life



**PURSUIING ADVENTURE
FROM THE FRONT ROW.**





FILL LEVEL INDICATORS

Feeling safe while on the go. Up until recently, determining the content of a gas cylinder was only possible by weighing it. An exact determination could only be made with pricy precision scales.

Not a satisfactory situation. Can you imagine not knowing how much gas is left in the tank of your vehicle? A realistic comparison.

For us, this was motivation enough to be the first to develop a fill level indicators for gas cylinders with a

revolutionary measuring technology. Gas content measuring system of the series **Gim**.

Using ultra-sound, **Gim** is the only device available on today's market which can measure very low fill levels as well.

A similar challenge awaits with fresh water and waste water tanks. Timely filling and draining has to be taken into consideration. Using the **Tim**, your water provisions will be under control at the push of a button.



Gas level meters
for mobile applications

GIM® MOBIL

523-1100

DESIGN **PLUS**



Gas level meters for mobile applications

- > Until recently, the contents of a liquid gas cylinder could only be established through weighing.
- > A rather unsatisfactory situation. Or can you imagine not knowing how much fuel there is left in your tank? A comparable situation.
- > We supply gas level meters which make this a problem of the past. Just push a button!

Only for 11 kg DIN propane cylinders made of steel

Attention: Not suitable in connection with Truma gas regulation systems.



Levels meters for fresh and waste water tank levels

TIM®

523-700000AP



- > The **Tim** meter may be used to establish the filling level of your fresh and waste water tank in a matter of seconds.
- > **Tim** will be permanently installed in the vehicle. The sensor unit for instance is located in the screw fitting of the fresh and waste water tank. The 6 or 10 m long connecting line leaves sufficient room for selecting the location of the control unit. Now you may comfortably check the filling level of the fresh and waste water tank by simply pushing a button on the control panel.
- > **Tim** will provide you with the necessary data to timely fill or drain your tanks accordingly.



533-710130

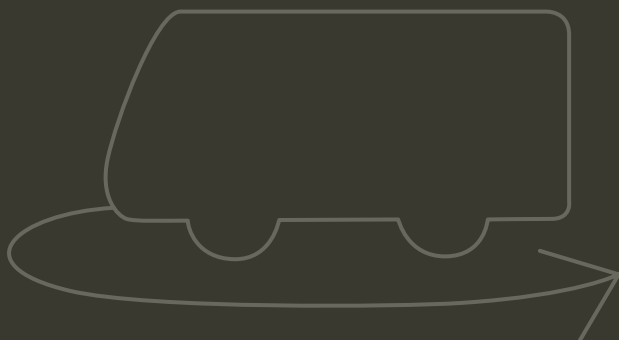


EASYDRIVER



easydriver

MADE BY REICH . MADE IN GERMANY



Making caravan driving easier. With easydriver.

A holiday is one of the best things in the world. In a caravan, of course. We couldn't agree more! This is why we have come up with a REICH innovation to make caravanning easier with an exceptional new product.

The new **easydriver caravan aid**, for example, will help you move your single- or double-axle caravan more easily. With our new **easydriver pro** and **easydriver basic** caravan manoeuvring device.

Even in tight spaces or when a lot of power is required, the easydriver allows you to manoeuvring your caravan really easily. Pulls away gently and adjusts to driving around even the tightest bends. In the caravan park or at home – for a safe grip, even on steep slopes.

easydriver. Simply free.



Simply powerful: easydriver pro and basic

- > powerful drive for any application
- > new, intuitive easydriver operation (even under difficult conditions and on steep slopes)
- > with app-controller also manoeuvrable by smart-phone (Apple iOS and Android)
- > simply light, smart and compact
- > lowest system weight with MPP (in combination with the Mobility-Power-Pack lithium/ion system up to 27 kg less weight)
- > very small turning radius
- > engages electrically at the press of a button (with the easydriver pro)
- > unique engaging mechanism for optimal power transfer
- > radio remote control for all functions with status feedback
- > best traction for safe negotiation of slopes, wet grass, mud and rough terrain
- > gentle pulling away and stopping with Softstart and Softstop

Simply unique: easydriver corrosion protection

The easydriver housing is made from specially developed, high-tech material. Simply making sure that rust will not become a problem. For lasting value.



Single-axle caravans



easydriver pro 1.8 / 2.3
easydriver basic 1.8 / 2.3

Double-axle caravans



easydriver pro 2.8 / 3.1
easydriver basic 2.8 / 3.1



easydriver pro 1.8/2.3 for single-axle

Easy to engage/disengage electrically. At the press of a button.



- > easier manoeuvring, even in tight spots
- > with one of a kind patented technology
- > simply powerful
- > best possible and safe power conversion from the drive roller to the tyre via expanded engaging travel and innovative roller surface
- > just compact and simple
- > special mix of materials for less weight and extra protection against corrosion
- > one of a kind engaging mechanism with high-performance sliding bearings
- > simple engaging operation
- > minimum loss in ride height
- > easy to operate easydriver remote control

Technical details:

	Single-axle	
easydriver	pro 1.8	pro 2.3
Item number	527-15218	527-15223
Weight	appr. 32 kg	appr. 34 kg
Climbing power*	15% for 1,800 kg 28% for 1,200 kg	15% for 2,300 kg 30% for 1,200 kg
Cross Actuation	automatic	automatic
Power demand on level ground	appr. 20 A	appr. 25 A
Warranty**	5 Year	5 Year
	-	✓***

* For a limited period of time you may easily negotiate steep inclines (levellers up to 25% or curbs).

** Subject to REICH warranty terms.

*** Available for the following models: 2.3 / 3.1. The installation of the coloured cover may call for higher costs. Please contact your local specialist dealer.



easydriver basic 1.8/2.3 for single-axle

Easy to engage or disengage manually, using a wheel brace or a battery-driven screwdriver.



- > simple manoeuvring, even in tight spots
- > one of a kind and powerful through patented technology
- > to engage or disengage the system, simply place hand lever or cordless screwdriver on one side
- > safe and careful seat on the tyre for an optimum power conversion from roller to tyre thanks to an extended engaging travel and the special drive roller surface
- > just compact and simple
- > a special mix of materials for less weight and a lasting protection against corrosion
- > high-performance sliding bearings for the one of a kind easydriver engaging mechanism
- > easy engagement
- > preserving your ride height
- > easy to operate easydriver remote control

Technical details:

easydriver	Single-axle	
	basic 1.8	basic 2.3
Item number	527-15118	527-15123
Weight	appr. 33 kg	appr. 35 kg
Climbing power*	15% for 1,800 kg 28% for 1,200 kg	15% for 2,300 kg 30% for 1,200 kg
Cross Actuation	manual	manual
Power demand on level ground	appr. 20 A	appr. 25 A
Warranty**	5 Year	5 Year
	-	✓***

* For a limited period of time you may easily negotiate steep inclines (levellers up to 25% or curbs).

** Subject to REICH warranty terms.

*** Available for the following models: 2.3 / 3.1. The installation of the coloured cover may call for higher costs. Please contact your local specialist dealer.




easydriver pro 2.8/3.1 for double-axle

Easy to engage/disengage electrically. At the press of a button.



- > easier manoeuvring, even in tight spots
- > with one of a kind patented technology
- > simply powerful
- > best possible and safe power conversion from the drive roller to the tyre via expanded engaging travel and innovative roller surface
- > just compact and simple
- > special mix of materials for less weight and extra protection against corrosion
- > one of a kind engaging mechanism with high-performance sliding bearings
- > smallest turning circle
- > turn on the spot
- > simple engaging operation
- > minimum loss in ride height
- > easy to operate easydriver remote control

Technical details:

	Double-axle (four-wheel drive)	
easydriver	pro 2.8	pro 3.1
Item number	527-15228	527-15231
Weight	appr. 64 kg	appr. 68 kg
Climbing power*	12% for 2,800 kg 20% for 1,800 kg	12% for 3,100 kg 25% for 1,800 kg
Cross Actuation	automatic	automatic
Power demand on level ground	appr. 35 A	appr. 40 A
Warranty**	5 Year	5 Year
	-	✓

* For a limited period of time you may easily negotiate steep inclines (levellers up to 25% or curbs).

** Subject to REICH warranty terms.

*** Available for the following models: 2.3 / 3.1. The installation of the coloured cover may call for higher costs. Please contact your local specialist dealer.




easydriver basic 2.8/3.1 for double-axle

Easy to engage or disengage manually, using a wheel brace or a battery-driven screwdriver.



- > simple manoeuvring, even in tight spots
- > one of a kind and powerful through patented technology
- > to engage or disengage the system, simply place hand lever or cordless screwdriver on one side
- > safe and careful seat on the tyre for an optimum power conversion from roller to tyre thanks to an extended engaging travel and the special drive roller surface
- > just compact and simple
- > a special mix of materials for less weight and a lasting protection against corrosion
- > high-performance sliding bearings for the one of a kind easydriver engaging mechanism
- > smallest turning circle
- > turn on the spot
- > easy engagement
- > preserving your ride height
- > easy to operate easydriver remote control

Technical details:

	Double-axle (four-wheel drive)	
easydriver	basic 2.8	basic 3.1
Item number	527-15128	527-15131
Weight	appr. 66 kg	appr. 70 kg
Climbing power*	12% for 2,800 kg 20% for 1,800 kg	12% for 3,100 kg 25% for 1,800 kg
Cross Actuation	manual	manual
Power demand on level ground	appr. 35 A	appr. 40 A
Warranty**	5 Year	5 Year
	-	✓

* For a limited period of time you may easily negotiate steep inclines (levellers up to 25% or curbs).

** Subject to REICH warranty terms.


*** Available for the following models: 2.3 / 3.1. The installation of the coloured cover may call for higher costs. Please contact your local specialist dealer.



Appsolutely easy.

Only a fingertip is needed for manoeuvring your caravan. With the new easydriver-app you can easily control all easydriver pro and basic models by smartphone.

- > for Apple iOS (iPhone or iPad) and Android
- > with app-controller for the easydriver electronic-box
- > free download of the easydriver-app in the Apple-App-Store or Google-Play-Store
- > applicable for all easydriver models starting 2016
- > easydriver models before 2016 need a software update of the electronicbox. (Therefore you must return your electronic box and handset.)



Item number 227-2242



MPP – Mobility-Power-Pack

The Mobility-Power-Pack is the lightweight alternative for lead-acid batteries used until now in connection with caravan moving systems.

In general, lead-acid batteries are used for the voltage supply in the caravanning sector, usually consisting of wet, gel and AGM accu packs. All these batteries are extremely heavy due to the lead used. For instance, a 75 Ah (ampere hours) battery weighs about 25 kg. In recent years such batteries have been used increasingly for caravans. On the one hand, the user gains a certain level of independence from the power supply system, on the other such batteries are an important prerequisite for the use of trailer maneuvering and/or caravan moving systems that gain more and more popularity.

The basic requirement for developing the Mobility-Power-Pack was the integration of voltage supply and loading technology as well as the complete substitution of the heavy lead-acid batteries in applications requiring high power rates over rather short periods. At the same time, the system should include the necessary loading unit which may have an additional weight of approx. 1 kg. The MPP is designed to completely replace a 75 Ah battery for instance, to operate a mover, and this with a total weight of approx. 2 kg. In practical applications you may move a 1,200 kg caravan with the PPP in connection with a powerful mover up a 25% slope and maneuver the system for up to 15 minutes depending on the existing slope. And all that at less than 10% of the usual weight of a power supply system.



Technical data:

MPP	
Item number	526-2080
Battery type	lithium/ion, LiFePO ₄
Capacity	8.8 Ah
Stored energy	113 Wh
Output voltage	12 V nominal (14,6 max.)
Charging current	80 A
Temperatur range during storage	-10 to 30 °C
Temperatur range during operation	-20 to 40 °C
Weight	appr. 2 kg
Dimensions	200 x 200 x 102 mm (L x W x H)
Connections	Solar Panel* and Fuel cell up to 3 A, power supply 230 V 1A
Safety functions against	overcharge, undercharge, overload including short circuit

*= no additional charging controller required



mycleanhome

For a smart and shiny appearance: our cleaning and caring set for caravans and motorhomes.

The entire mycleanhome-set:

- › 2 x 500 ml Intensive Cleaner for your caravan or motorhome
- › 1 x 250 ml Acrylic Glass Cleaner for a perfect view
- › 1 x 100 ml Rubber Care for supple seals
- › 2 x cleaning cloth


Item number 529-05113505



VEHICLE ACCESSORIES

Strong ideas for comfortable caravanning only the right accessories make the equipment perfect and the holiday tour an adventure. For that, we have developed the right solutions in our idea factory.

- > Vehicle scales
- > Touring mirrors
- > Corner supports
- > Maneuvering systems
- > Support wheels
- > Caravan Airbag



Dual jockey wheel

EASY WHEEL

537-1000



On loose gravel or dirt the standard jockey wheel tends to dig rather deep into the ground. Caravan maneuvering will get harder and the battery will have to provide more power, causing the maneuvering drive to wear down in the end.

REICH has found a satisfactory solution for this problem. You may now easily replace your standard jockey wheel with a dual jockey wheel with pneumatic tires which will help you to easily and safely maneuver your caravan on any conceivable surface.

1. Mount spring clip on axle
2. Mount wheel on axle with spring clip (check wheel pressure prior to assembly)

3. Slide washer on axle
4. Secure wheel on axle using linch pin
5. Remove old jockey wheel and slide axle of the dual jockey wheel onto corner leg
6. Mount clip pin on axle
7. Slide wheel onto axle
8. Slide washer onto axles (depending on the corner leg design and the distance between the two forks, install adapter washers on both sides between fork and clip pin)
9. Secure with linch pin – ready!



Digital Towbar Load Control

TLC

for single axle caravan
for twin axle caravan

522-5000

522-5200



For more than ten years now the load on the coupling joint has been measured using a bathroom or drawbar scale. For this application the bathroom scale is too inaccurate and too heavy, and is thus not suited for being taken along on your trip.

The plastic or metal drawbar scale is operated via a steel spring, making the instrument rather inaccurate in its measurements. Should the spring guide break, the spring will be propelled forward like a bullet (and there is an immediate risk of injury!)

REICH TLC / digital bearing load scale combines a nice and elegant design with the highest possible level of precision.

- > digital readings in steps of 1 kg
- > inclined, easily visible display
- > safe function without spring
- > maximum weight 109 kg (on single-axle trailers)
- > supplied without batteries (2x AA required)
- > The REICH TLC drawbar scale comes without calibration!



1. Hitch attached to towball
2. Apply handbrake
3. Uncouple hitch
4. Make sure the hitch is the correct height for the towball
5. Place TLC into hitch socket
6. Position TLC on top of towball
7. Turn TLC on by pressing the red button
8. Lift jockey wheel off ground completely to assure the TLC is in a vertical position with regard to towball
9. Read weight on TLC
10. **Remove TLC before towing!**



Vehicle scale

CARAVAN WEIGHT CONTROL

522-1600

Caravan Weight Control gives you 100 % control over the total weight and the partial weights of the individual wheels. Using the handy balance you may easily prevent excess and uneven loads which may have a negative impact on vehicle handling.

Caravan Weight Control is reliable and precise and suitable for passenger cars, delivery trucks, motor homes, caravans, and trailers alike.

Three measuring programs for:

1. Caravans with mono axle and support wheel
2. Caravans with tandem axle and support wheel
3. Motor homes



Maximum load

Wheel: 1,500 kg
Support wheel: 100 kg



Vehicle scale

CARAVAN WEIGHT CONTROL

522-1500

Caravan Weight Control gives you 100 % control over the total weight and the partial weights of the individual wheels. Using the handy balance you may easily prevent excess and uneven loads which may have a negative impact on vehicle handling.

Caravan Weight Control is reliable and precise and suitable for passenger cars, delivery trucks, motor homes, caravans, and trailers alike.

Three measuring programs for:

1. Caravans with mono axle and support wheel
2. Caravans with tandem axle and support wheel
3. Motor homes



Received the "Golden C" award of the German Camping and Caravan Club e.V. (DCC)

Maximum load

Wheel: 1,000 kg
Support wheel: 100 kg



MIRROR CONTROL

set with 2 mirrors, fixture and remote
528-1000

version with 1 mirror, fixture and remote
528-1100

set with 1 mirror, without fixture and remote
528-1109



Using Mirror Control, you may safely adjust the additional mirrors for your individual requirements via remote from inside your vehicle. Due to the integrated power supply feature and the remote, no cables will be necessary.

Maximum load

Power supply: 9 V each mirror
Remote: 2 x 1.5 V, type AAA (Micro)



Car clamping mirror

SPEED FIX MIRROR

2 mirrors with flat glass
528-290000

2 mirrors with convex glass
528-292000

2 mirrors with dual angle
528-293000



The optical appearance of our Speed Fix caravan clamping mirror perfectly fits modern caravan designs as well as the lines of current towing vehicles. The high-quality mirror features a particularly aerodynamic design, reducing vehicle vibrations during the ride to a minimum.

The innovative fixation system featuring the patent pending pivot mount ensures the most flexible attachment as well as an easy and rapid installation.

The Speed Fix mirror may either be installed on top of or below the vehicle mirror and fits almost all customary vehicle mirror types.

The Speed Fix mirror complies with all statutory E-standards.



Simple · quick · universal applications

HANDY MIRROR



ECE-compliant

Mirror

XL

with "Handy" – quick-action fastening system
528-286691



Quick-action fastening system

HANDY

innovative, flexible and easy handling catch lock
for rapidly mounting and dismantling the Handy
mirror series.
528-2866900



ECE-compliant

Mirror

XL EXTENDED

with "Handy" – quick-action fastening system
for wider campers
528-286692



ECE-compliant

Mirror

XL SUPER FLEX

with "Handy" – quick-action fastening system
for the biggest vehicles and campers
528-286693



CAR MIRROR

For almost every conventional passenger car mirror there is a suitable mirror version with conventional adjustment:



ECE-compliant

Mirror

STANDARD

with extra-large brackets for different mirror sizes

dual set **528-285560**

single **528-285561**



ECE-compliant

Mirror

SUPER

particularly suited for vehicles with big arched mirror housings

single with convex glass **528-285560**

single with sheet glass **528-285561**



ECE-compliant

Mirror

EXCELLENT VIEW

suitable for all passenger cars. When not in use the fixture may remain on the vehicle. If required, mirror with rod may be quickly mounted and removed

dual set with sheet glass **528-285574**

dual set with convex glass **528-285572**

single with sheet glass **528-285584**



ECE-compliant

Mirror

XXL

particularly suited for vehicles with big mirrors, e.g. transporter or off-road vehicles

single with sheet glass **528-285571**



CARAVAN AIRBAG

522-2000

Using the **CARAVAN AIRBAG** makes camper or trailer hitching a piece of cake.

The smooth and shock absorbing surface protects your vehicle against dents and scratches and yourself from getting hurt. Simply insert the **CARAVAN AIRBAG** into the open hitch, close hitch and rotate the wheel of the drawbar to the correct height.

The position flag permits an accurate maneuvering procedure. When the airbag comes into contact with the hitch or the rear of the vehicle, the smooth padding will avoid any damages.

Moreover, the position flag signals each vehicle contact. For hitching, simply remove the

CARAVAN AIRBAG from the hitch, complete the hitching process and ready!



JUMBO FOOT

suitable also for the new ALKO supports
scope of delivery: 4 pcs.
533-200110



ADAPTER FOR CORNER LEGS

for a rapidly lowering the legs by cordless screwdriver
or drilling machine (may be supplied in 2 different
lengths)

long 45 cm

533-200105

short 30 cm


533-200100



BOARD ELECTRICS

More comfort, more safety. Something you can rely on: Electronic supply and control by REICH.

- > e-control combines the function of an electronic supply and control system for motor caravans with the functionalities of a control and monitoring system of batteries, water tanks, gas cylinders etc.
- > Compared with conventional systems, e-control is a completely active system which means it independently monitors all crucial functions and informs the user about critical conditions.
- > This way, water levels are constantly monitored and the user is automatically warned right before critical conditions arise.



CHARGING UNIT CHARGER U4

526-2044



- > 0.8 ampere or 4 ampere, adjustable
- > for wet cell, gel, and AGM batteries from 1.2 Ah through 120 Ah
- > 100 % battery charge possible
- > may be connected to the battery all the time
- > 3 possible charging modes for a product-conserving charging of different battery types and low temperatures
- > applications: cars, boats, caravans, motorbikes etc.
- > protection against polarity reversal and short-circuiting
- > protection class IP65
- > TÜV – GS tested

Technical data

Input voltage:	220 – 240 VAC, 50/60 HZ
Input current:	0.7 A RMS max.
Battery discharge:	5 mA max. (w/o input current)
Blocking voltage:	14.4 V bzw. 14.7 V Soll
Charging rate:	4.0 A bzw. 0.8 A Soll
Ripple voltage:	150 mV max.
Battery type:	12V ead-acid battery, 1.2 – 120 Ah
Protection class:	IP65
Noise:	< 50dB SPL (measured at a distance of 0.5 m)



BOARD ELECTRICS



Charger

C-GO 10A

Fully automatic charger for AGM- and GEL-batteries, which can be used as a power supply as well. Low weight, no fan – no noise, TÜV / GS certified, charging following IUoU-curve, max. loading current 10 A, max. loading voltage 14.4 V and 14.7 V, L 210 x W 175 x H 60 mm, weight: appr. 1.3 kg
526-2070



Charger

C-GO 20A

Fully automatic charger for AGM- and GEL-batteries, which can be used as a power supply as well. Low weight, with fan, max. loading current 20 A, max. loading voltage 14.4 V and 14.7 V, L 210 x W 175 x H 60 mm, weight: appr. 1.3 kg
526-2072



Battery

REICH AGM CPC 50-12

Compact construction dimensions, light weight. Absolutely leak-proof and thus maintenance-free battery system. Large reserve capacity. Able to withstand high cyclic loads. Suitable for indoor use. Rated voltage: 12 V, capacity: 50 Ah, dimensions: 195 x 170 x 165 mm, weight appr. 14.3 kg
527-0017



Battery

REICH AGM CPC 75-12

Compact construction dimensions, light weight. Absolutely leak-proof and thus maintenance-free battery system. Large reserve capacity. Able to withstand high cyclic loads. Suitable for indoor use. Rated voltage: 12 V, capacity: 75 Ah, dimensions: 260 x 200 x 170 mm, weight appr. 24.6 kg
527-0018

BOARD ELECTRICS



BATTERY BOX

H 220 x W 260 x L 420 mm
527-0100



BATTERY QUICK CONNECTION

for all current versions
1221090



BATTERY DISCONNECT SWITCH

with assembly box
527-0011

without assembly box
527-1010



E-CONTROL COMPACT



- > for bigger motor homes
- > connections for a variety of peripherals
- > wide range of functions
- > 4 separately wired outputs
- > 4 digital inputs
- > illuminated display
- > operation via control knob
- > acoustic alarms
- > integrated 20 A charger
- > integrated fan, may be switched off

Specs/Equipment

Weight:	appr. 3 kg
Power consumption	
Without/with display:	250 μ A / 5 mA
(without peripherals engaged)	
Max. loading	
current body battery:	20 A
Max. loading	
current vehicle battery:	6 A
Ambient temperature range:	-10 to +60 °C
Warranty:	2 years



E-CONTROL BASIC



- > for small and medium-size motor homes
- > connections for the most important peripherals
- > basic functions of the E-Control
- > 2 digital inputs
- > illuminated display
- > 4 key operation
- > acoustic alarms
- > integrated 20 A charger
- > integrated fan, may be switched off



Specs/Equipment

Weight:	appr. 3 kg
Power consumption without/with display: (without peripherals engaged)	250 μ A/5 mA
Max. loading current body battery:	20 A
Max. loading current vehicle battery:	6 A
Ambient temperature range:	-10 to +60 °C
Warranty:	2 years



REICH. THE COMFORT OF CARAVANING.



G, F

REICH GmbH

Ahornweg 37
35713 Eschenburg
Germany

T: +49 (0) 2774-93 05-0
F: +49 (0) 2774-93 05-90

info@reich-web.com
www.reich-web.com

NL

REICH Benelux Office

Delta 105
6825 MN Arnhem
Netherlands

T: +31 (0) 26-384 4567
F: +31 (0) 26-361 6773

ivra@reich-web.com
www.reich-web.nl

GB

REICH UK Office

Unit 7 Miras, Business Estate
Lower Keys, Hednesford
Staffordshire, WS 12 2FS
United Kingdom

T: +44 (0) 1543-45 9243
F: +44 (0) 1543-27 5929

infoUK@reich-web.com
www.reich-web.com