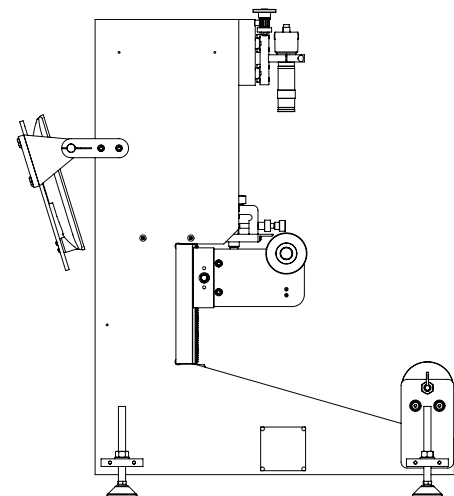
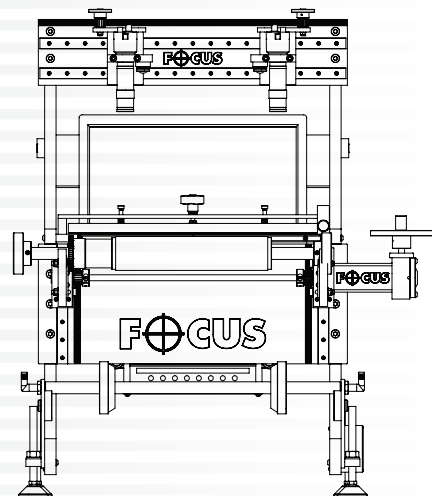


PLATEMATE 2 SPECIFICATIONS

	PLM25	PLM33	PLM43
Dimensions (cms)	60 X 60 X 100	60 x 68 X 100	60 X 78 x 100
Weight	65kg	70kgs	75kgs
Electrical	220/240V, 1phase	220/240V, 1phase	220/240V, 1phase
Nominal Print Cylinder width	25cm/10"	33cm /13"	43cm/17"
Print Cylinder Diameter	20cm /8"	20cm /8"	20cm /8"
Max Print Length	610cm /24"	610cm /24"	610cm /24"
Tape dispenser	Included	Included	Included
HD Monitor (Colour)	Included	Included	Included
Digital Split Screen Control	Included	Included	Included
2 x HD Cameras	Included	Included	Included
1 X Cylinder Holder	Included	Included	Included
Adjustable Height Cylinder	Included	Included	Included
Soft Plate Clamp	Included	Included	Included
Micro Plate Position adjustment	Included	Included	Included
Other Cylinder Holder Types	Optional	Optional	Optional





Focus Label Machinery Ltd • Kendryl Park • Chapel Lane • Bingham • Nottingham • NG13 8GF • England • Telephone: +44 (0) 1949 836223 • Fax: +44 (0) 1949 836542
[http://: www.focuslabel.com](http://www.focuslabel.com) • E-mail: admin@focuslabel.com

Focus Label Machinery Ltd reserve the right to change the specification without prior notice.

Take a closer look PLATEMATE 2

FOCUS VIDEO PLATEMOUTING SYSTEMS



FOCUS
 LABEL MACHINERY LTD


Focus video platemounting Systems Platemate 2

The perfect complement to all Print shops is an accurate plate mounting system that will ensure printing plates can be perfectly mounted in advance of going to press.

The new PLATEMATE system is the most effective system for mounting any flexible polymer plates, simple & quick to operate with an integral adhesive dispenser as standard. No more valuable Press time lost due to misaligned printing plates, or costly down time waiting for plates to be re-laid, avoid the dangers of re-laying plates on press.

A full set of Printing plates can be pre-mounted before going to press in full confidence they will be correctly aligned and accurate. The PLATEMATE system is compatible with many Print Cylinders for a variety of presses.

Printing & Converting today requires the ability and confidence to serve a wide range of markets. Maintaining high levels of productivity with the minimum of downtime are essential to any cost-efficient operation.



POLYMER PLATE

Polymer Plate with Register marks used for aligning printing Plates.



ADJUSTMENT SCREW

The system includes a Micro adjustment Screw for fine movement of Polymer plate position to ensure both extremes of the plate are aligned.






PLATE CLAMP

Soft Polymer Plate Clamp designed to hold to plate without damaging the delicate polymer surface.



PLATE ROLL CYLINDERS

The system has a Screw handle to accommodate different sizes of Plate Roll Cylinders. Cylinders can easily be adjusted to the optimum height.



DIGITAL CAMERAS

Platemate includes two Digital Cameras, complete with laboratory standard microscope lens for high magnification of the polymer plate.




CAMERA LIGHTS

We have Integrated Camera lights to both cameras to ensure light is balanced on both edges of the polymer plate to prevent optical distortion.



ADHESIVE DISPENSER

The system includes an adhesive dispenser for easy application of double sided tape, avoiding creases and reducing the possibility of air bubbles when applying to the plate roll Cylinder.



VIDEO MONITOR

The unit includes the latest Hi resolution colour LED Video Monitor for a pin sharp display.



LINEAR SLIDE

The precision engineered camera mounting & linear slide way ensure the cameras are not affected by vibration and retain the factory calibration settings.

Operational Features:

The Platemate system makes use of two pre-applied register marks on the extreme edges of the polymer printing plate which are aligned perpendicular to the printing direction. The printing cylinder is loaded onto the system and double sided tape applied to its surface.

The printing plate can then be positioned and clamped close to the correct position and viewed under the two powerful cameras. Using the viewed register marks the plate can be finely adjusted until both half images on the right & left side are perfectly aligned.

At this point the polymer plate is firmly applied to the printing cylinder, and ready to go to Press. The procedure takes around 30 seconds and is repeated for each Plate Roll Cylinder.

- > Solid Precision Machined Frame
- > Twin Digital High Resolution Cameras
- > HD Colour Monitor with Split screen display
- > Soft Plate clamp
- > Micro Adjustable Plate position & adjustable Cylinder Height
- > Adhesive Tape Dispenser
- > Various Cylinder mountings